



t.me/altsignals

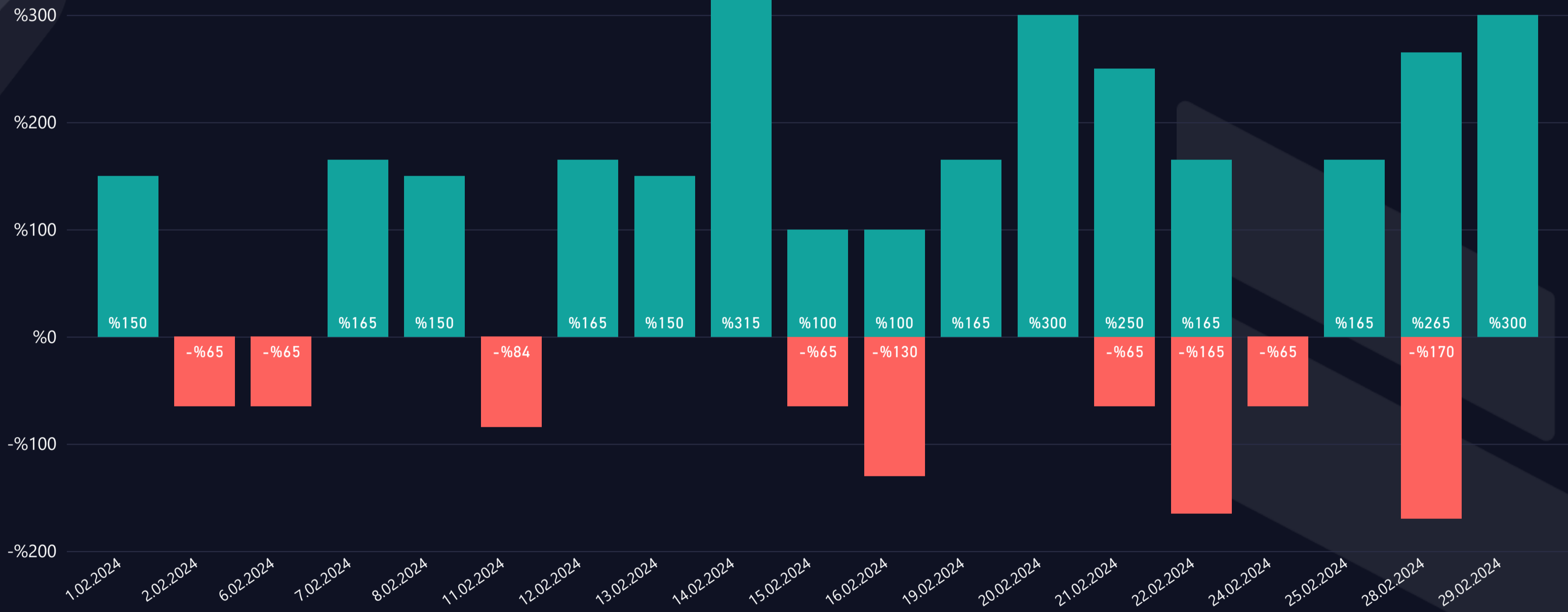
ALTSIGNALS BINANCE HIGH LEV. VIP REPORT 2024 FEBRUARY

~TOTAL PROFIT~
%2031

Success Rate <p>%68</p>	Completed Trades <hr/> 37 %2031 <small># of Signals</small> <small>Total Profit</small>	Win Trades <hr/> 25 %2905 <small># of Trades</small> <small>Win Profit</small>	Loss Trades <hr/> 12 -%874 <small># of Trades</small> <small>Loss Rate</small>
--	--	---	---

WIN & LOSS CHART

Win/Loss ● Loss ● Win



TOP WIN & LOSS TRADES

Realization Date	Pair	Final Profit	Duration (hours)	Final Target
22.02.2024	ETH/USDT	%165,0	16,82	T02
12.02.2024	ETH/USDT	%165,0	43,97	T02
7.02.2024	ETH/USDT	%165,0	32,79	T02
14.02.2024	ETH/USDT	%165,0	11,94	T02
25.02.2024	ETH/USDT	%165,0	30,56	T02

Realization Date	Pair	Total Loss	Duration (hours)
22.02.2024	ETH/USDT	-%100,0	7,29
28.02.2024	ETH/USDT	-%88,1	2,00
11.02.2024	ETH/USDT	-%84,1	10,50
28.02.2024	ETH/USDT	-%81,8	15,75
6.02.2024	BTC/USDT	-%65,0	6,08

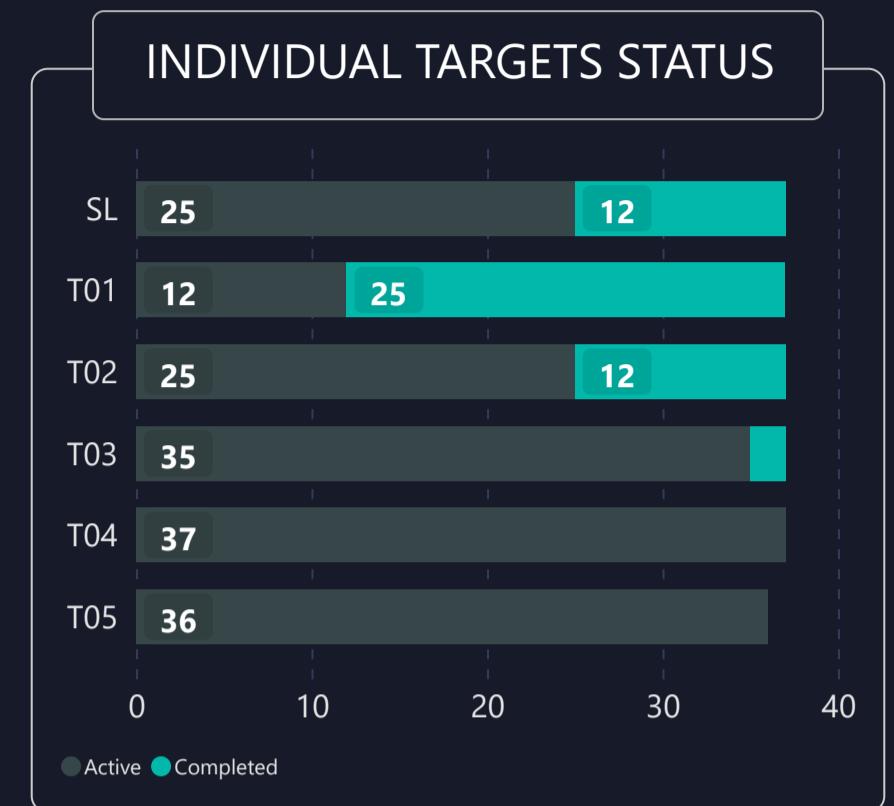
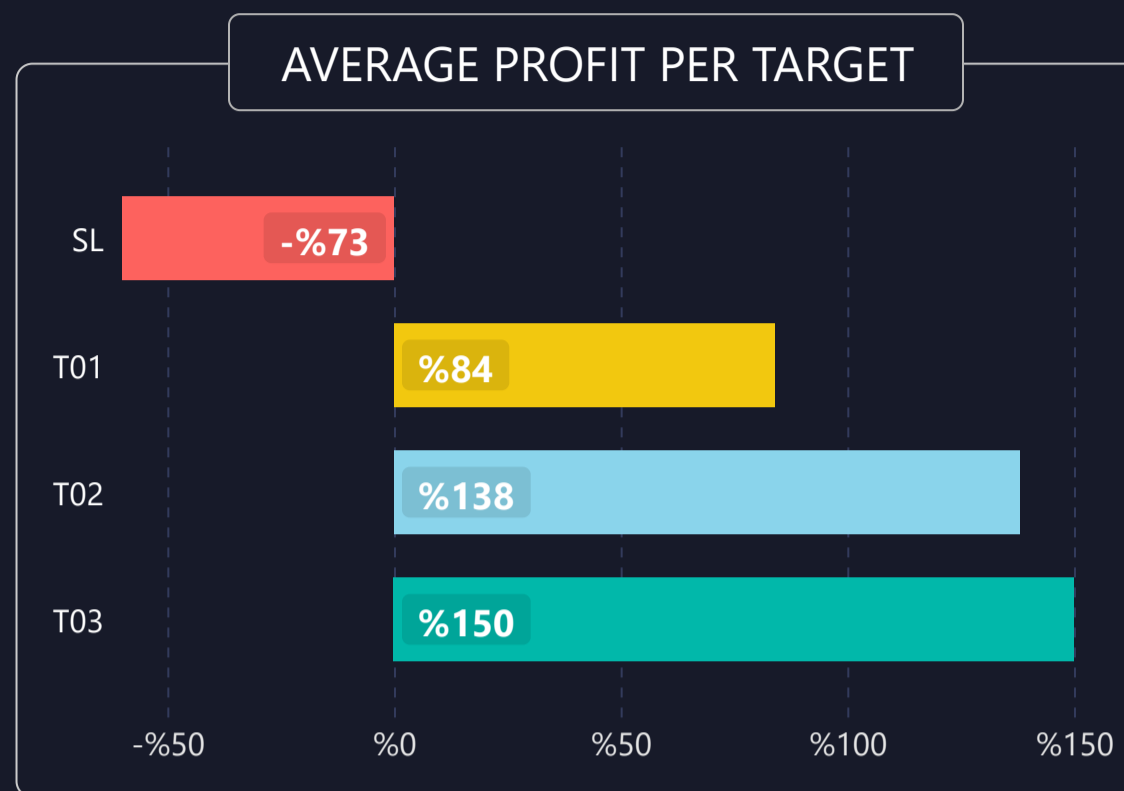
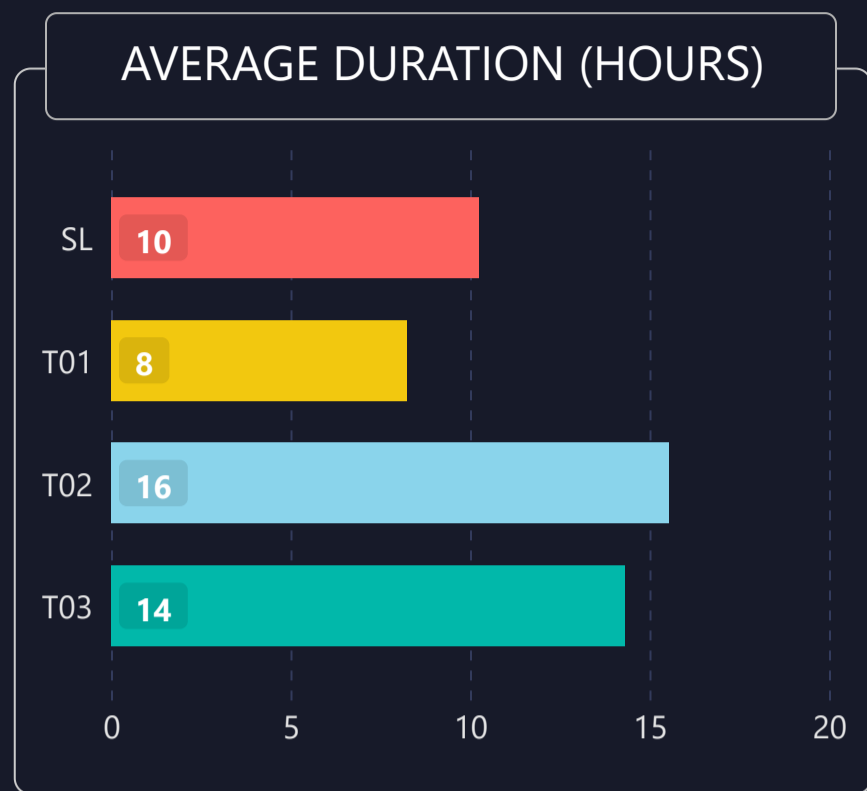


LIST OF ALL TRADES

Signal Date	Pair	Lev.	Buy Rate	Target 1	Target 2	Target 3	Stop Loss	Man. Close	Dur. (hours)	Final P/L
31.01.2024	ETH/USDT	50	2298.8800	2252.9000	2223.0200		2344.86000		4,59	%100,0 ▲
1.02.2024	BTC/USDT	50	43079.7000	43510.5000	43941.3000	44372.1000	42519.70000		20,35	-%65,0 ▼
1.02.2024	BTC/USDT	50	42534.0000	42108.7000	41683.3000	41258.0000	43086.90000		4,27	%50,0 ▲
5.02.2024	BTC/USDT	50	42381.9000	41958.1000	41534.3000	41110.4000	42932.90000		6,08	-%65,0 ▼
6.02.2024	ETH/USDT	50	2331.2000	2377.8200	2408.1300		2284.58000		22,12	%165,0 ▲
7.02.2024	BTC/USDT	50	43531.8000	43967.1000	44402.4000	44837.8000	42965.90000		7,85	%150,0 ▲
10.02.2024	ETH/USDT	50	2473.5100	2424.0400	2391.8800		2515.12000		10,50	-%84,1 ▼
11.02.2024	ETH/USDT	50	2515.1200	2565.4200	2598.1200		2464.82000		43,83	%165,0 ▲
13.02.2024	BTC/USDT	50	48974.7000	48485.0000	47995.2000	47505.5000	49611.40000		0,74	%50,0 ▲
13.02.2024	ETH/USDT	50	2638.6800	2585.9100	2551.6000		2691.45000		0,64	%100,0 ▲
14.02.2024	BTC/USDT	50	49682.2000	50179.0000	50675.8000	51172.7000	49036.30000		11,68	%150,0 ▲
14.02.2024	ETH/USDT	50	2645.7600	2698.6800	2733.0700		2592.84000		11,81	%165,0 ▲
15.02.2024	ETH/USDT	50	2776.8200	2721.2800	2685.1800		2812.91000		12,25	-%65,0 ▼
15.02.2024	ETH/USDT	50	2812.9100	2869.1700	2905.7400		2756.65000		1,15	%100,0 ▲
15.02.2024	ETH/USDT	50	2806.2800	2750.1500	2713.6700		2862.41000		22,99	%100,0 ▲
16.02.2024	BTC/USDT	50	51622.5000	51106.3000	50590.1000	50073.8000	52293.60000		5,55	-%65,0 ▼
16.02.2024	BTC/USDT	50	52494.7000	53019.6000	53544.6000	54069.5000	51812.30000		0,93	-%65,0 ▼
17.02.2024	ETH/USDT	50	2775.2900	2830.8000	2866.8700		2719.78000		25,01	%165,0 ▲
20.02.2024	BTC/USDT	50	52131.3000	52652.6000	53173.9000	53695.2000	51453.60000		13,20	-%65,0 ▼
20.02.2024	BTC/USDT	50	51775.9000	51258.1000	50740.4000	50222.6000	52449.00000		1,89	%100,0 ▲
20.02.2024	ETH/USDT	50	2937.5400	2996.2900	3034.4800		2878.79000		2,11	%100,0 ▲
20.02.2024	ETH/USDT	50	2935.3200	2876.6100	2838.4500		2994.03000		9,08	%100,0 ▲
20.02.2024	ETH/USDT	50	2954.8100	3013.9100	3052.3200		2895.71000		3,55	%100,0 ▲
21.02.2024	BTC/USDT	50	51299.9000	50786.9000	50273.9000	49760.9000	51966.80000		2,27	%50,0 ▲
21.02.2024	ETH/USDT	50	2963.2200	2903.9600	2865.4300		3022.48000		3,17	%100,0 ▲
21.02.2024	ETH/USDT	50	2932.0000	2990.6400	3028.7600		2873.36000		15,73	%165,0 ▲
22.02.2024	ETH/USDT	50	2972.4400	2912.9900	2874.3500		3031.89000		7,29	-%100,0 ▼
22.02.2024	BTC/USDT	50	51999.8000	52519.8000	53039.8000	53559.8000	51323.80000		3,44	-%65,0 ▼
23.02.2024	BTC/USDT	50	50878.0000	50369.2000	49860.4000	49351.7000	51539.40000		25,51	-%65,0 ▼
24.02.2024	ETH/USDT	50	2965.1800	3024.4800	3063.0300		2905.88000		24,31	%165,0 ▲
27.02.2024	ETH/USDT	50	3231.7400	3167.1100	3125.0900		3284.60000		15,75	-%81,8 ▼
28.02.2024	ETH/USDT	50	3299.5200	3233.5300	3190.6400		3357.67000		2,00	-%88,1 ▼
28.02.2024	ETH/USDT	50	3284.6000	3350.2900	3392.9900		3218.91000		1,90	%100,0 ▲
28.02.2024	ETH/USDT	50	3357.6700	3424.8200	3468.4700		3290.52000		2,99	%165,0 ▲
29.02.2024	BTC/USDT	50	62531.9000	63157.2000	63782.5000	64407.9000	61719.00000		1,46	%100,0 ▲
29.02.2024	BTC/USDT	50	61410.5000	62024.6000	62638.7000	63252.8000	60612.20000		0,84	%100,0 ▲
29.02.2024	ETH/USDT	50	3461.2800	3530.5100	3575.5000		3392.05000		6,03	%100,0 ▲



1) DETAILED STATS OF TARGETS (T1, T2, T3 etc.)



2) TARGET DURATION vs PROFIT/LOSS SCATTER CHART

Targets ● SL ● T01 ● T02 ● T03

