

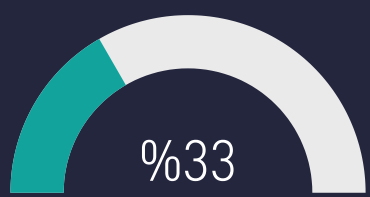


t.me/altsignals

ALTSIGNALS BINANCE SPOT VIP REPORT 2024 FEBRUARY



Success Rate



Completed Trades

3 # of Signals
%98 Total Profit

Win Trades

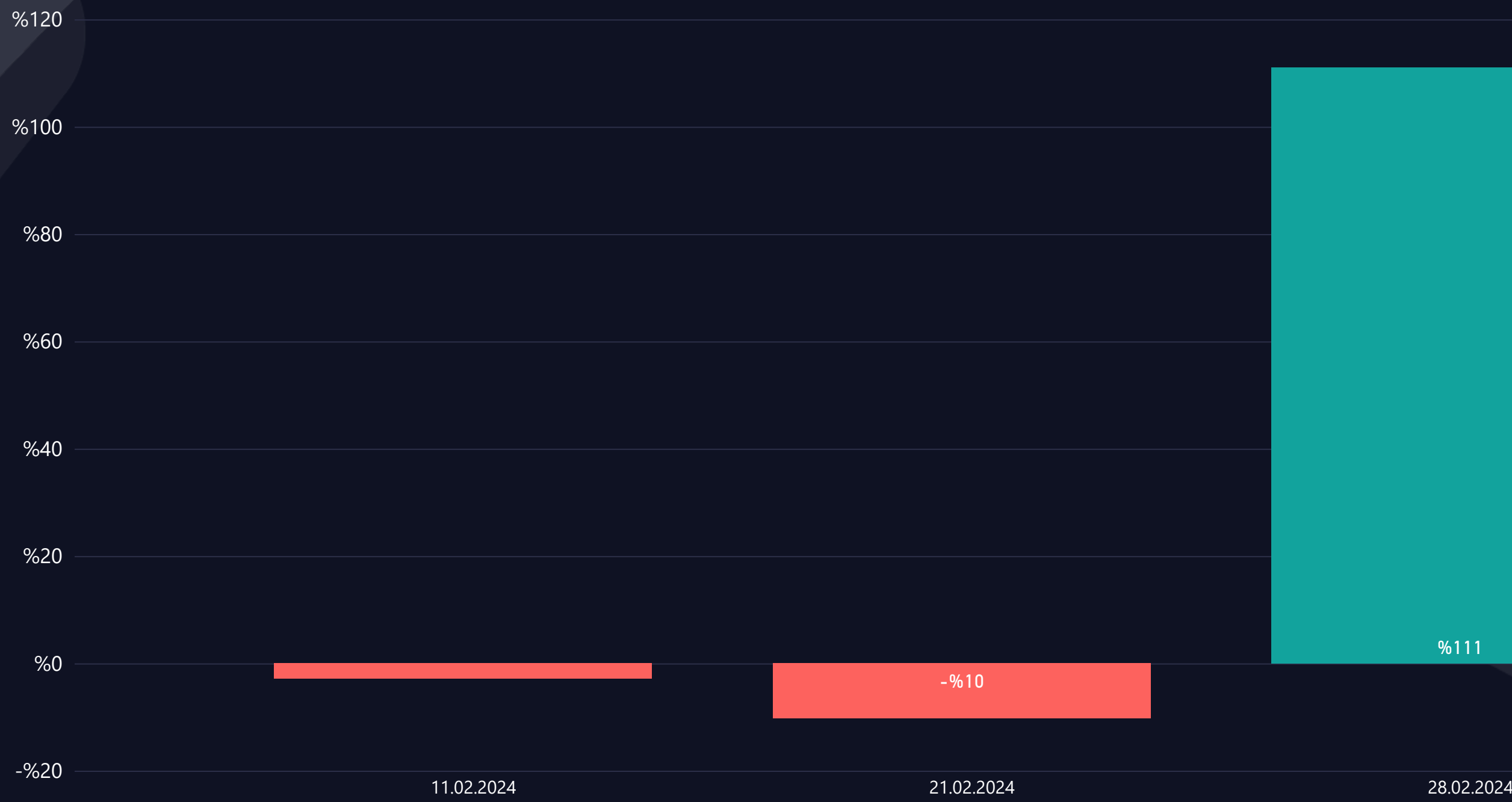
1 # of Trades
%111 Win Profit

Loss Trades

2 # of Trades
-%13 Loss Rate

WIN & LOSS CHART

Win/Loss ● Loss ● Win



TOP WIN & LOSS TRADES

Realization Date	Pair	Final Profit	Duration (days)	Final Target
28.02.2024	APT/USDT	%111,0	129,30	T03

Realization Date	Pair	Total Loss	Duration (days)
21.02.2024	HNT/USDT	-%10,3	2,33
11.02.2024	QNT/USDT	-%2,9	2,51



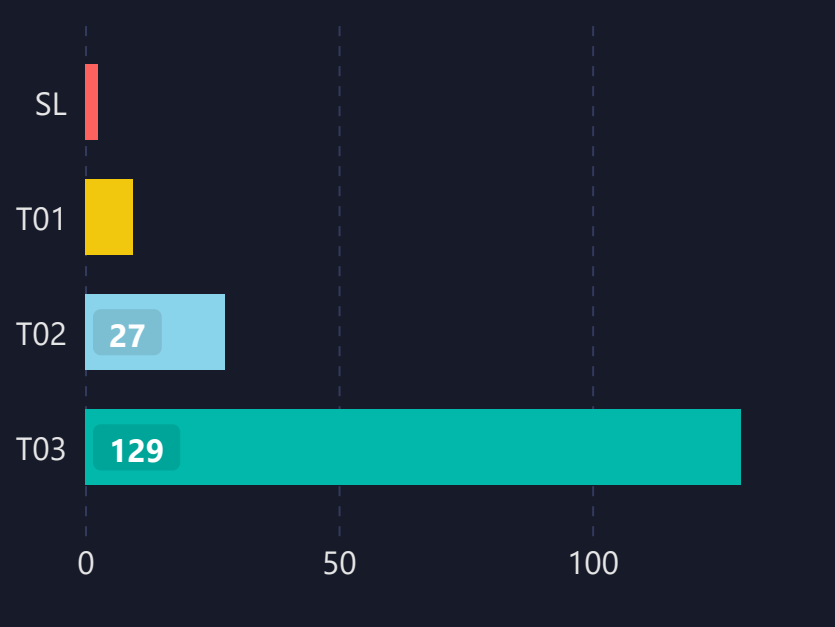
LIST OF ALL TRADES

Signal Date	Pair	Lev.	Buy Rate	Target 1	Target 2	Target 3	Target 4	Target 5	Stop Loss	Man. Close	Dur. (Days)	Final P/L
22.10.2023	APT/USDT	1	6.1100	7.9092	9.8057	12.8945			5.60000		55,35	%111,0 ▲
9.02.2024	QNT/USDT	1	105.0000	110.0000	116.0000	123.0000	129.0000		102.00000		2,51	-%2,9 ▼
19.02.2024	HNT/USDT	1	9.7500	11.8000	13.7000	16.1000	19.3000	24.5000	8.75000		2,33	-%10,3 ▼

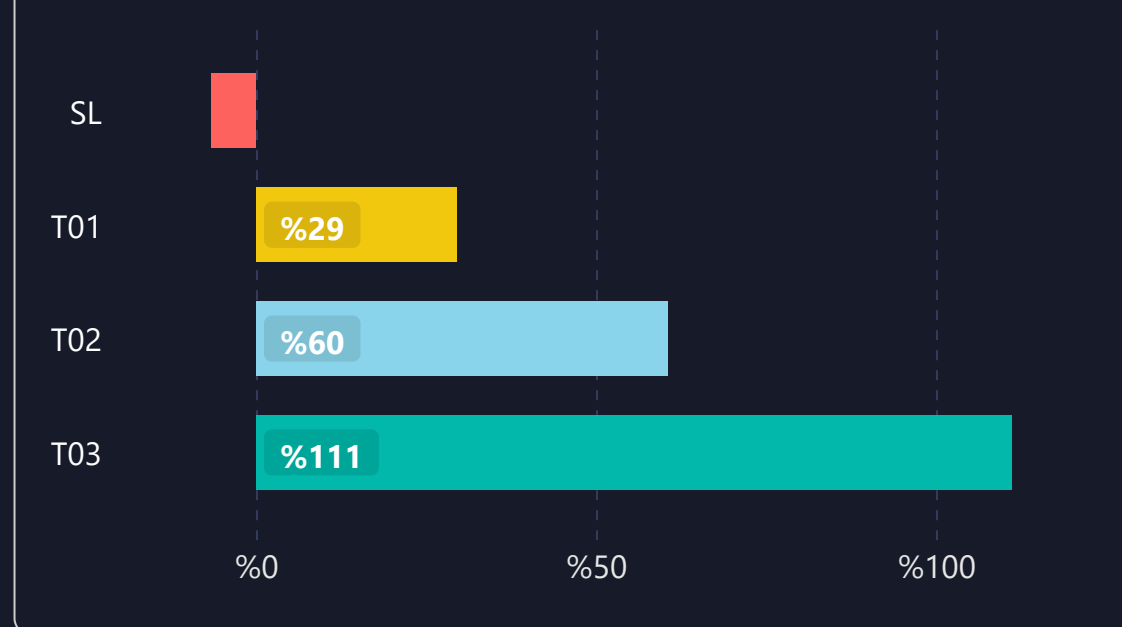


1) DETAILED STATS OF TARGETS (T1, T2, T3 etc.)


AVERAGE DAYS TO HIT TARGETS



AVERAGE PROFIT PER TARGET



INDIVIDUAL TARGETS STATUS



2) TARGET DURATION vs PROFIT/LOSS SCATTER CHART

Targets ● SL ● T01 ● T02 ● T03

