




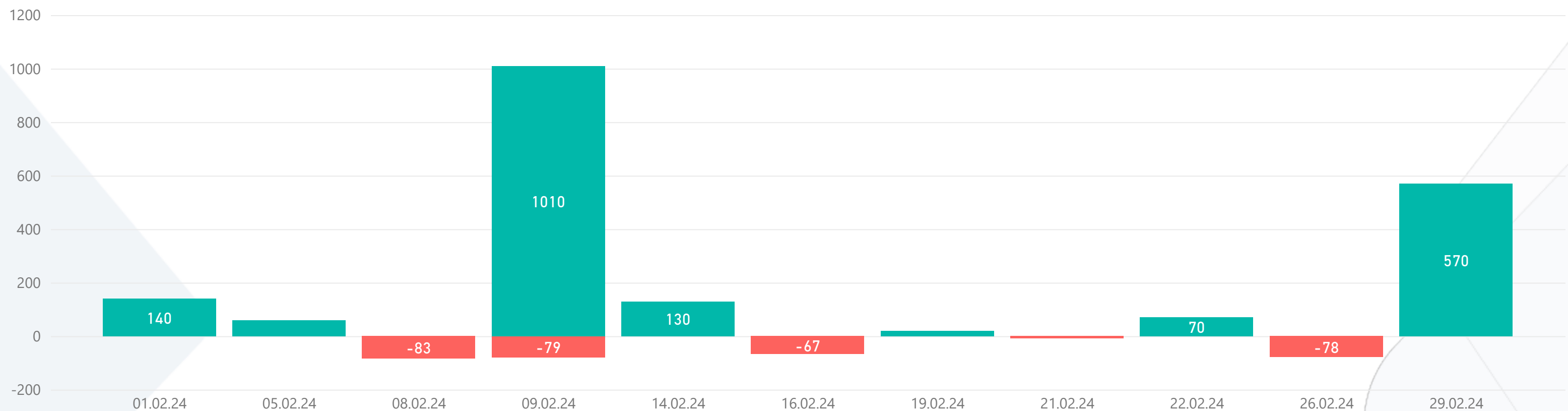
ALTFX REPORT 2024 FEBRUARY

~TOTAL PIPS~
1684



1) WIN & LOSS CHART

Win/Loss ● Loss ● Win



2) TOP WIN & LOSS TRADES

Date	Pair	Buy Rate	Sell Rate	+ Pips	Dur. (hours)
9.02.2024	XTI/USD	72.0000	77.20	520	168,8
9.02.2024	XTI/USD	72.4000	77.30	490	169,1
29.02.2024	GBP/JPY	191.230	189.63000	160	66,4
29.02.2024	GBP/JPY	190.960	189.56000	140	40,1
29.02.2024	GBP/JPY	190.520	189.52000	100	44,2

Date	Pair	Buy Rate	Sell Rate	- Pips	Dur. (hours)
8.02.2024	NZD/JPY	89.930	90.76300	-83	70,5
9.02.2024	GBP/JPY	187.900	188.69200	-79	23,4
26.02.2024	EUR/CAD	1.4596	1.46740	-78	89,1
16.02.2024	NZD/JPY	91.400	92.06800	-67	36,0
21.02.2024	EUR/USD	1.0813	1.08	-4	1,5

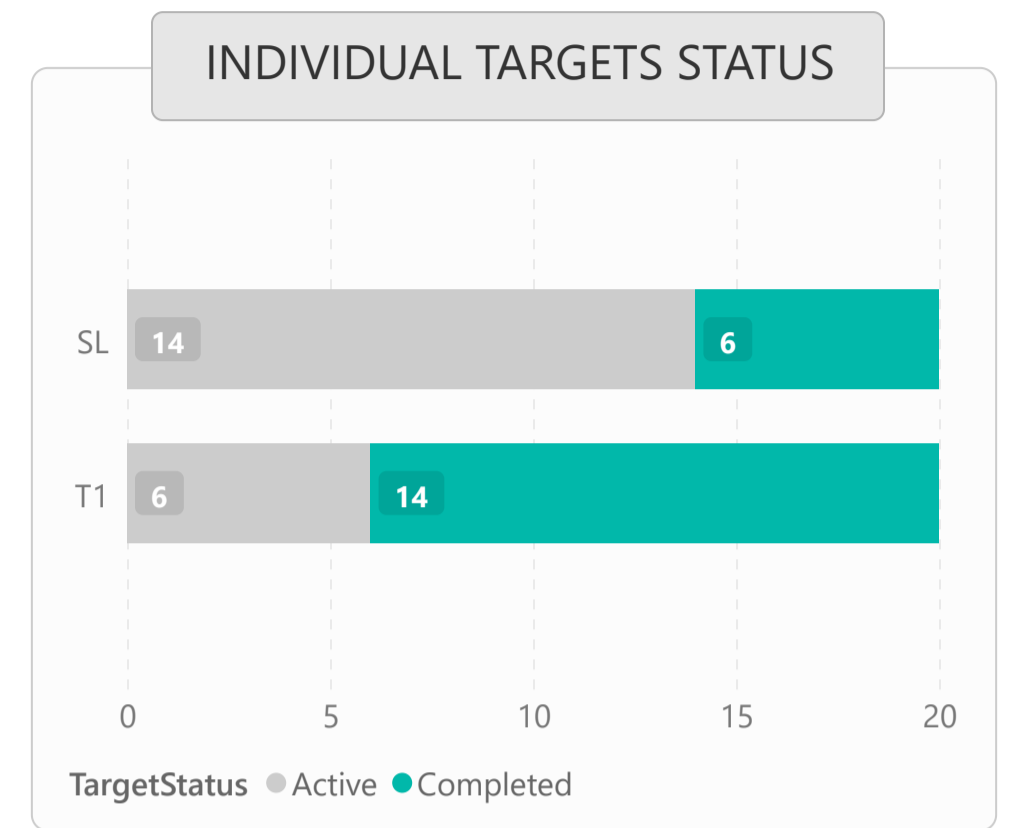
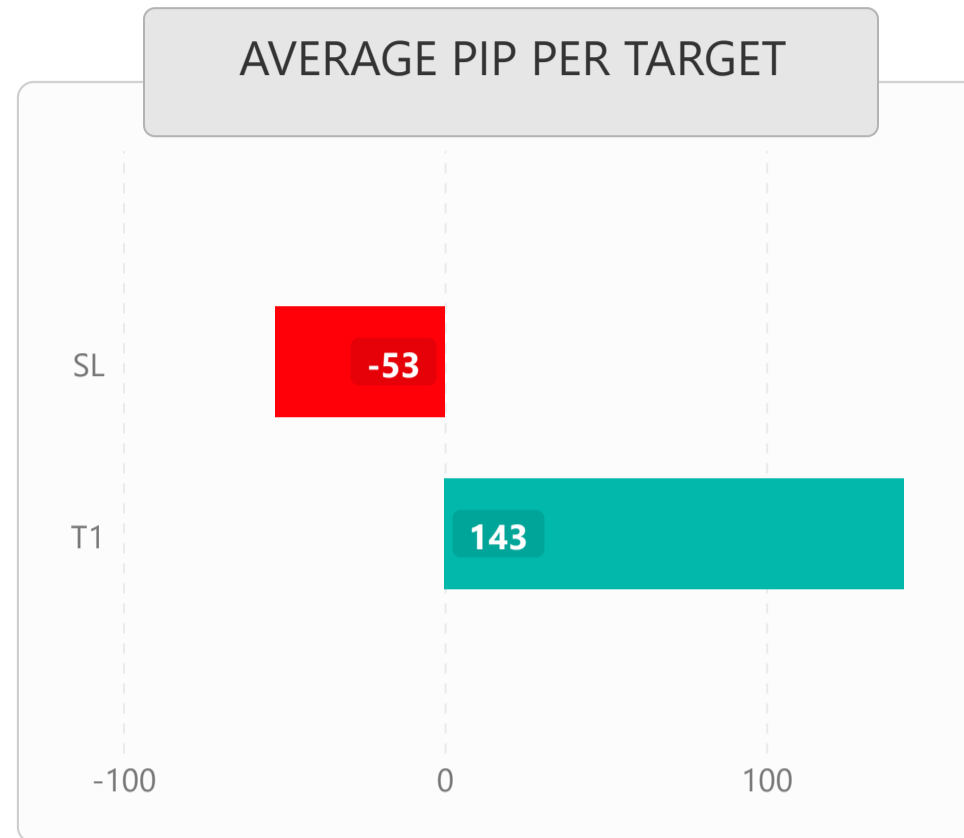
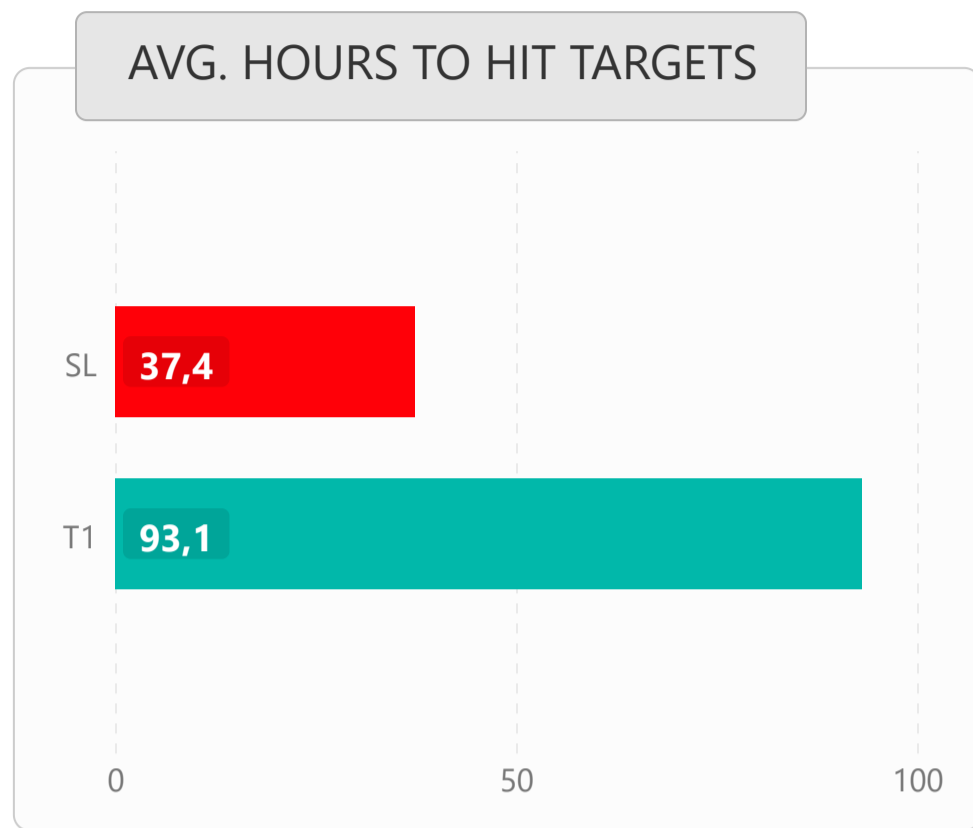


LIST OF ALL TRADES

Signal Date	Pair	Long/Short	Buy Rate	T1 Rate	T2 Rate	Stoploss Rate	Pips	Dur. (Hours)
1.02.2024	XTI/USD	Long	74.4000	75.8000		71.4000	140	0,5
2.02.2024	GBP/JPY	Short	187.050	186.450		187.892	60	74,2
2.02.2024	XTI/USD	Long	72.4000	77.3000		70.2000	490	169,1
2.02.2024	XTI/USD	Long	72.0000	77.2000		70.2000	520	168,8
5.02.2024	NZD/JPY	Short	89.930	84.322		90.763	-83	70,5
8.02.2024	GBP/JPY	Short	187.900	173.820		188.692	-79	23,4
13.02.2024	GBP/JPY	Short	190.000	188.700		190.792	130	17,6
14.02.2024	GBP/AUD	Short	1.9451	1.9411		1.9521	40	364,2
15.02.2024	NZD/JPY	Short	91.400	88.912		92.068	-67	36,0
19.02.2024	CAD/CHF	Long	0.6515	0.6535		0.6455	20	83,3
19.02.2024	GBP/AUD	Short	1.9440	1.9410		1.9521	30	246,4
19.02.2024	GBP/JPY	Short	189.220	189.020		189.857	20	0,8
21.02.2024	EUR/USD	Short	1.0813	1.0763		1.0817	-4	1,5
21.02.2024	EUR/USD	Short	1.0813	1.0763		1.0817	-4	3,6
22.02.2024	GBP/JPY	Short	190.400	189.900		190.988	50	3,4
22.02.2024	EUR/CAD	Short	1.4596	1.3892		1.4674	-78	89,1
26.02.2024	GBP/JPY	Short	191.230	189.630		192.020	160	66,4
27.02.2024	GBP/JPY	Short	190.520	189.520		191.238	100	44,2
27.02.2024	GBP/JPY	Short	190.960	189.560		191.492	140	40,1
28.02.2024	GBP/JPY	Short	190.600	189.600		191.238	100	24,8



1) DETAILED STATS OF TARGETS (T1, T2, T3 etc.)



2) TARGET DURATION vs PROFIT/LOSS SCATTER CHART

