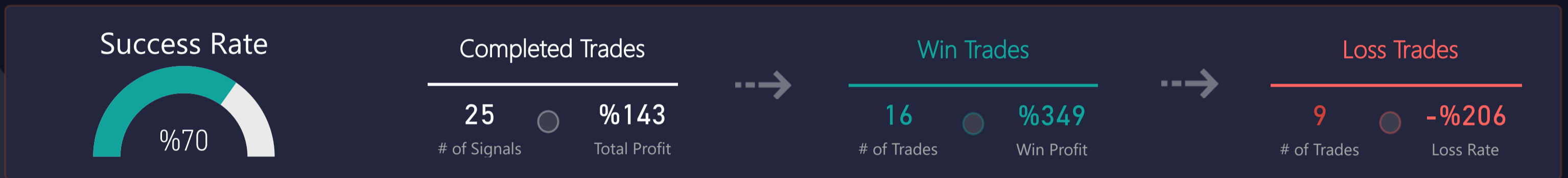




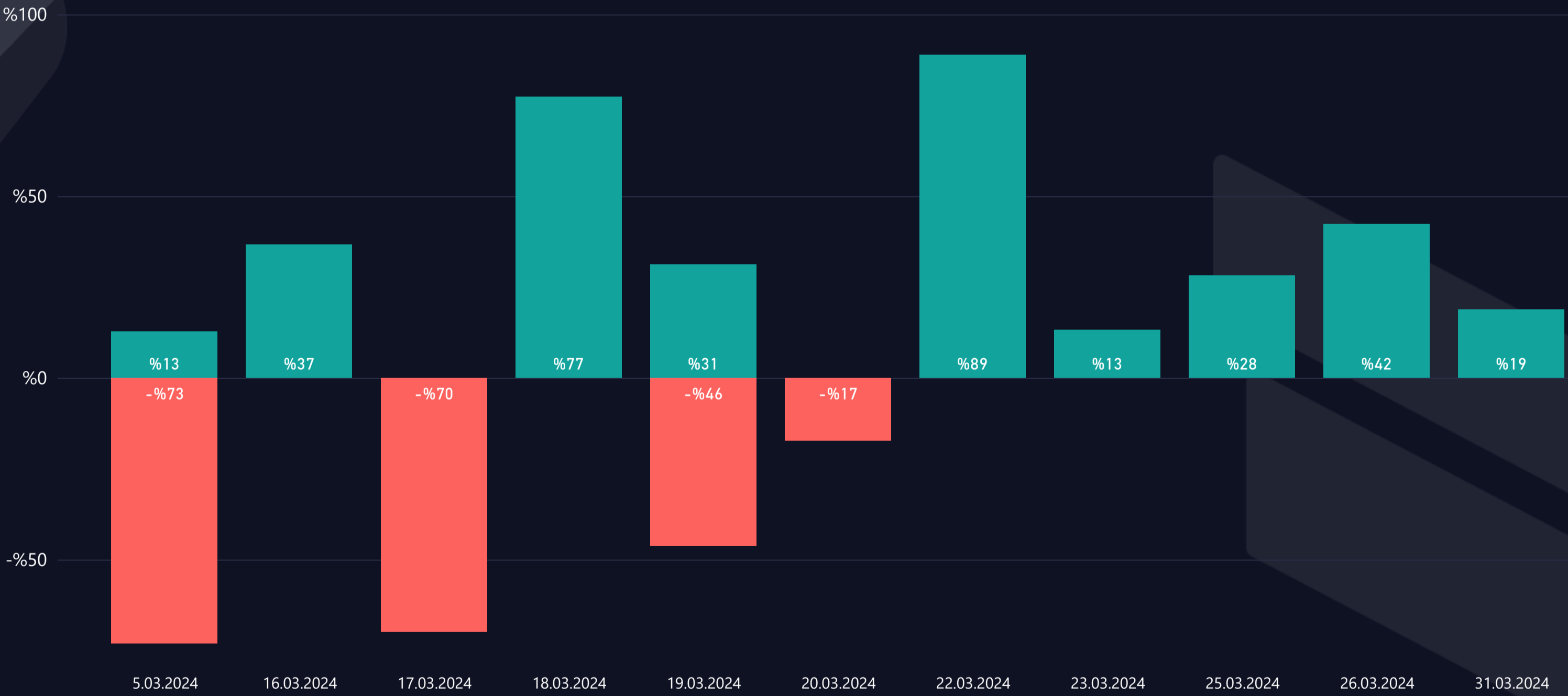
t.me/altsignals

ALTSIGNALS BINANCE FUTURES REPORT 2024 MARCH



WIN & LOSS CHART

Win/Loss ● Loss ● Win



TOP WIN & LOSS TRADES

Realization Date	Pair	Final Profit	Duration (hours)	Final Target
22.03.2024	ETH/USDT	%54,2	44,76	T02
26.03.2024	NEAR/USDT	%42,2	30,71	T04
16.03.2024	NEAR/USDT	%36,7	9,30	T01
18.03.2024	FLOKI/USDT	%33,1	27,93	T04
19.03.2024	JASMY/USDT	%31,3	64,50	T01

Realization Date	Pair	Total Loss	Duration (hours)
5.03.2024	FLOW/USDT	-%38,2	70,73
19.03.2024	DENT/USDT	-%33,8	399,70
5.03.2024	WAVES/USDT	-%31,3	34,81
17.03.2024	NEO/USDT	-%28,5	311,50
17.03.2024	THETA/USDT	-%26,2	20,11

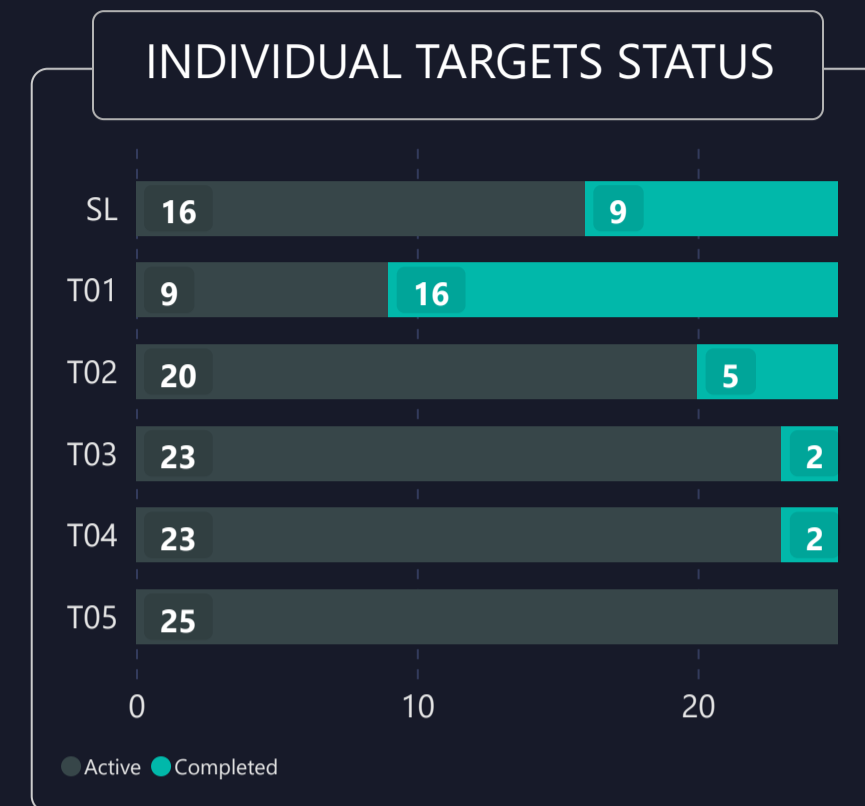
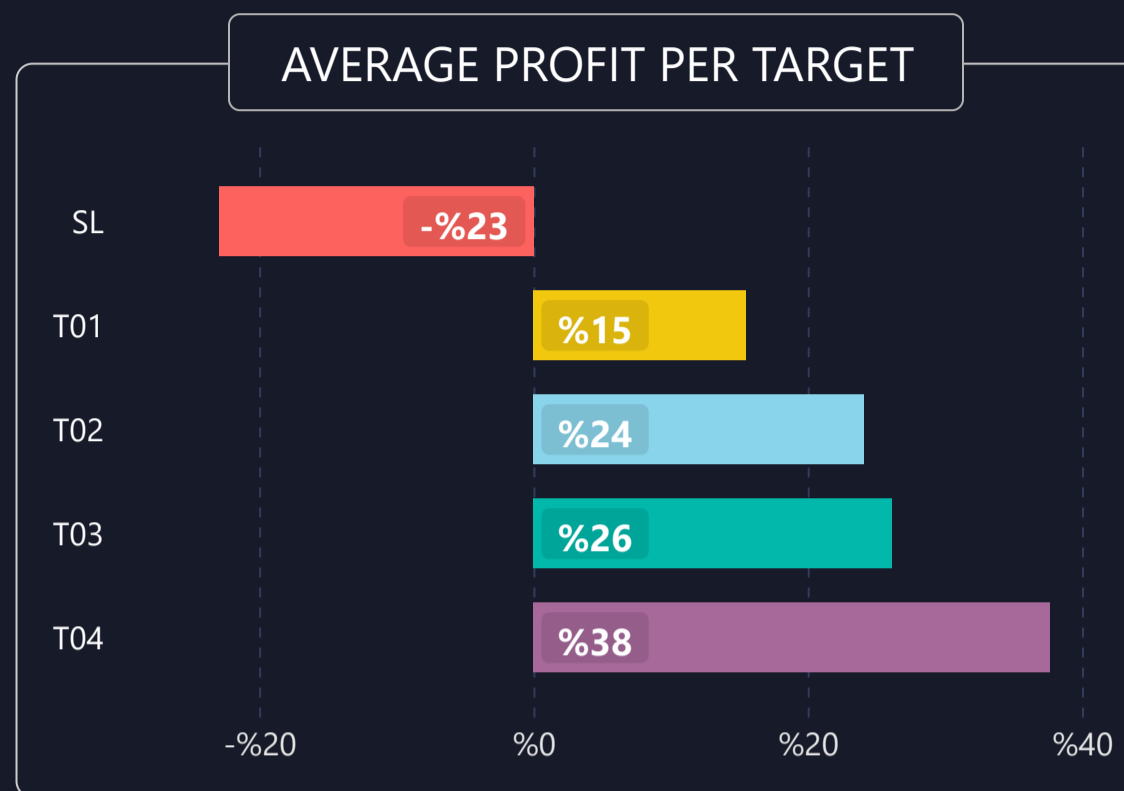
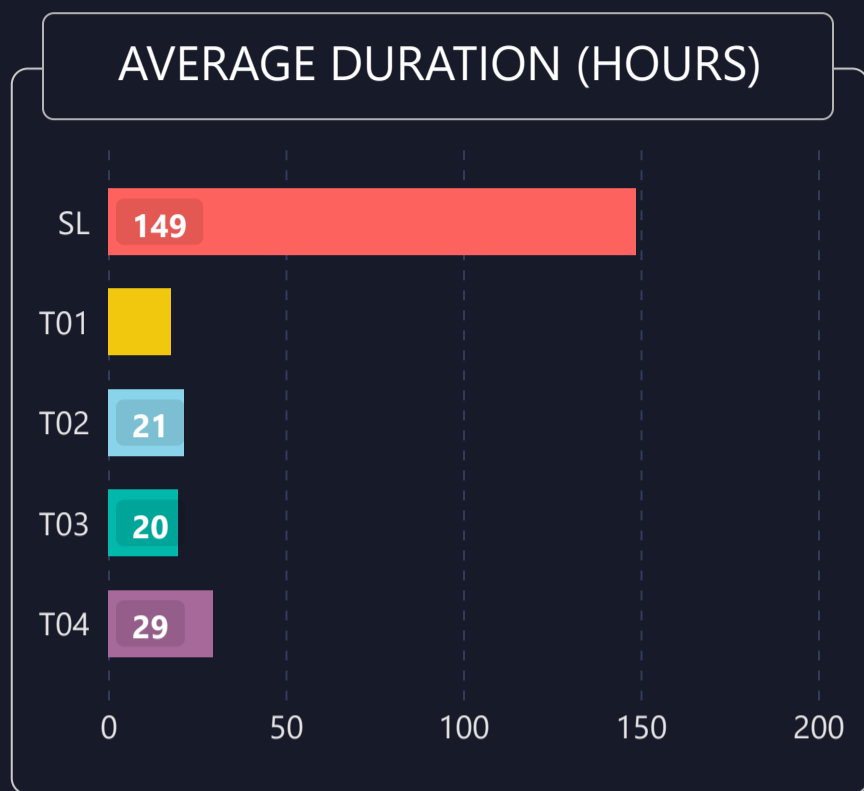


LIST OF ALL TRADES

Signal Date	Pair	Lev.	Buy Rate	Target 1	Target 2	Target 3	Target 4	Stop Loss	Man. Close	Dur. (hours)	Final P/L
29.02.2024	ADA/USDT	3	0.6751	0.7040	0.8354	1.1517	1.8053	0.63440		128,34	%12,8 ▲
2.03.2024	DENT/USDT	2	0.0019	0.0035	0.0057	0.0094		0.00160		399,70	-%33,8 ▼
2.03.2024	ENJ/USDT	3	0.4799	0.6897	0.9365	1.3431	2.2817	0.46000		400,10	-%12,4 ▼
2.03.2024	ONE/USDT	3	0.0263	0.0391	0.0563	0.0886	0.1710	0.02600		78,48	-%3,5 ▼
3.03.2024	FLOW/USDT	2	1.2105	1.9722	3.2705	5.5811		0.97943		70,73	-%38,2 ▼
4.03.2024	WAVES/USDT	3	3.3500	5.7900	8.8000	15.0000		3.00000		34,81	-%31,3 ▼
4.03.2024	NEO/USDT	3	15.9502	22.7126	35.5989	55.6329	79.3086	14.43520		311,50	-%28,5 ▼
16.03.2024	THETA/USDT	3	2.9250	2.6305	2.3888	2.2009	1.9748	3.18000		20,11	-%26,2 ▼
16.03.2024	AGIX/USDT	2	1.0500	0.9631	0.8768	0.8077	0.7289	1.13000		15,96	-%15,2 ▼
16.03.2024	JASMY/USDT	2	0.0189	0.0160	0.0143	0.0126		0.02118		64,50	%31,3 ▲
16.03.2024	NEAR/USDT	3	7.8846	6.9200	6.1400	5.3500	4.5500	9.31000		9,30	%36,7 ▲
17.03.2024	FLOKI/USDT	2	0.0002	0.0002	0.0002	0.0002	0.0002	0.00025		23,20	%33,1 ▲
18.03.2024	LINK/USDT	3	18.7638	19.3400	19.8700	20.2000	20.4500	17.70000		1,65	%9,2 ▲
19.03.2024	SOL/USDT	3	167.5861	176.7000	181.0000	185.2000	192.0000	153.00000		-15,47	%16,3 ▲
19.03.2024	STX/USDT	3	2.9219	2.7400	2.6000	2.5300	2.4700	3.10000		-18,44	%18,7 ▲
20.03.2024	STX/USDT	3	2.9700	2.8250	2.7000	2.6500	2.6000	3.14000		6,63	-%17,2 ▼
20.03.2024	ETH/USDT	3	2880.0000	3125.0000	3400.0000	3660.0000	3900.0000	2360.00000		35,15	%54,2 ▲
21.03.2024	NEAR/USDT	3	6.7300	6.3800	6.0700	5.8400	5.5900	7.22500		10,40	%15,6 ▲
21.03.2024	ALGO/USDT	3	0.2531	0.2422	0.2370	0.2310	0.2280	0.26600		19,82	%19,1 ▲
22.03.2024	ICP/USDT	3	13.5550	12.9600	12.4700	12.0800	11.8600	14.40000		11,14	%13,2 ▲
25.03.2024	EOS/USDT	3	1.0475	1.0842	1.1470	1.1985	1.2509	1.01100		22,24	%10,5 ▲
25.03.2024	VET/USDT	4	0.0431	0.0450	0.0470	0.0480	0.0500	0.04228		9,04	%17,6 ▲
25.03.2024	NEAR/USDT	3	6.9249	7.0000	7.1800	7.4900	7.9000	6.68000		12,11	%42,2 ▲
31.03.2024	QNT/USDT	3	134.2475	136.1300	138.5800	140.7100	142.8200	131.00000		3,64	%4,2 ▲
31.03.2024	LUNA/USDT	3	1.1250	1.1514	1.1799	1.2143	1.2495	1.08590		3,78	%14,6 ▲



1) DETAILED STATS OF TARGETS (T1, T2, T3 etc.)



2) TARGET DURATION vs PROFIT/LOSS SCATTER CHART

Targets ● SL ● T01 ● T02 ● T03 ● T04

