



t.me/altsignals

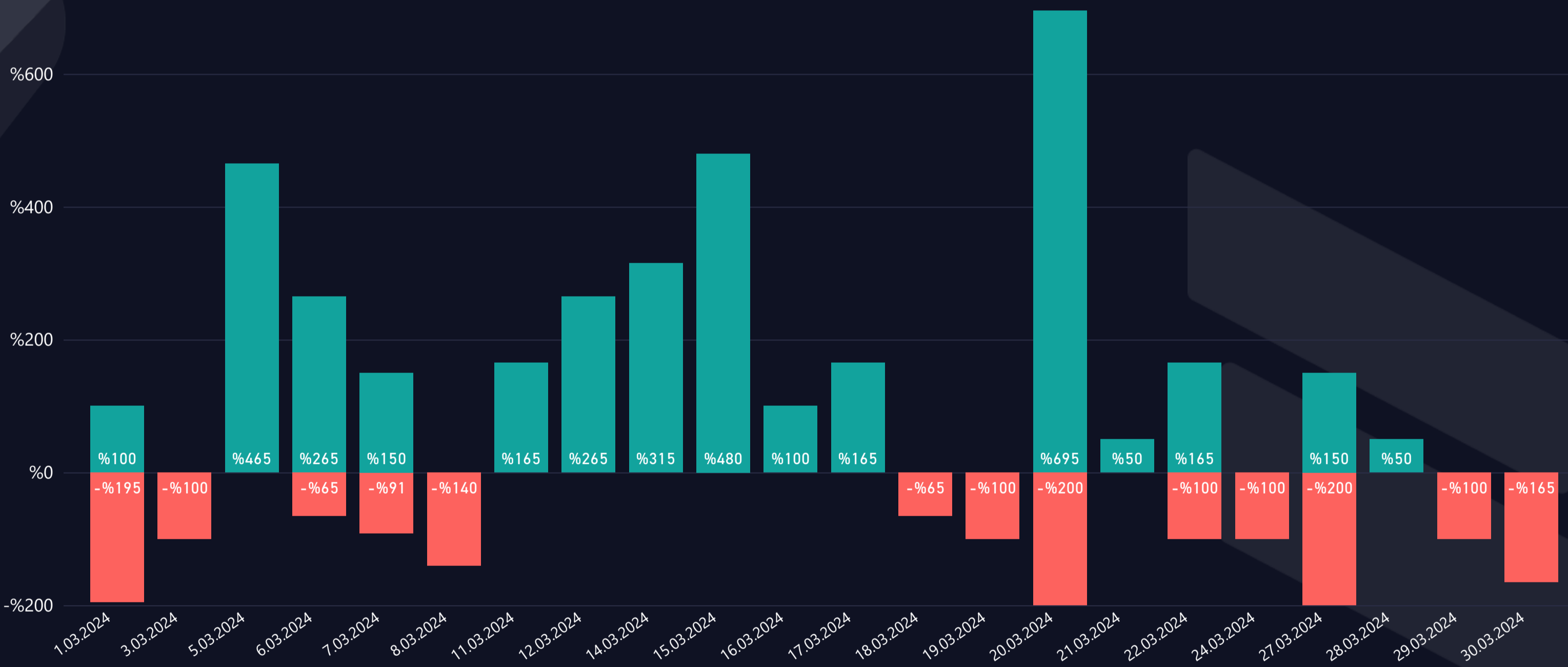
# ALTSIGNALS BINANCE HIGH LEV. VIP REPORT 2024 MARCH

**TOTAL PROFIT**  
**%1959**

<b>Success Rate</b> <p><b>%58</b></p>	<b>Completed Trades</b> <p><b>48</b> # of Signals</p> <p><b>%1959</b> Total Profit</p>	<b>Win Trades</b> <p><b>28</b> # of Trades</p> <p><b>%3580</b> Win Profit</p>	<b>Loss Trades</b> <p><b>20</b> # of Trades</p> <p><b>-%1621</b> Loss Rate</p>
--	---	--	---

## WIN & LOSS CHART

Win/Loss ● Loss ● Win



## TOP WIN & LOSS TRADES

Realization Date	Pair	Final Profit	Duration (hours)	Final Target
12.03.2024	ETH/USDT	%165,0	10,64	T02
14.03.2024	ETH/USDT	%165,0	24,30	T02
17.03.2024	ETH/USDT	%165,0	9,87	T02
20.03.2024	ETH/USDT	%165,0	3,99	T02
22.03.2024	ETH/USDT	%165,0	3,76	T02

Realization Date	Pair	Total Loss	Duration (hours)
8.03.2024	ETH/USDT	-%100,0	2,31
30.03.2024	ETH/USDT	-%100,0	20,23
24.03.2024	ETH/USDT	-%100,0	12,11
22.03.2024	ETH/USDT	-%100,0	11,88
27.03.2024	ETH/USDT	-%100,0	22,68



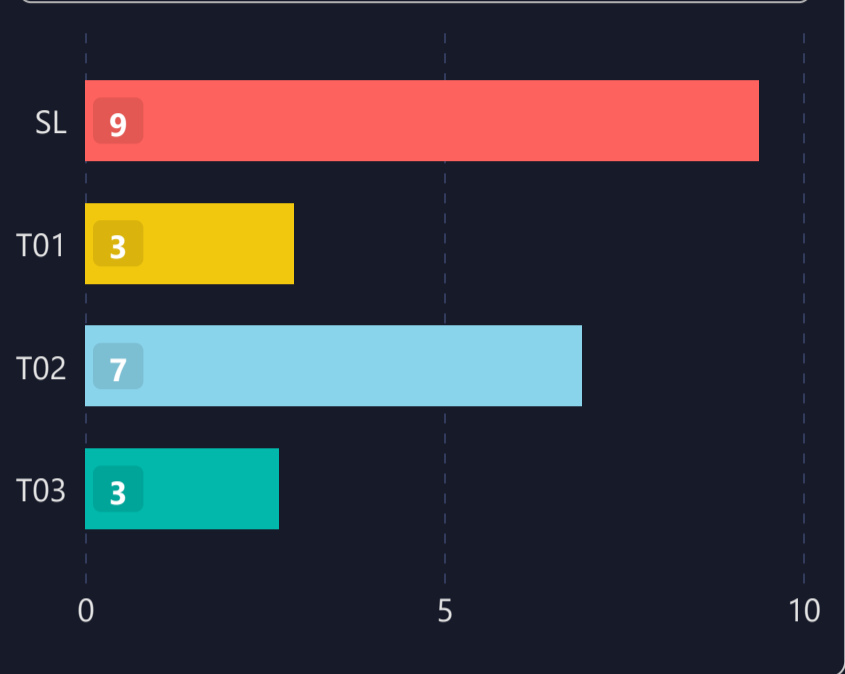
# LIST OF ALL TRADES

Signal Date	Pair	Lev.	Buy Rate	Target 1	Target 2	Target 3	Stop Loss	Man. Close	Dur. (hours)	Final P/L
29.02.2024	BTC/USDT	50	62182.9000	62804.7000	63426.6000	64048.4000	61374.50000		0,69	-%65,0 ▼
1.03.2024	BTC/USDT	50	62174.0000	62795.7000	63417.5000	64039.2000	61365.70000		7,17	-%65,0 ▼
1.03.2024	BTC/USDT	50	60860.4000	60251.8000	59643.2000	59034.6000	61651.60000		3,96	-%65,0 ▼
1.03.2024	ETH/USDT	50	3373.4900	3440.9600	3484.8200		3306.02000		8,20	%100,0 ▲
2.03.2024	ETH/USDT	50	3402.6700	3334.6200	3290.3800		3470.72000		25,95	-%100,0 ▼
5.03.2024	BTC/USDT	50	67194.5000	67866.4000	68538.4000	69210.3000	66321.00000		3,69	%150,0 ▲
5.03.2024	BTC/USDT	50	64075.9000	63435.1000	62794.4000	62153.6000	64908.90000		0,37	%150,0 ▲
5.03.2024	ETH/USDT	50	3705.4800	3631.3700	3583.2000		3779.59000		0,91	%165,0 ▲
6.03.2024	BTC/USDT	50	65505.6000	64850.5000	64195.5000	63540.4000	66357.20000		0,07	-%65,0 ▼
6.03.2024	BTC/USDT	50	67162.2000	67833.8000	68505.4000	69177.1000	66289.10000		5,09	-%65,0 ▼
6.03.2024	ETH/USDT	50	3821.4500	3745.0200	3695.3400		3897.88000		2,12	%100,0 ▲
6.03.2024	ETH/USDT	50	3583.7200	3655.3900	3701.9800		3512.05000		0,32	%165,0 ▲
7.03.2024	ETH/USDT	50	3808.8600	3732.6800	3683.1700		3828.92000		14,00	-%26,3 ▼
7.03.2024	BTC/USDT	50	67330.7000	68004.0000	68677.3000	69350.6000	66455.40000		0,17	%50,0 ▲
7.03.2024	ETH/USDT	50	3828.9200	3905.5000	3955.2700		3752.34000		5,97	%100,0 ▲
8.03.2024	ETH/USDT	50	3849.7700	3772.7700	3722.7300		3926.77000		2,31	-%100,0 ▼
8.03.2024	ETH/USDT	50	3935.5600	4014.2700	4065.4300		3904.01000		14,75	-%40,1 ▼
8.03.2024	ETH/USDT	50	3904.0100	3825.9300	3775.1800		3982.09000		28,50	%165,0 ▲
12.03.2024	BTC/USDT	50	70667.1000	69960.4000	69253.8000	68547.1000	71585.80000		0,74	%100,0 ▲
12.03.2024	ETH/USDT	50	4008.3400	3928.1700	3876.0600		4088.51000		10,28	%165,0 ▲
13.03.2024	ETH/USDT	50	4000.7900	3920.7700	3868.7600		4080.81000		23,60	%165,0 ▲
14.03.2024	BTC/USDT	50	71787.8000	71069.9000	70352.0000	69634.2000	72721.00000		3,01	%150,0 ▲
15.03.2024	BTC/USDT	50	69831.6000	69133.3000	68435.0000	67736.7000	70739.40000		0,36	%150,0 ▲
15.03.2024	ETH/USDT	50	3830.4100	3753.8000	3704.0100		3907.02000		0,33	%165,0 ▲
15.03.2024	ETH/USDT	50	3692.1300	3618.2900	3570.2900		3765.97000		0,45	%165,0 ▲
16.03.2024	ETH/USDT	50	3710.2800	3784.4900	3832.7200		3636.07000		2,40	%100,0 ▲
16.03.2024	ETH/USDT	50	3672.9300	3599.4700	3551.7200		3746.39000		8,29	%165,0 ▲
18.03.2024	BTC/USDT	50	67018.7000	66348.5000	65678.3000	65008.1000	67889.90000		1,65	-%65,0 ▼
19.03.2024	ETH/USDT	50	3305.5800	3371.6900	3414.6600		3239.47000		1,42	-%100,0 ▼
20.03.2024	ETH/USDT	50	3198.1500	3134.1900	3092.6100		3262.11000		0,29	-%100,0 ▼
20.03.2024	ETH/USDT	50	3265.2300	3330.5300	3372.9800		3199.93000		0,40	-%100,0 ▼
20.03.2024	ETH/USDT	50	3254.2200	3189.1400	3146.8300		3319.30000		0,63	%100,0 ▲
20.03.2024	BTC/USDT	50	63291.0000	62658.1000	62025.2000	61392.3000	64113.80000		0,69	%100,0 ▲
20.03.2024	ETH/USDT	50	3162.2400	3099.0000	3057.8900		3225.48000		1,31	%165,0 ▲
20.03.2024	ETH/USDT	50	3308.4500	3374.6200	3417.6300		3242.28000		2,01	%165,0 ▲
20.03.2024	ETH/USDT	50	3186.2800	3250.0100	3291.4300		3122.55000		3,48	%165,0 ▲
21.03.2024	BTC/USDT	50	65785.1000	65127.2000	64469.4000	63811.5000	66640.30000		0,26	%50,0 ▲
22.03.2024	ETH/USDT	50	3520.4700	3590.8800	3636.6500		3450.06000		11,88	-%100,0 ▼
22.03.2024	ETH/USDT	50	3439.6200	3370.8300	3326.1100		3508.41000		3,44	%165,0 ▲
24.03.2024	ETH/USDT	50	3330.9600	3264.3400	3221.0400		3397.58000		12,11	-%100,0 ▼
26.03.2024	ETH/USDT	50	3567.5200	3496.1700	3449.7900		3638.87000		22,68	-%100,0 ▼
27.03.2024	ETH/USDT	50	3653.7400	3726.8100	3774.3100		3580.67000		0,55	-%100,0 ▼
27.03.2024	BTC/USDT	50	69282.5000	68589.7000	67896.9000	67204.0000	70183.20000		0,05	%50,0 ▲
27.03.2024	ETH/USDT	50	3568.2800	3496.9100	3450.5300		3639.65000		0,22	%100,0 ▲
28.03.2024	ETH/USDT	50	3570.5900	3642.0000	3688.4200		3499.18000		32,92	-%100,0 ▼
28.03.2024	BTC/USDT	50	70834.6000	71542.9000	72251.3000	72959.6000	69913.80000		5,72	%50,0 ▲
29.03.2024	ETH/USDT	50	3495.8900	3425.9700	3380.5300		3565.81000		20,23	-%100,0 ▼
29.03.2024	BTC/USDT	50	69240.1000	68547.7000	67855.3000	67162.9000	70140.20000		9,36	-%65,0 ▼

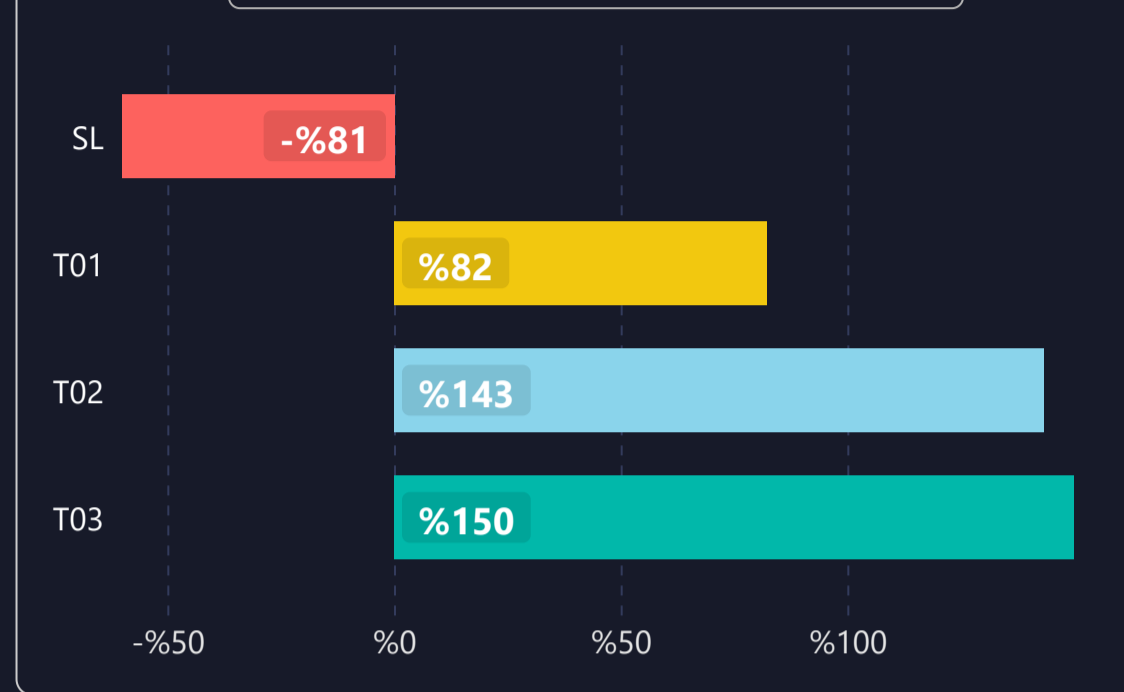


# 1) DETAILED STATS OF TARGETS (T1, T2, T3 etc.)

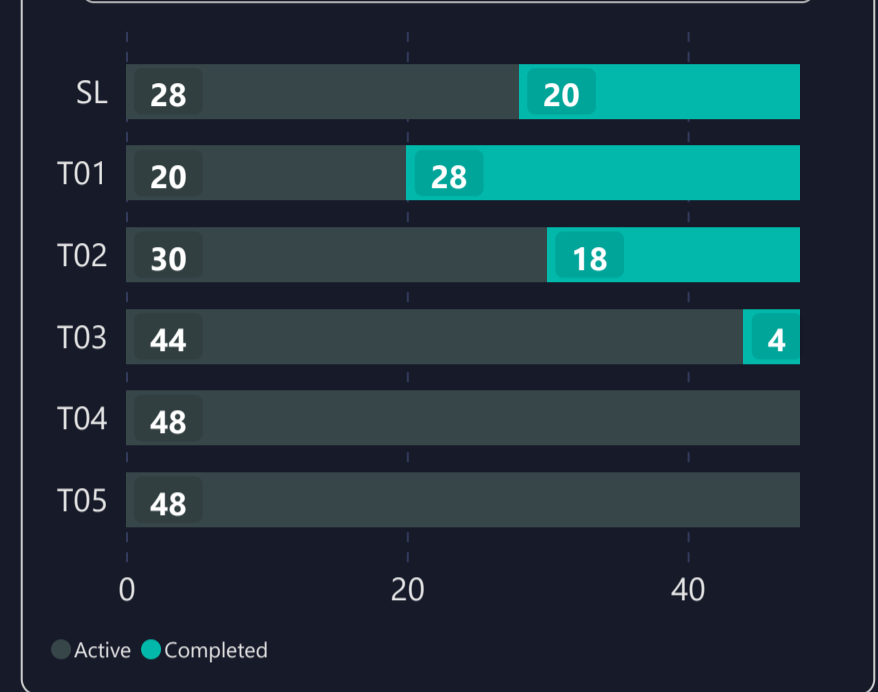
### AVERAGE DURATION (HOURS)



### AVERAGE PROFIT PER TARGET



### INDIVIDUAL TARGETS STATUS



# 2) TARGET DURATION vs PROFIT/LOSS SCATTER CHART

Targets ● SL ● T01 ● T02 ● T03

