



t.me/altsignals

ALTSIGNALS BINANCE SPOT VIP REPORT 2024 MARCH



Success Rate <p>%60</p>	Completed Trades <p>15 # of Signals</p> <p>%276 Total Profit</p>	Win Trades <p>9 # of Trades</p> <p>%345 Win Profit</p>	Loss Trades <p>6 # of Trades</p> <p>-%68 Loss Rate</p>
-----------------------------------	--	--	--

WIN & LOSS CHART

Win/Loss ● Loss ● Win



TOP WIN & LOSS TRADES

Realization Date	Pair	Final Profit	Duration (days)	Final Target
4.03.2024	SHIB/USDT	%119,6	4,48	T03
7.03.2024	ATOM/USDT	%69,8	122,96	T04
12.03.2024	WEMIX/USDT	%50,7	13,05	T04
9.03.2024	ONE/USDT	%44,8	7,28	T01
10.03.2024	ENJ/USDT	%37,9	7,63	T01

Realization Date	Pair	Total Loss	Duration (days)
19.03.2024	DENT/USDT	-%15,8	16,65
5.03.2024	FLOW/USDT	-%11,4	3,01
5.03.2024	NEO/USDT	-%10,6	1,54
5.03.2024	WAVES/USDT	-%10,4	1,45
5.03.2024	VRA/USDT	-%10,4	3,06



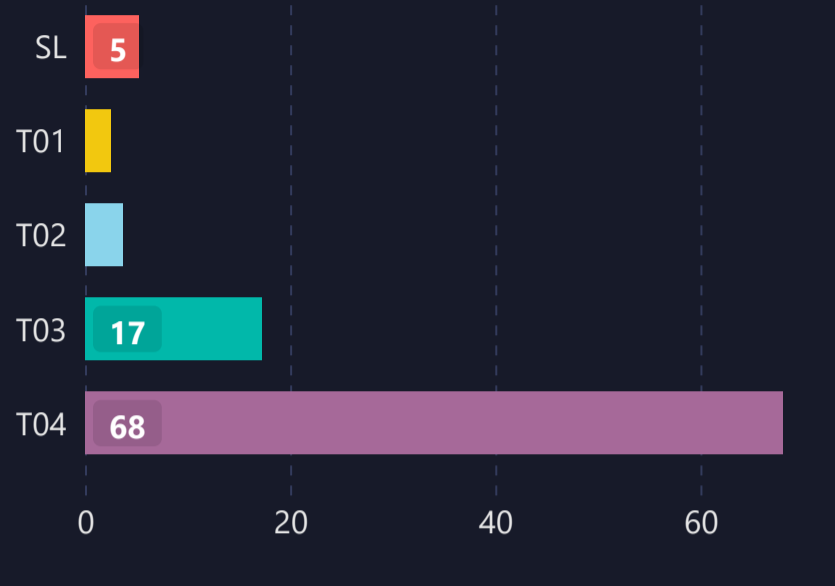
LIST OF ALL TRADES

Signal Date	Pair	Lev.	Buy Rate	Target 1	Target 2	Target 3	Target 4	Target 5	Stop Loss	Man. Close	Dur. (Days)	Final P/L
5.11.2023	ATOM/USDT	1	8.1400	9.1420	10.2010	11.5930	13.8200		7.44000		42,38	%69,8 ▲
28.02.2024	WEMIX/USDT	1	2.2500	2.4900	2.7900	3.0900	3.3900		1.97000		7,52	%50,7 ▲
29.02.2024	SHIB/USDT	1	0.0000	0.0000	0.0000	0.0000	0.0000	0.0001	0.00001		2,75	%119,6 ▲
29.02.2024	ADA/USDT	1	0.6650	0.8354	1.1517	1.8053	3.1887	5.6840	0.60000		5,40	-%9,8 ▼
2.03.2024	DENT/USDT	1	0.0019	0.0035	0.0057	0.0094			0.00160		16,65	-%15,8 ▼
2.03.2024	VRA/USDT	1	0.0115	0.0163	0.0214	0.0300	0.0425		0.01030		3,06	-%10,4 ▼
2.03.2024	ONE/USDT	1	0.0270	0.0391	0.0563	0.0886	0.1710		0.02086		7,28	%44,8 ▲
2.03.2024	ENJ/USDT	1	0.5000	0.6897	0.9365	1.3431	2.2817		0.39930		7,63	%37,9 ▲
2.03.2024	FLOW/USDT	1	1.1050	1.9722	3.2705	5.5811			0.97943		3,01	-%11,4 ▼
4.03.2024	NEO/USDT	1	16.1500	22.7126	35.5989	55.6329	79.3086		14.43520		1,54	-%10,6 ▼
4.03.2024	WAVES/USDT	1	3.3500	5.7930	8.8020	15.0000			3.00000		1,45	-%10,4 ▼
4.03.2024	QTUM/USDT	1	4.7500	5.3071	8.2000	11.6400	15.1550		3.80960		0,03	%11,7 ▲
25.03.2024	VET/USDT	1	0.0435	0.0450	0.0470	0.0480	0.0500		0.04228		0,37	%3,4 ▲
25.03.2024	EOS/USDT	1	1.0600	1.0842	1.1470	1.1982	1.2509		1.01100		0,93	%2,3 ▲
31.03.2024	LUNA/USDT	1	1.1300	1.1520	1.1800	1.2100	1.2500		1.08500		0,09	%4,4 ▲

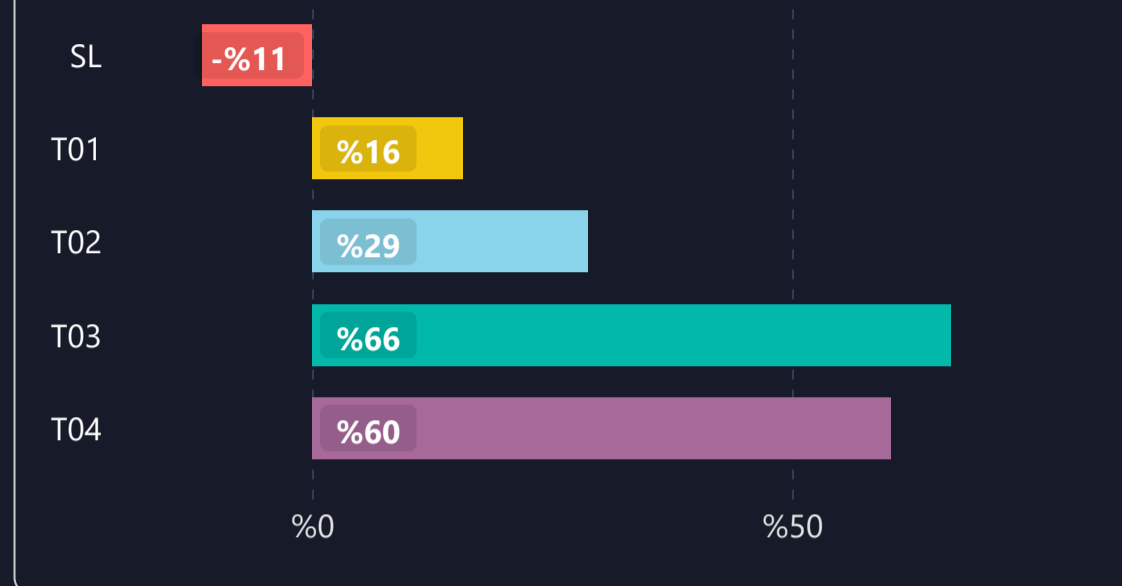


1) DETAILED STATS OF TARGETS (T1, T2, T3 etc.)

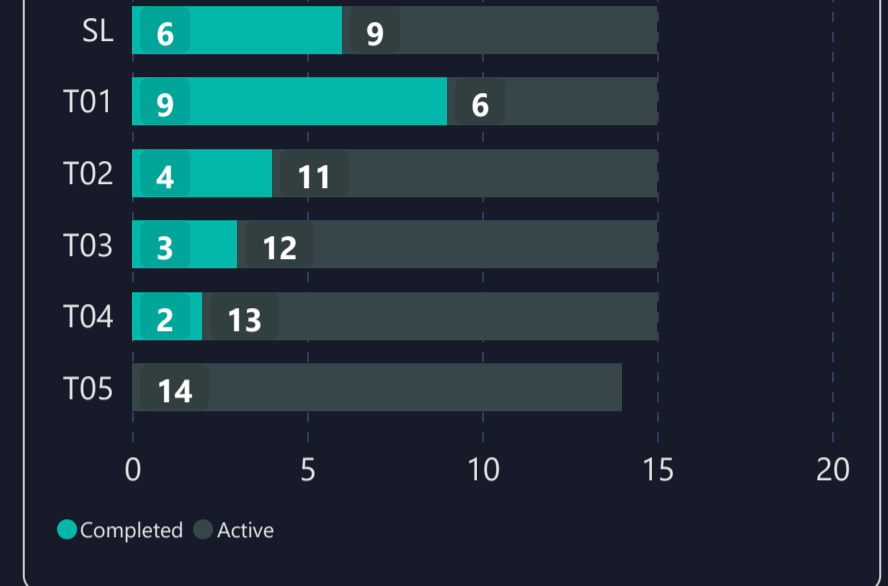
AVERAGE DAYS TO HIT TARGETS



AVERAGE PROFIT PER TARGET



INDIVIDUAL TARGETS STATUS



2) TARGET DURATION vs PROFIT/LOSS SCATTER CHART

Targets ● SL ● T01 ● T02 ● T03 ● T04

