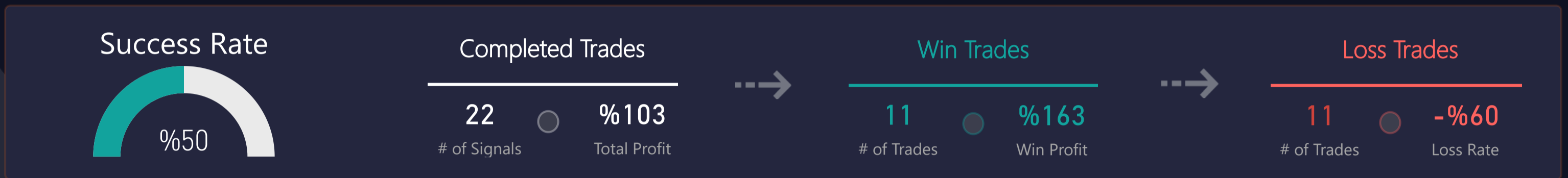




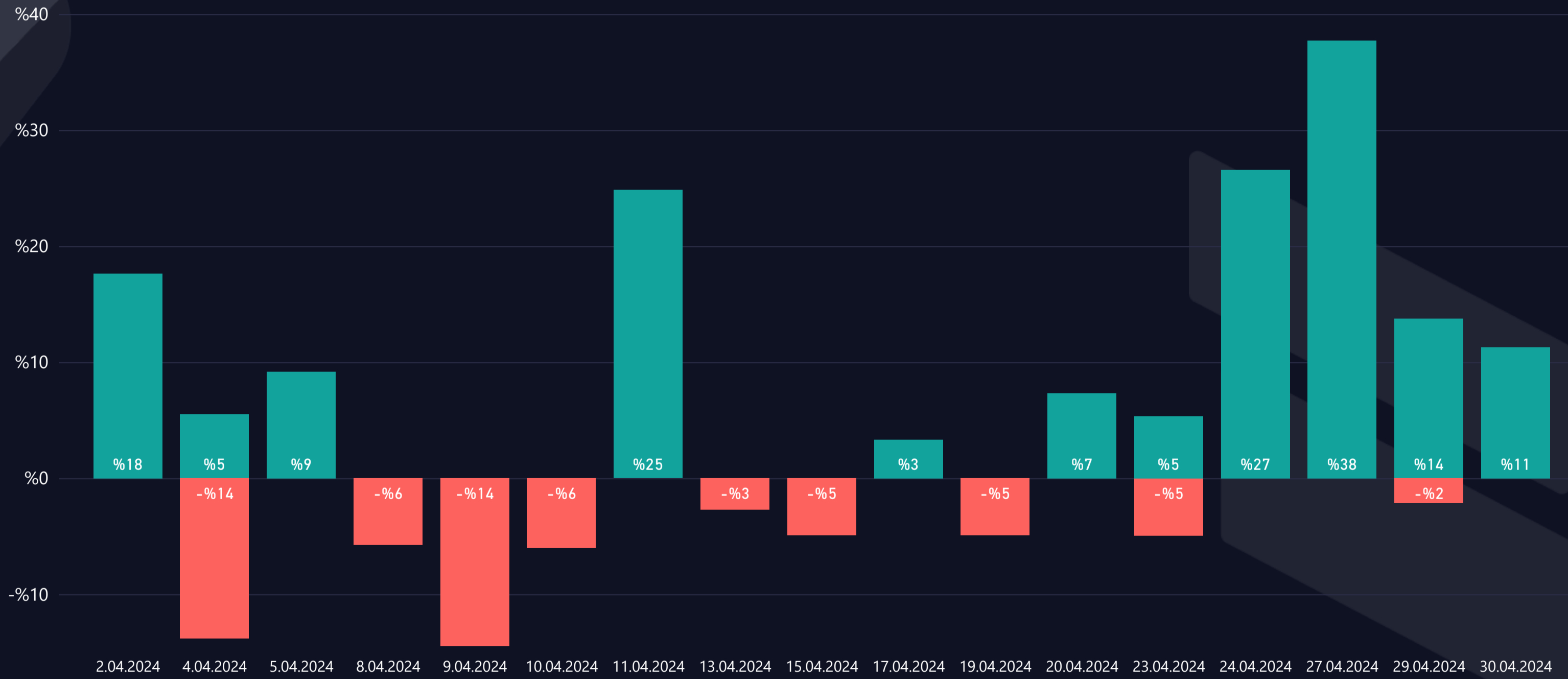
t.me/altsignals

ALTSIGNALS BINANCE FUTURES REPORT 2024 APRIL



WIN & LOSS CHART

Win/Loss ● Loss ● Win



TOP WIN & LOSS TRADES

| Realization Date | Pair | Final Profit | Duration (hours) | Final Target |
|------------------|----------|--------------|------------------|--------------|
| 27.04.2024 | SOL/USDT | %37,7 | 66,05 | T05 |
| 24.04.2024 | AXS/USDT | %26,6 | 86,80 | T03 |
| 11.04.2024 | SUI/USDT | %24,8 | 19,09 | T02 |
| 2.04.2024 | ETH/USDT | %17,6 | 19,66 | T02 |
| 29.04.2024 | MKR/USDT | %13,7 | 19,68 | T01 |

| Realization Date | Pair | Total Loss | Duration (hours) |
|------------------|------------|------------|------------------|
| 4.04.2024 | BCH/USDT | -%13,8 | 5,01 |
| 10.04.2024 | JASMY/USDT | -%6,0 | 1,15 |
| 8.04.2024 | BTC/USDT | -%5,7 | 10,69 |
| 9.04.2024 | FTT/USDT | -%5,7 | 53,63 |
| 9.04.2024 | ATOM/USDT | -%5,5 | 9,50 |

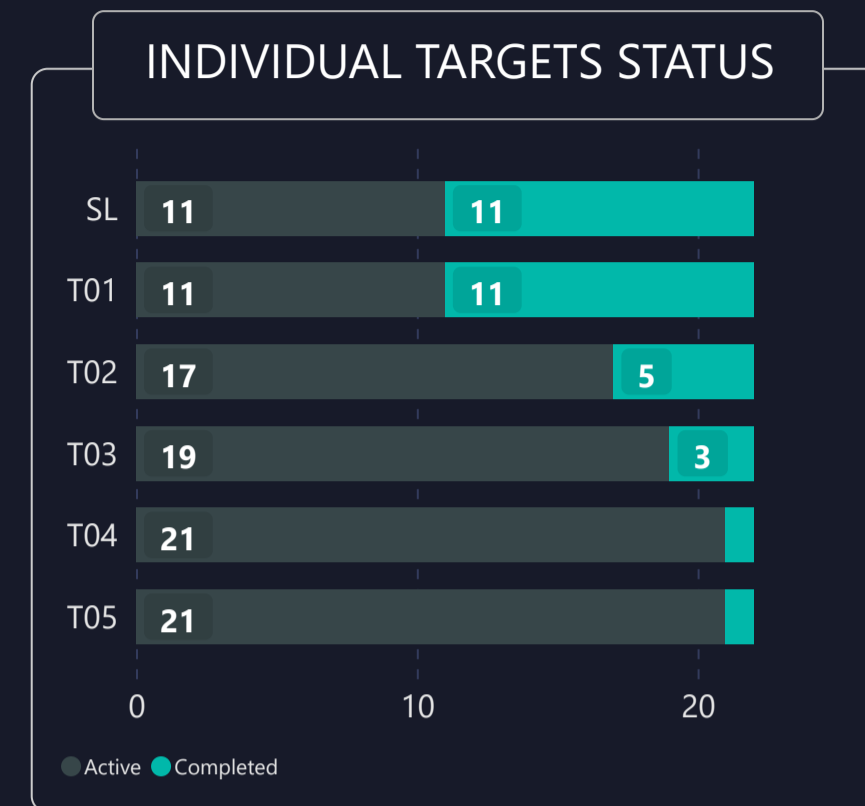
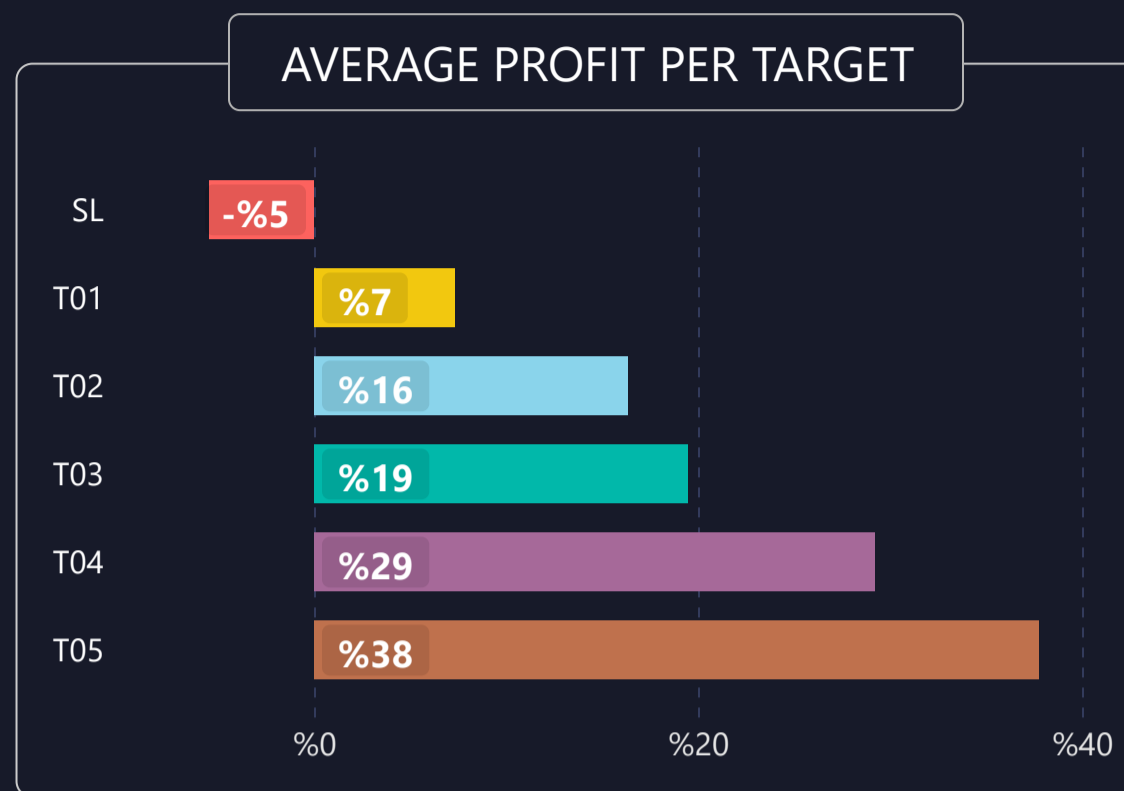
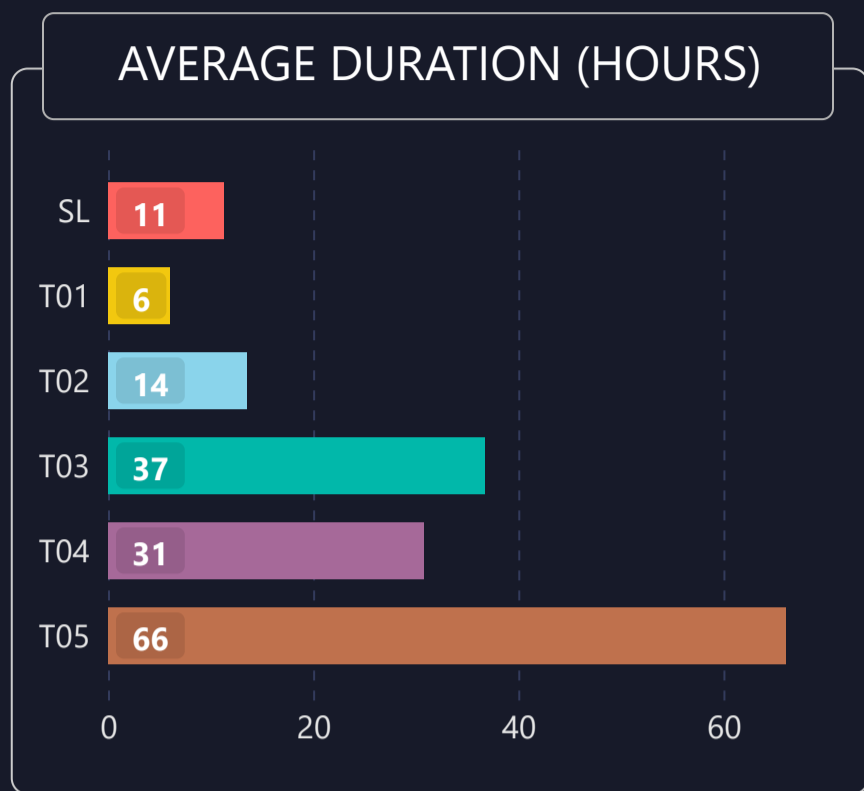


LIST OF ALL TRADES

| Signal Date | Pair | Lev. | Buy Rate | Target 1 | Target 2 | Target 3 | Target 4 | Stop Loss | Man. Close | Dur. (hours) | Final P/L |
|-------------|------------|------|------------|------------|------------|------------|------------|-------------|------------|--------------|-----------|
| 1.04.2024 | ETH/USDT | 3 | 3474.0661 | 3380.0000 | 3270.0000 | 3170.0000 | 3070.0000 | 3580.00000 | | 14,30 | %17,6 ▲ |
| 3.04.2024 | BCH/USDT | 3 | 587.5000 | 556.0000 | 535.0000 | 513.0000 | 493.0000 | 614.50000 | | 5,01 | -%13,8 ▼ |
| 4.04.2024 | FTM/USDT | 3 | 0.8592 | 0.8750 | 0.8950 | 0.9300 | 0.9700 | 0.83300 | | 2,21 | %5,5 ▲ |
| 5.04.2024 | RNDR/USDT | 3 | 9.0369 | 8.7600 | 8.4000 | 8.0500 | 7.7000 | 9.40000 | | 1,92 | %9,2 ▲ |
| 7.04.2024 | BTC/USDT | 5 | 69800.0000 | 68050.0000 | 67370.0000 | 66700.0000 | 66000.0000 | 70600.00000 | | 10,69 | -%5,7 ▼ |
| 7.04.2024 | FTT/USDT | 3 | 1.6975 | 1.7700 | 1.8700 | 1.9600 | 2.0500 | 1.66530 | | 53,63 | -%5,7 ▼ |
| 8.04.2024 | ATOM/USDT | 4 | 11.3000 | 11.5130 | 11.7850 | 12.0740 | | 11.14600 | | 9,50 | -%5,5 ▼ |
| 8.04.2024 | BTC/USDT | 5 | 71600.0000 | 73790.0000 | 76570.0000 | 79700.0000 | | 71121.00000 | | 6,01 | -%3,3 ▼ |
| 10.04.2024 | JASMY/USDT | 8 | 0.0207 | 0.0204 | 0.0203 | 0.0201 | 0.0199 | 0.02081 | | 1,15 | -%6,0 ▼ |
| 10.04.2024 | SUI/USDT | 5 | 1.4824 | 1.5200 | 1.5560 | 1.5880 | 1.6180 | 1.45700 | | 11,03 | %24,8 ▲ |
| 12.04.2024 | BTC/USDT | 4 | 67055.0000 | 71000.0000 | 73000.0000 | 78000.0000 | 83000.0000 | 66600.00000 | | 4,48 | -%2,7 ▼ |
| 14.04.2024 | BTC/USDT | 3 | 64250.0000 | 62100.0000 | 60500.0000 | 59600.0000 | 58000.0000 | 65300.00000 | | 4,85 | -%4,9 ▼ |
| 16.04.2024 | VET/USDT | 2 | 0.0392 | 0.0399 | 0.0413 | 0.0425 | 0.0436 | 0.03777 | | 13,48 | %3,3 ▲ |
| 18.04.2024 | BTC/USDT | 3 | 62425.0000 | 64289.0000 | 65900.0000 | 67480.0000 | 68690.0000 | 61400.00000 | | 11,41 | -%4,9 ▼ |
| 20.04.2024 | BCH/USDT | 2 | 496.8160 | 515.0000 | 535.0000 | 565.0000 | 595.0000 | 485.00000 | | 4,61 | %7,3 ▲ |
| 20.04.2024 | AXS/USDT | 3 | 7.3030 | 7.4500 | 7.7400 | 7.9500 | | 7.11000 | | 33,16 | %26,6 ▲ |
| 23.04.2024 | SOL/USDT | 3 | 157.3000 | 151.5000 | 147.5000 | 142.9000 | 138.4000 | 159.90000 | | 13,95 | -%5,0 ▼ |
| 23.04.2024 | SOL/USDT | 3 | 158.8397 | 156.0000 | 151.5000 | 147.5000 | 142.9000 | 163.00000 | | 1,42 | %5,4 ▲ |
| 24.04.2024 | SOL/USDT | 3 | 158.3070 | 156.0000 | 151.5000 | 147.5000 | 142.9000 | 162.00000 | | 25,20 | %37,7 ▲ |
| 28.04.2024 | MKR/USDT | 3 | 3012.0837 | 3150.0000 | 3250.0000 | 3350.0000 | | 2932.00000 | | 19,68 | %13,7 ▲ |
| 29.04.2024 | BTC/USDT | 3 | 62225.0000 | 63150.0000 | 63900.0000 | 64500.0000 | 65150.0000 | 61780.00000 | | 3,64 | -%2,1 ▼ |
| 29.04.2024 | BTC/USDT | 3 | 62157.4287 | 63150.0000 | 63900.0000 | 64500.0000 | 65150.0000 | 61400.00000 | | 6,96 | %11,3 ▲ |



1) DETAILED STATS OF TARGETS (T1, T2, T3 etc.)



2) TARGET DURATION vs PROFIT/LOSS SCATTER CHART

Targets ● SL ● T01 ● T02 ● T03 ● T04 ● T05

