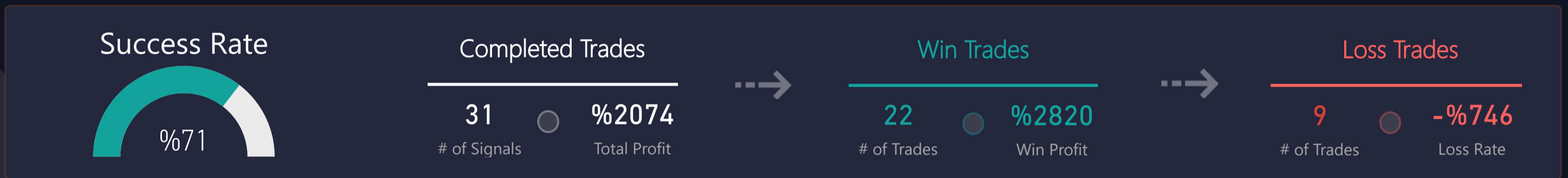




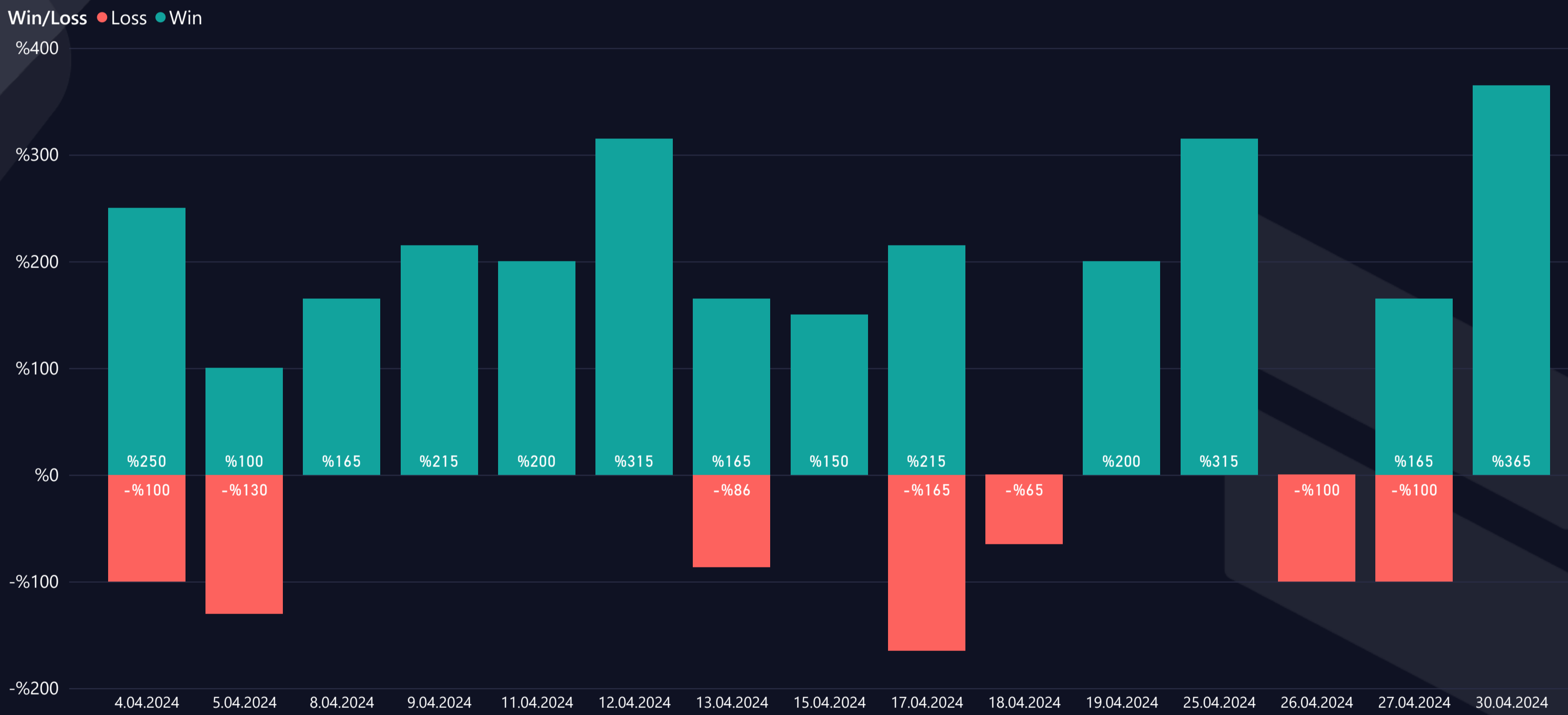
t.me/altsignals

ALTSIGNALS BINANCE HIGH LEV. VIP REPORT 2024 APRIL

TOTAL PROFIT
%2074



WIN & LOSS CHART



TOP WIN & LOSS TRADES

Realization Date	Pair	Final Profit	Duration (hours)	Final Target
30.04.2024	ETH/USDT	%165,0	0,98	T02
12.04.2024	ETH/USDT	%165,0	27,61	T02
17.04.2024	ETH/USDT	%165,0	3,34	T02
9.04.2024	ETH/USDT	%165,0	6,92	T02
13.04.2024	ETH/USDT	%165,0	1,91	T02

Realization Date	Pair	Total Loss	Duration (hours)
26.04.2024	ETH/USDT	-%100,0	20,43
4.04.2024	ETH/USDT	-%100,0	3,04
17.04.2024	ETH/USDT	-%100,0	2,08
27.04.2024	ETH/USDT	-%100,0	12,95
13.04.2024	ETH/USDT	-%86,4	13,25


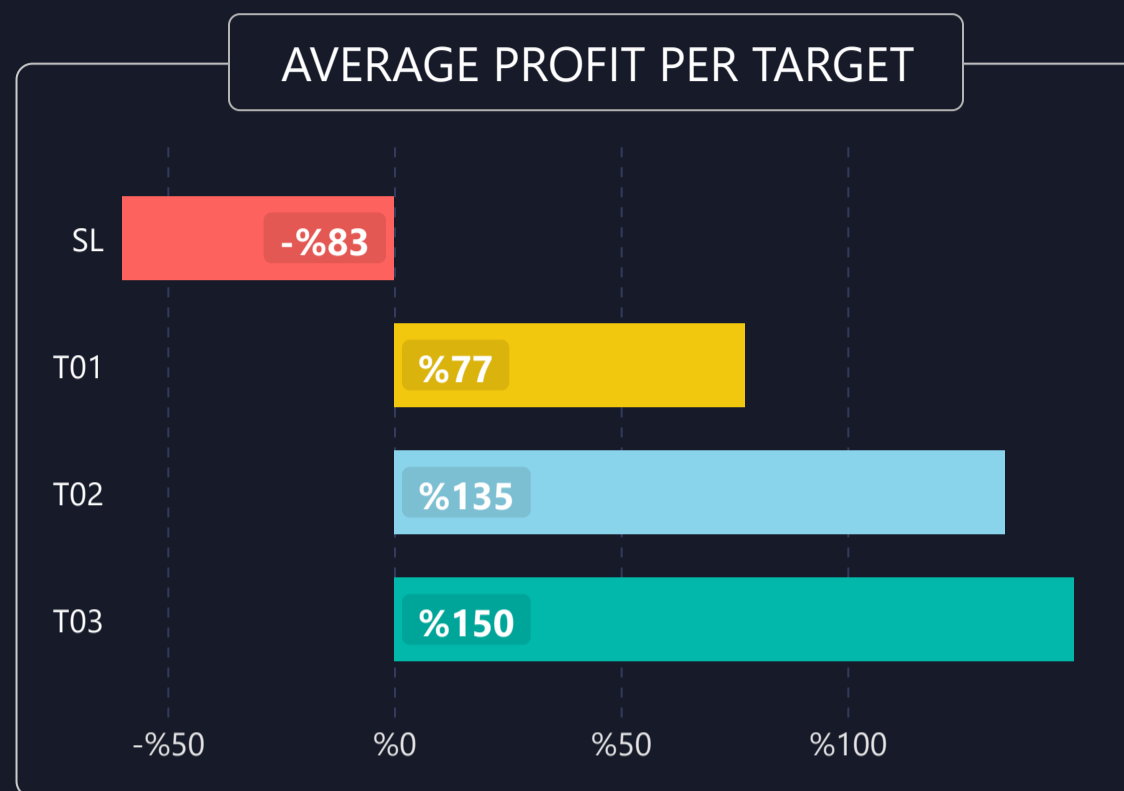
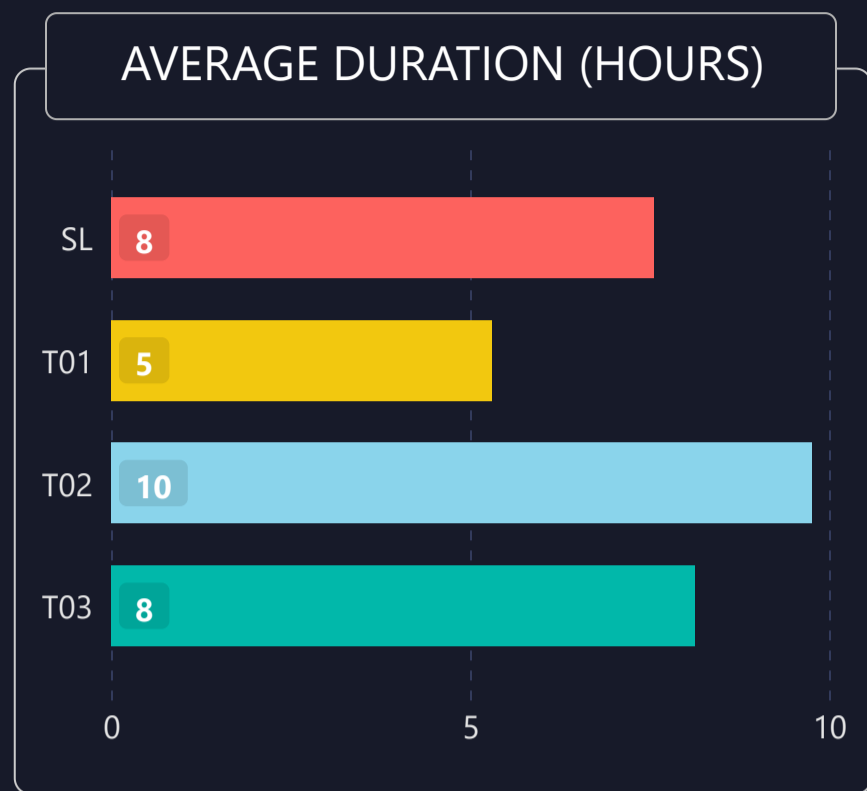


LIST OF ALL TRADES

Signal Date	Pair	Lev.	Buy Rate	Target 1	Target 2	Target 3	Stop Loss	Man. Close	Dur. (hours)	Final P/L
4.04.2024	ETH/USDT	50	3267.8200	3202.4600	3159.9800		3333.18000		3,04	-%100,0 ▼
4.04.2024	ETH/USDT	50	3305.1700	3239.0700	3196.1000		3371.27000		15,70	%100,0 ▲
4.04.2024	ETH/USDT	50	3362.7500	3430.0100	3473.7200		3295.50000		4,78	%100,0 ▲
4.04.2024	BTC/USDT	50	67279.9000	67952.7000	68625.5000	69298.3000	66405.30000		4,09	%150,0 ▲
5.04.2024	BTC/USDT	50	66673.3000	66006.6000	65339.8000	64673.1000	67540.10000		2,89	-%65,0 ▼
5.04.2024	BTC/USDT	50	68483.5000	69168.3000	69853.2000	70538.0000	67593.20000		2,91	-%65,0 ▼
5.04.2024	ETH/USDT	50	3331.5300	3398.1600	3441.4700		3264.90000		39,92	%165,0 ▲
9.04.2024	BTC/USDT	50	70448.0000	69743.5000	69039.0000	68334.6000	71363.80000		0,32	%50,0 ▲
9.04.2024	ETH/USDT	50	3600.8800	3528.8600	3482.0500		3672.90000		6,68	%165,0 ▲
10.04.2024	ETH/USDT	50	3529.6700	3600.2600	3646.1500		3459.08000		14,36	%100,0 ▲
10.04.2024	BTC/USDT	50	69900.3000	70599.3000	71298.3000	71997.3000	68991.60000		2,49	%100,0 ▲
11.04.2024	ETH/USDT	50	3507.4900	3437.3400	3391.7400		3577.64000		26,37	%165,0 ▲
12.04.2024	BTC/USDT	50	68944.1000	68254.7000	67565.2000	66875.8000	69840.40000		1,50	%150,0 ▲
13.04.2024	ETH/USDT	50	3250.6900	3315.7000	3357.9600		3194.53000		13,25	-%86,4 ▼
13.04.2024	ETH/USDT	50	3194.5300	3130.6400	3089.1100		3258.42000		1,90	%165,0 ▲
15.04.2024	BTC/USDT	50	64415.5000	63771.3000	63127.2000	62483.0000	65252.90000		2,65	%150,0 ▲
17.04.2024	ETH/USDT	50	3039.8400	3100.6400	3140.1500		2979.04000		2,08	-%100,0 ▼
17.04.2024	BTC/USDT	50	64316.0000	64959.2000	65602.3000	66245.5000	63479.90000		9,28	-%65,0 ▼
17.04.2024	BTC/USDT	50	61491.4000	60876.5000	60261.6000	59646.7000	62290.80000		0,25	%50,0 ▲
17.04.2024	ETH/USDT	50	3021.1600	2960.7400	2921.4600		3081.58000		2,45	%165,0 ▲
18.04.2024	BTC/USDT	50	62651.0000	63277.5000	63904.0000	64530.5000	61836.50000		1,20	-%65,0 ▼
19.04.2024	ETH/USDT	50	2938.4800	2879.7100	2841.5100		2997.25000		0,64	%100,0 ▲
19.04.2024	BTC/USDT	50	61123.1000	60511.9000	59900.6000	59289.4000	61917.70000		0,65	%100,0 ▲
24.04.2024	BTC/USDT	50	64784.9000	64137.1000	63489.2000	62841.4000	65627.10000		14,68	%150,0 ▲
24.04.2024	ETH/USDT	50	3190.9600	3127.1400	3085.6600		3254.78000		10,99	%165,0 ▲
25.04.2024	ETH/USDT	50	3170.2900	3233.7000	3274.9100		3106.88000		20,43	-%100,0 ▼
27.04.2024	ETH/USDT	50	3088.4700	3026.7000	2986.5500		3150.24000		12,95	-%100,0 ▼
27.04.2024	ETH/USDT	50	3175.7700	3239.2900	3280.5700		3112.25000		0,40	%165,0 ▲
30.04.2024	BTC/USDT	50	64030.0000	64670.3000	65310.6000	65950.9000	63197.60000		1,72	%50,0 ▲
30.04.2024	BTC/USDT	50	62277.4000	61654.6000	61031.9000	60409.1000	63087.00000		3,85	%150,0 ▲
30.04.2024	ETH/USDT	50	3155.6600	3092.5500	3051.5200		3218.77000		0,86	%165,0 ▲



1) DETAILED STATS OF TARGETS (T1, T2, T3 etc.)



2) TARGET DURATION vs PROFIT/LOSS SCATTER CHART

Targets ● SL ● T01 ● T02 ● T03

