


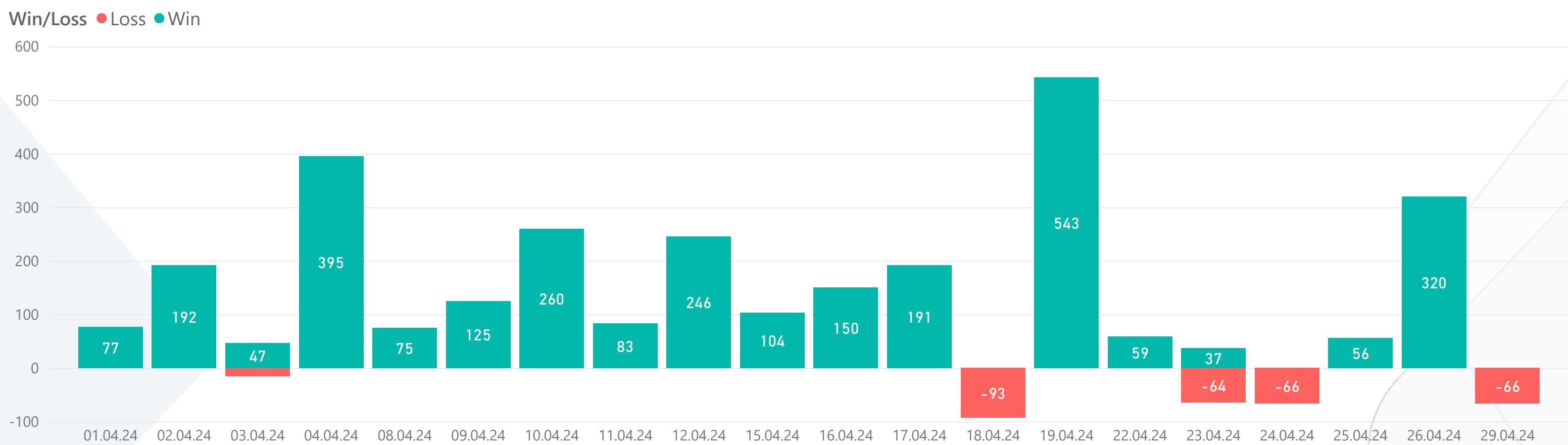


ALTFX REPORT 2024 APRIL

~TOTAL PIPS~
2656



1) WIN & LOSS CHART



2) TOP WIN & LOSS TRADES

Date	Pair	Buy Rate	Sell Rate	+ Pips	Dur. (hours)
19.04.2024	XTI/USD	82.6000	86.00	340	12,8
4.04.2024	US30/USD	39160.0000	39440.00	280	13,6
26.04.2024	USTEC/USD	17330.0000	17600.00	270	13,1
2.04.2024	EUR/CAD	1.4732	1.45520	180	285,1
19.04.2024	GBP/JPY	192.200	0.00000	180	2,2

Date	Pair	Buy Rate	Sell Rate	- Pips	Dur. (hours)
18.04.2024	XAU/USD	2380.7000	2390.00	-93	4,2
24.04.2024	NZD/JPY	91.500	92.16200	-66	33,7
29.04.2024	CHF/JPY	170.920	171.58000	-66	1,2
23.04.2024	GBP/JPY	191.200	191.84000	-64	1,0
3.04.2024	EUR/USD	1.0774	1.08	-15	4,2

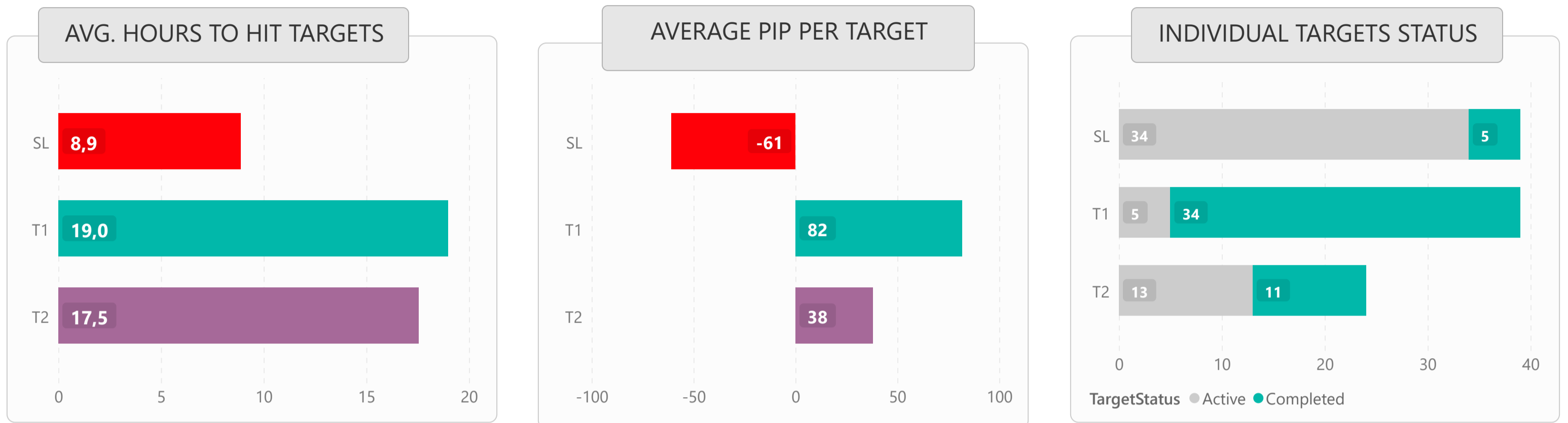


LIST OF ALL TRADES

Signal Date	Pair	Long/Short	Buy Rate	T1 Rate	T2 Rate	Stoploss Rate	Pips	Dur. (Hours)
21.03.2024	EUR/CAD	Short	1.4732	1.4552		1.4806	180	285,1
29.03.2024	JPY/EUR	Long	0.0061	0.0061	0.0061	0.0061	27	77,3
1.04.2024	EUR/USD	Short	1.0811	1.0802	1.0796	1.0820	15	61,4
1.04.2024	GBP/JPY	Short	190.900	190.400		191.660	50	4,4
2.04.2024	GBP/JPY	Short	190.900	190.700		191.660	20	25,4
2.04.2024	GBP/USD	Short	1.2574	1.2562	1.2549	1.2600	12	1,7
3.04.2024	EUR/USD	Short	1.0774	1.0756	1.0744	1.0789	-15	4,2
3.04.2024	GBP/USD	Short	1.2578	1.2566	1.2551	1.2603	12	1,3
4.04.2024	US30/USD	Long	39160.0000	39440.0000		38940.0000	280	13,6
4.04.2024	XAU/USD	Long	2287.5000	2293.5800	2297.6700	2280.6000	102	5,6
4.04.2024	GBP/JPY	Long	191.915	192.000	192.050	191.830	14	0,5
5.04.2024	GBP/AUD	Long	1.9178	1.9223	1.9257	1.9130	45	69,2
8.04.2024	JPY/USD	Long	0.0066	0.0066	0.0066	0.0066	10	22,1
8.04.2024	GBP/AUD	Short	1.9178	1.9148		1.9254	30	2,0
9.04.2024	GBP/JPY	Short	192.900	191.500	0.000	193.300	140	26,7
9.04.2024	XAU/USD	Long	2351.2000	2362.6800	2371.1600	2338.5000	115	3,8
10.04.2024	GBP/JPY	Short	192.800	191.600		193.300	120	1,2
11.04.2024	XAU/USD	Short	2344.2550	2335.9600	2330.1100	2352.5900	83	4,1
12.04.2024	GBP/JPY	Short	191.900	190.300		192.620	160	5,7
12.04.2024	XAU/USD	Long	2392.0000	2397.3000	2400.6000	2387.0000	86	1,5
15.04.2024	XAU/USD	Long	2347.8100	2355.1700	2362.5600	2333.0000	74	3,3
15.04.2024	GBP/JPY	Short	192.100	191.800		192.620	30	2,3
16.04.2024	US30/USD	Long	37780.0000	37930.0000		37540.0000	150	0,8
17.04.2024	XAU/USD	Long	2384.2550	2393.4000	2399.7000	2374.8000	91	3,8
17.04.2024	GBP/JPY	Short	192.600	191.600	0.000	193.233	100	4,6
18.04.2024	XAU/USD	Short	2380.7000	2372.7200	2366.3700	2390.0000	-93	4,2
18.04.2024	XTI/USD	Long	82.6000	86.0000		80.0200	340	12,8
19.04.2024	GBP/JPY	Short	192.200	190.400	0.000	192.820	180	2,2
19.04.2024	EUR/USD	Long	1.0649	1.0660	1.0672	1.0626	23	0,9
22.04.2024	CHF/JPY	Short	169.900	169.600		170.540	30	0,8
22.04.2024	EUR/USD	Long	1.0628	1.0644	1.0656	1.0606	29	5,3
23.04.2024	EUR/USD	Long	1.0660	1.0678	1.0697	1.0623	37	3,4
23.04.2024	NZD/JPY	Short	91.500	86.020		92.162	-66	33,7
23.04.2024	GBP/JPY	Short	191.200	179.300		191.840	-64	1,0
24.04.2024	EUR/USD	Long	1.0678	1.0691	1.0704	1.0652	26	8,8
25.04.2024	USTEC/USD	Long	17330.0000	17600.0000		17088.0000	270	13,1
25.04.2024	EUR/USD	Short	1.0724	1.0694	1.0656	1.0782	30	1,0
26.04.2024	EUR/USD	Short	1.0740	1.0714	1.0690	1.0791	50	6,3
29.04.2024	CHF/JPY	Short	170.920	163.288		171.580	-66	1,2



1) DETAILED STATS OF TARGETS (T1, T2, T3 etc.)



2) TARGET DURATION vs PROFIT/LOSS SCATTER CHART

