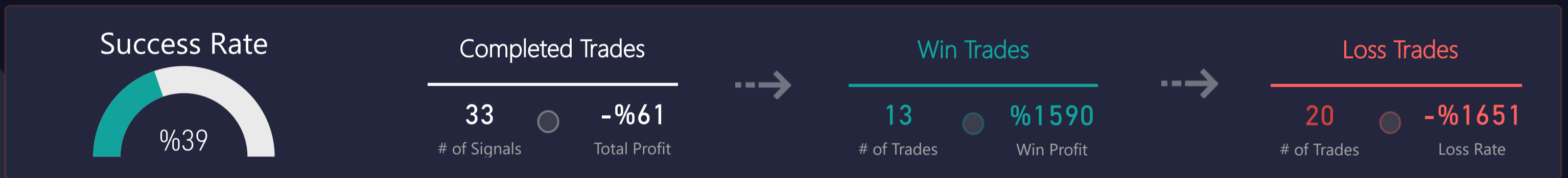




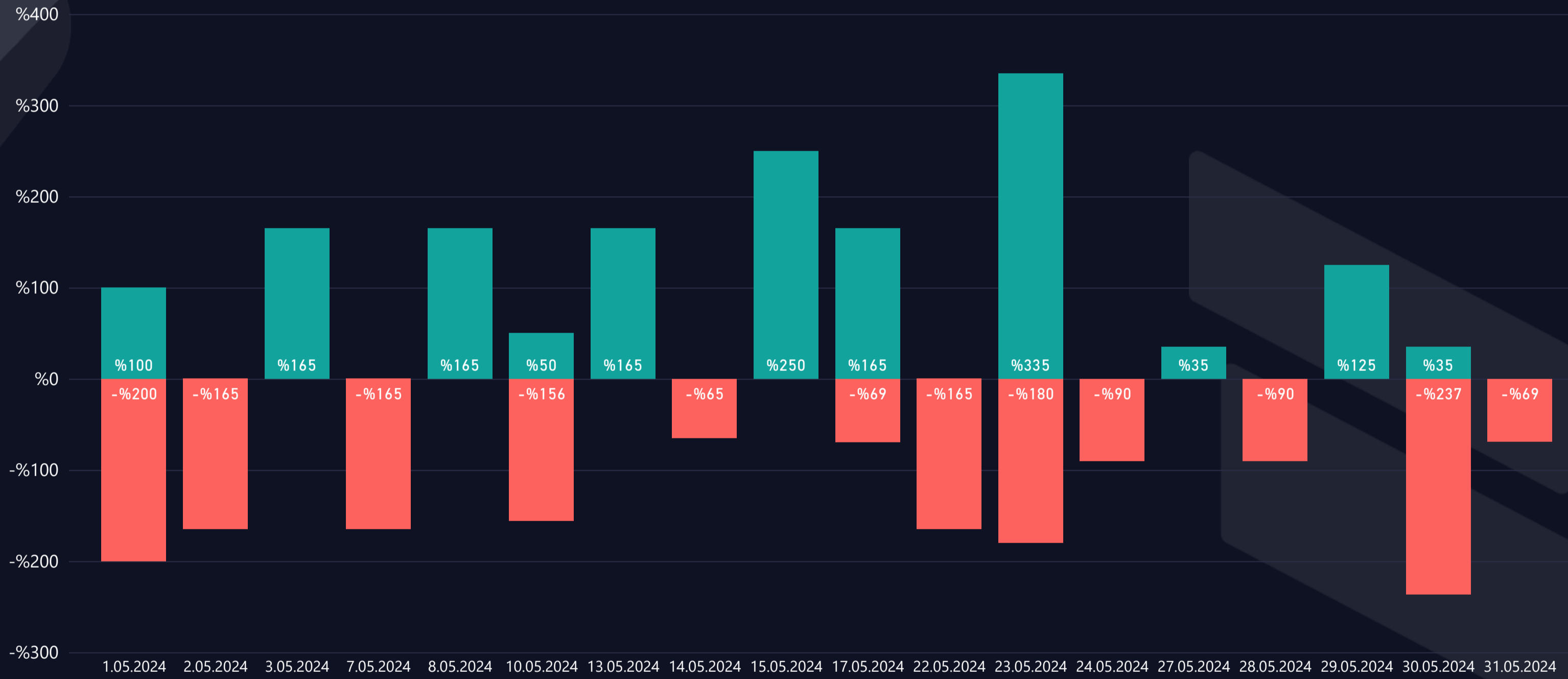
t.me/altsignals

ALTSIGNALS BINANCE HIGH LEV. VIP REPORT 2024 MAY



WIN & LOSS CHART

Win/Loss ● Loss ● Win



TOP WIN & LOSS TRADES

Realization Date	Pair	Final Profit	Duration (hours)	Final Target
23.05.2024	ETH/USDT	%220,0	20,87	T02
3.05.2024	ETH/USDT	%165,0	32,82	T02
8.05.2024	ETH/USDT	%165,0	25,84	T02
13.05.2024	ETH/USDT	%165,0	60,52	T02
17.05.2024	ETH/USDT	%165,0	8,14	T02

Realization Date	Pair	Total Loss	Duration (hours)
1.05.2024	ETH/USDT	-%100,0	3,04
1.05.2024	ETH/USDT	-%100,0	3,76
2.05.2024	ETH/USDT	-%100,0	9,19
7.05.2024	ETH/USDT	-%100,0	4,83
10.05.2024	ETH/USDT	-%90,9	16,50

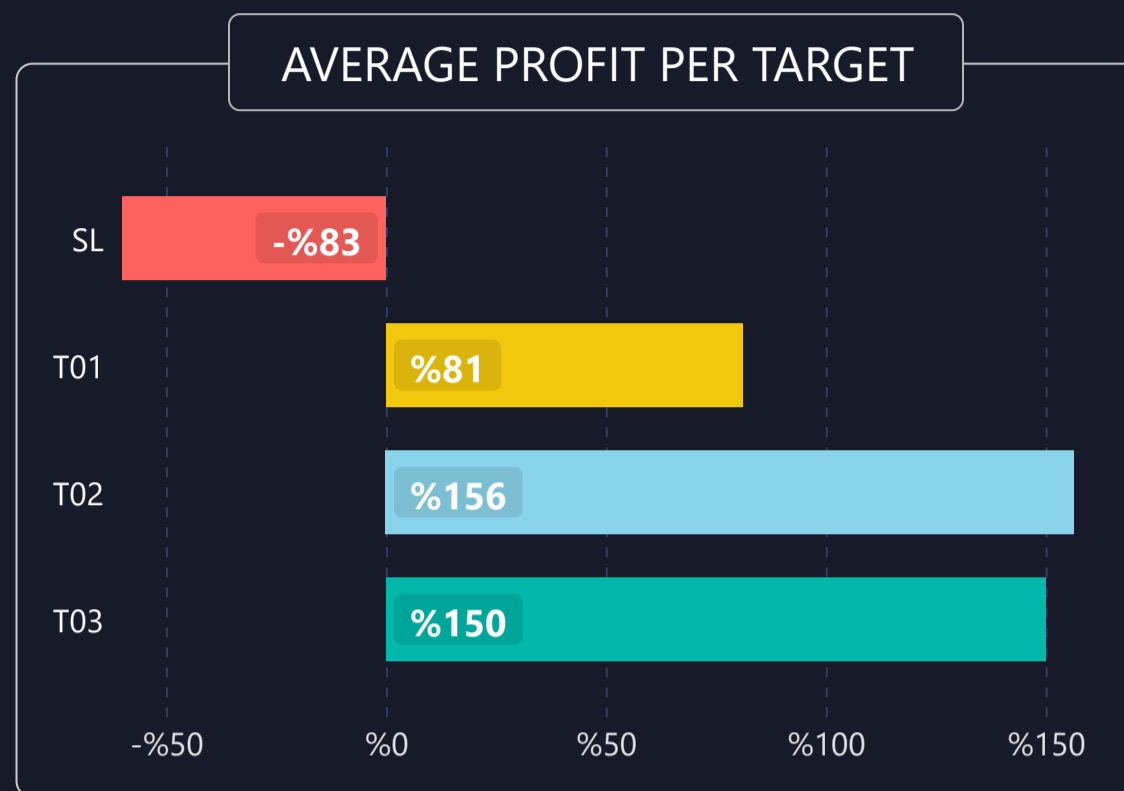
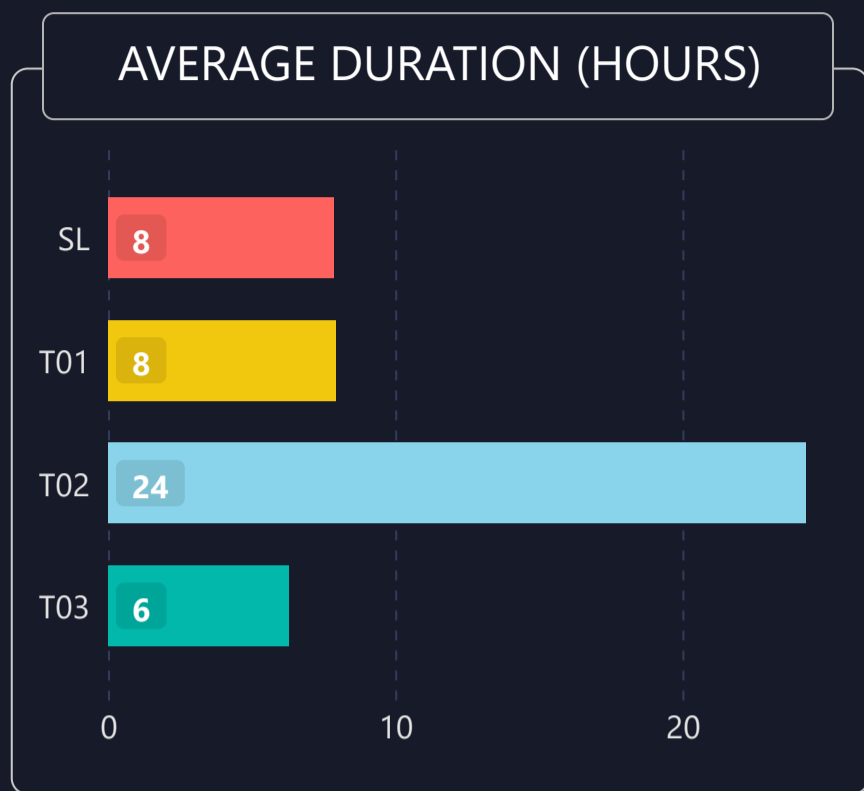


LIST OF ALL TRADES

Signal Date	Pair	Lev.	Buy Rate	Target 1	Target 2	Target 3	Stop Loss	Man. Close	Dur. (hours)	Final P/L
1.05.2024	ETH/USDT	50	2931.7800	2990.4200	3028.5300		2873.14000		3,04	-%100,0 ▼
1.05.2024	ETH/USDT	50	3019.3200	3079.7100	3118.9600		2958.93000		3,76	-%100,0 ▼
1.05.2024	ETH/USDT	50	2899.9900	2841.9900	2804.2900		2957.99000		1,08	%100,0 ▲
2.05.2024	ETH/USDT	50	2904.5200	2846.4300	2808.6700		2962.61000		9,19	-%100,0 ▼
2.05.2024	BTC/USDT	50	59034.6000	59624.9000	60215.3000	60805.6000	58267.20000		1,48	-%65,0 ▼
2.05.2024	ETH/USDT	50	2990.4600	3050.2700	3089.1500		2930.65000		29,20	%165,0 ▲
6.05.2024	BTC/USDT	50	63231.4000	62599.1000	61966.8000	61334.5000	64053.40000		17,36	-%65,0 ▼
7.05.2024	ETH/USDT	50	3118.0500	3180.4100	3220.9500		3055.69000		4,83	-%100,0 ▼
7.05.2024	ETH/USDT	50	3040.0000	2979.2000	2939.6800		3100.80000		20,46	%165,0 ▲
10.05.2024	ETH/USDT	50	3024.1000	3084.5800	3123.9000		2969.11000		16,50	-%90,9 ▼
10.05.2024	BTC/USDT	50	63166.6000	63798.3000	64429.9000	65061.6000	62345.40000		15,51	-%65,0 ▼
10.05.2024	BTC/USDT	50	61034.8000	60424.5000	59814.1000	59203.8000	61828.30000		1,12	%50,0 ▲
10.05.2024	ETH/USDT	50	2969.1100	2909.7300	2871.1300		3028.49000		30,77	%165,0 ▲
14.05.2024	BTC/USDT	50	61155.6000	60544.0000	59932.5000	59320.9000	61950.60000		0,15	-%65,0 ▼
15.05.2024	ETH/USDT	50	2943.5300	3002.4000	3040.6700		2884.66000		5,69	%100,0 ▲
15.05.2024	BTC/USDT	50	63551.4000	64186.9000	64822.4000	65457.9000	62725.20000		3,22	%150,0 ▲
16.05.2024	ETH/USDT	50	2961.4300	2902.2000	2863.7000		3002.55000		16,75	-%69,4 ▼
17.05.2024	ETH/USDT	50	3002.5500	3062.6000	3101.6300		2942.50000		6,83	%165,0 ▲
22.05.2024	ETH/USDT	50	3783.3900	3877.9700	3949.8600	4006.6100	3715.29000		13,55	-%90,0 ▼
22.05.2024	BTC/USDT	50	70481.1000	70974.5000	72102.2000	74287.1000	69424.10000		2,93	-%75,0 ▼
22.05.2024	BTC/USDT	50	69424.1000	68938.1000	67827.3000	65675.2000	71368.00000		10,80	%115,0 ▲
22.05.2024	ETH/USDT	50	3746.0600	3839.7100	3910.8900	3967.0800	3678.63000		19,69	%220,0 ▲
23.05.2024	ETH/USDT	50	3811.5500	3906.8400	3979.2600	4036.4300	3742.94000		0,44	-%90,0 ▼
23.05.2024	ETH/USDT	50	3700.7100	3608.1900	3537.8800	3482.3700	3767.32000		0,81	-%90,0 ▼
24.05.2024	ETH/USDT	50	3859.8400	3956.3400	4029.6700	4087.5700	3790.36000		0,09	-%90,0 ▼
27.05.2024	BTC/USDT	50	69720.3000	70208.3000	71323.9000	73485.2000	67768.10000		0,55	%35,0 ▲
28.05.2024	ETH/USDT	50	3923.3400	4021.4200	4095.9700	4154.8200	3852.72000		4,37	-%90,0 ▼
28.05.2024	BTC/USDT	50	67473.0000	67000.7000	65921.1000	63829.5000	68425.80000		33,88	-%70,6 ▼
28.05.2024	ETH/USDT	50	3844.1600	3748.0600	3675.0200	3617.3500	3913.35000		24,32	%125,0 ▲
30.05.2024	BTC/USDT	50	68425.8000	68904.8000	69999.6000	72120.8000	67232.00000		3,67	-%87,2 ▼
30.05.2024	BTC/USDT	50	67232.0000	66761.4000	65685.7000	63601.5000	68290.40000		4,58	-%78,7 ▼
30.05.2024	BTC/USDT	50	68290.4000	68768.4000	69861.1000	71978.1000	66378.30000		1,20	%35,0 ▲
31.05.2024	ETH/USDT	50	3810.0000	3905.2500	3977.6400	4034.7900	3757.50000		4,17	-%68,9 ▼



1) DETAILED STATS OF TARGETS (T1, T2, T3 etc.)



2) TARGET DURATION vs PROFIT/LOSS SCATTER CHART

Targets ● SL ● T01 ● T02 ● T03

