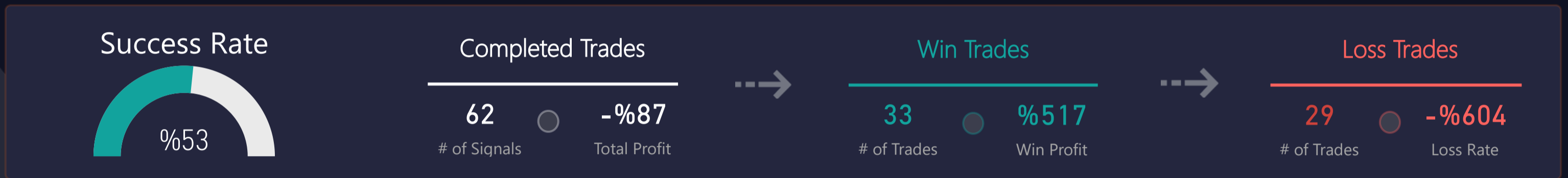




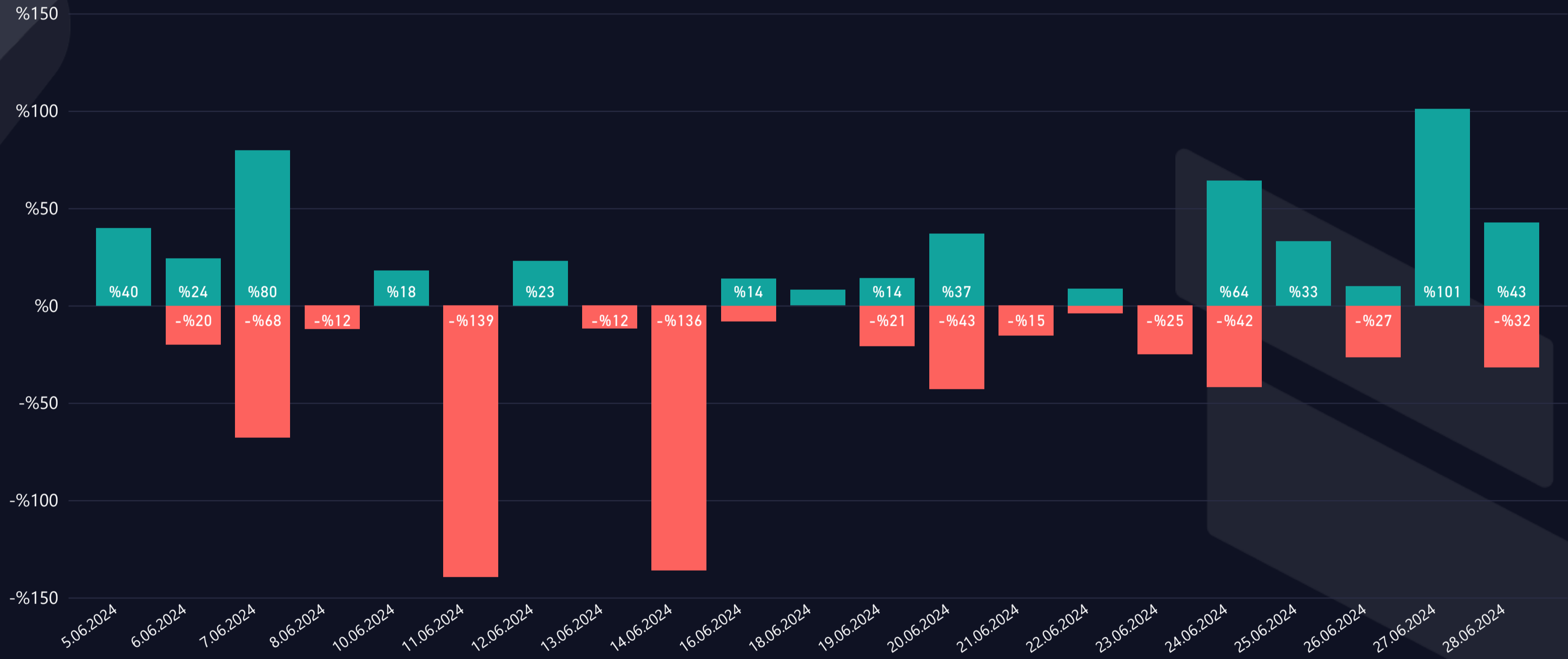
t.me/altsignals

ALTSIGNALS BINANCE FUTURES REPORT 2024 JUNE



WIN & LOSS CHART

Win/Loss ● Loss ● Win



TOP WIN & LOSS TRADES

Realization Date	Pair	Final Profit	Duration (hours)	Final Target
7.06.2024	ETHFI/USDT	%47,0	260,26	T04
27.06.2024	MANTA/USDT	%45,8	4,75	T03
28.06.2024	GMX/USDT	%42,7	34,31	T02
20.06.2024	FIL/USDT	%27,8	17,56	T02
27.06.2024	COTI/USDT	%27,1	3,33	T02

Realization Date	Pair	Total Loss	Duration (hours)
11.06.2024	ETH/USDT	-%60,1	118,39
14.06.2024	IMX/USDT	-%59,6	33,34
14.06.2024	AI/USDT	-%50,6	34,12
11.06.2024	NOT/USDT	-%36,1	9,36
7.06.2024	COTI/USDT	-%32,1	4,25

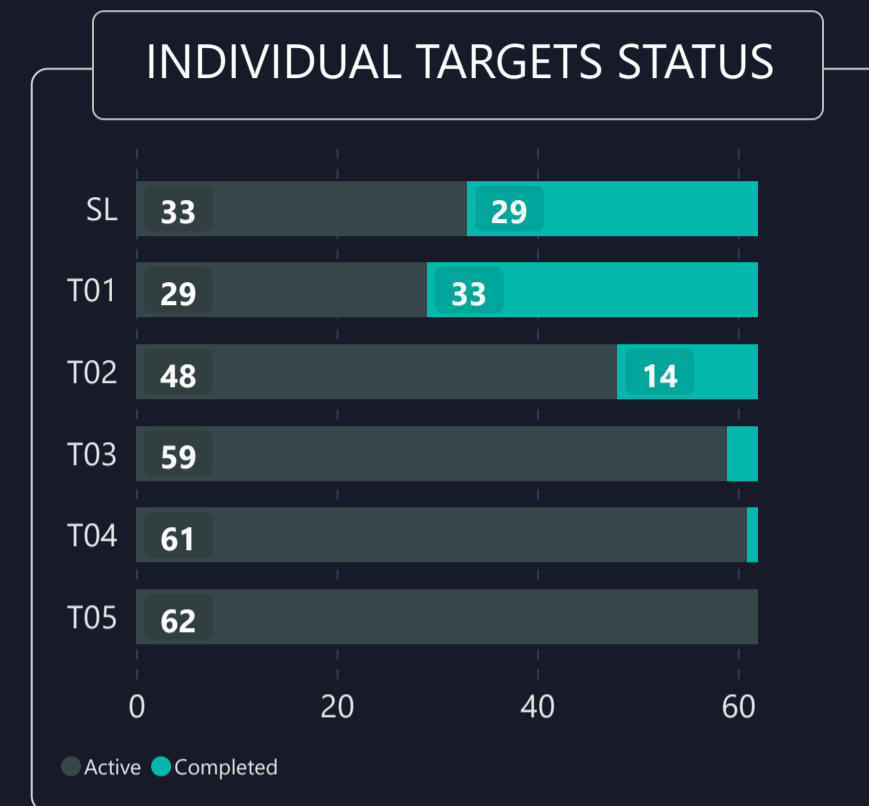
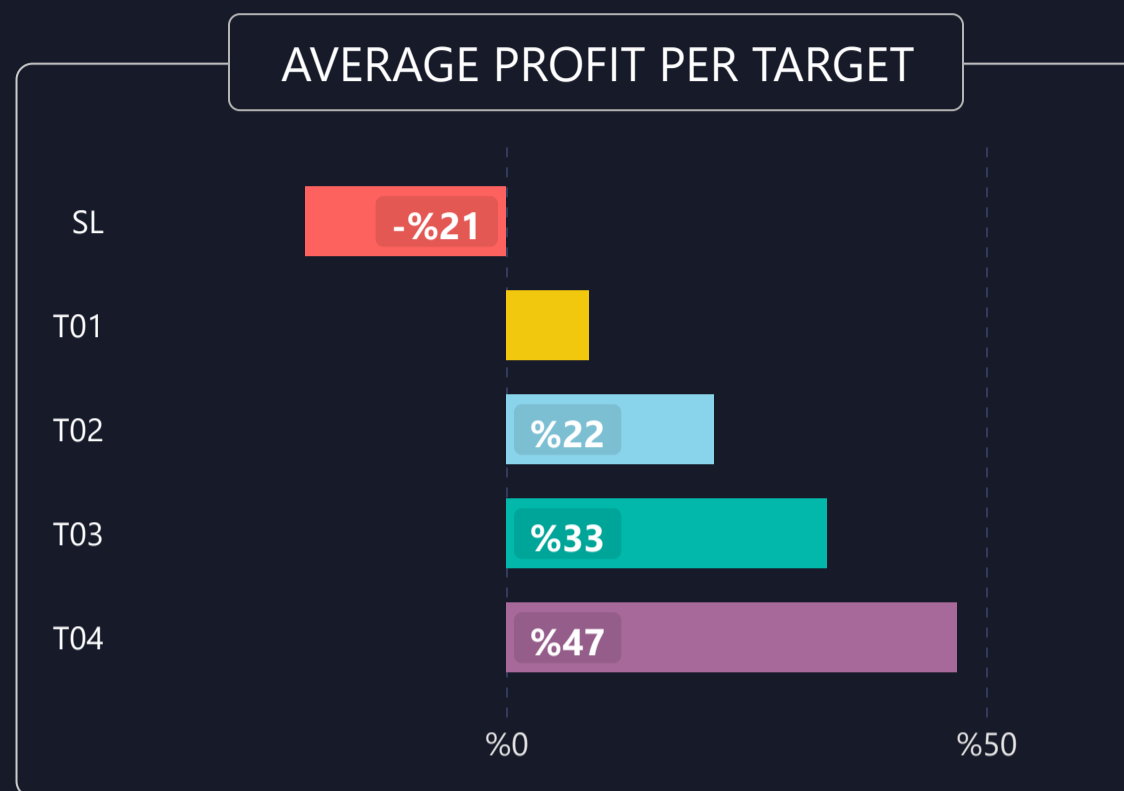
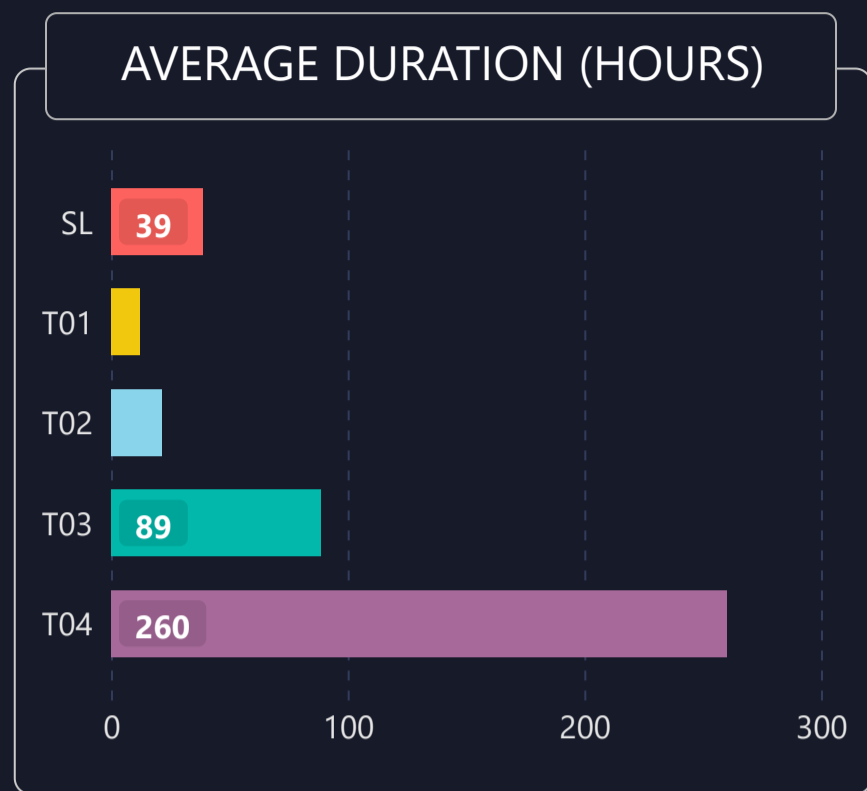


LIST OF ALL TRADES

Signal Date	Pair	Lev.	Buy Rate	Target 1	Target 2	Target 3	Target 4	Stop Loss	Man. Close	Dur. (hours)	Final P/L
16.05.2024	FTM/USDT	3	0.7775	1.0000	1.2000	1.4500	1.9000	0.74000		540,74	-%14,5 ▼
28.05.2024	ETHFI/USDT	2	4.9920	4.7500	4.4500	4.1100	3.8200	5.23000		144,72	%47,0 ▲
4.06.2024	ENS/USDT	2	25.5400	24.4500	22.0000	19.9000		26.91400		38,26	%8,5 ▲
4.06.2024	AVAX/USDT	3	34.9600	35.5180	36.3170	37.7850	40.1420	33.25600		19,00	%11,6 ▲
4.06.2024	GRT/USDT	5	0.2950	0.2983	0.3039	0.3111	0.3198	0.27754		23,51	%15,1 ▲
5.06.2024	T/USDT	5	0.0362	0.0369	0.0378	0.0394		0.03475		34,54	-%20,2 ▼
5.06.2024	LTC/USDT	3	83.8400	85.1000	87.0000	89.7000		81.03000		19,75	%4,5 ▲
5.06.2024	SAND/USDT	5	0.4682	0.4775	0.4910	0.5045	0.5340	0.44290		35,93	%24,3 ▲
5.06.2024	ONT/USDT	3	0.2990	0.3072	0.3255	0.3466	0.3735	0.27370		55,30	%26,6 ▲
6.06.2024	ETH/USDT	8	3853.5000	3932.0000	4054.0000	4235.0000	4400.0000	3564.00000		118,39	-%60,1 ▼
7.06.2024	COTI/USDT	3	0.1515	0.1575	0.1695	0.1819	0.2070	0.13530		4,25	-%32,1 ▼
7.06.2024	QTUM/USDT	3	3.6330	3.7550	3.9700	4.2600	4.6500	3.37500		4,53	-%21,3 ▼
7.06.2024	SAND/USDT	3	0.4680	0.4775	0.4910	0.5045	0.5340	0.44290		10,86	%6,1 ▲
8.06.2024	MTL/USDT	3	1.4024	1.4465	1.5195	1.6000	1.7230	1.34550		5,74	-%12,2 ▼
9.06.2024	THETA/USDT	3	1.9550	2.0155	2.1255	2.2250	2.5280	1.78800		58,26	-%25,6 ▼
9.06.2024	ONT/USDT	3	0.2715	0.2840	0.3030	0.3250		0.25550		44,52	-%17,7 ▼
9.06.2024	KEY/USDT	3	0.0068	0.0069	0.0074	0.0083		0.00618		17,31	%8,1 ▲
10.06.2024	NOT/USDT	3	0.0187	0.0196	0.0219	0.0278		0.01649		9,36	-%36,1 ▼
10.06.2024	HIGH/USDT	2	3.5768	3.7530	4.0900	4.5600		3.23260		1,40	%9,9 ▲
12.06.2024	ALICE/USDT	2	1.5190	1.6830	2.2850			1.42900		19,27	-%11,8 ▼
12.06.2024	IMX/USDT	3	1.8444	1.9055	1.9856	2.0930	2.3197	1.74870		5,46	%23,0 ▲
13.06.2024	IMX/USDT	9	1.8598	1.9443	2.0445	2.2405		1.73660		33,34	-%59,6 ▼
13.06.2024	AI/USDT	9	0.9098	0.9572	1.0951			0.85868		34,12	-%50,6 ▼
14.06.2024	GRT/USDT	5	0.2469	0.2529	0.2616	0.2740	0.2975	0.23824		8,21	-%17,5 ▼
14.06.2024	BNB/USDT	5	609.3300	619.8600	638.0200	674.0000		599.24000		8,31	-%8,3 ▼
14.06.2024	TRX/USDT	5	0.1158	0.1153	0.1134	0.1037		0.12166		42,78	%2,1 ▲
15.06.2024	PYTH/USDT	5	0.3574	0.3538	0.3490	0.3395		0.36220		12,56	%11,8 ▲
16.06.2024	SOL/USDT	3	144.4520	141.7670	138.5590	134.3900	126.4500	148.42700		6,06	-%8,3 ▼
18.06.2024	BNB/USDT	5	578.3500	517.5200				602.54000		12,06	-%20,9 ▼
18.06.2024	XMR/USDT	5	169.5100	167.8200	163.1300	156.7200		175.51000		8,87	%5,0 ▲
18.06.2024	ENS/USDT	5	22.2050	21.8480	21.1860	20.5760	19.9840	23.10000		1,57	%8,0 ▲
19.06.2024	GRT/USDT	9	0.2165	0.2187	0.2226	0.2280	0.2365	0.20094		0,13	%9,1 ▲
19.06.2024	DOT/USDT	9	5.8540	5.9140	6.0100	6.2980		5.71000		8,38	%9,2 ▲
19.06.2024	FIL/USDT	9	4.4670	4.5200	4.6050	4.6900	4.9050	4.34100		15,00	%27,8 ▲
20.06.2024	ETHFI/USDT	5	3.6360	3.7100	3.8050	4.0350		3.47000		5,48	-%22,8 ▼
20.06.2024	JASMY/USDT	9	0.0309	0.0312	0.0317	0.0332		0.03024		0,64	-%20,0 ▼
20.06.2024	LEVER/USDT	3	0.0023	0.0024	0.0026	0.0029	0.0034	0.00216		29,86	-%15,4 ▼
21.06.2024	1INCH/USDT	5	0.4012	0.3951	0.3873	0.3800	0.3575	0.40440		18,78	-%4,0 ▼
21.06.2024	HBAR/USDT	5	0.0788	0.0774	0.0757	0.0735		0.08053		14,27	%8,7 ▲
22.06.2024	TRX/USDT	5	0.1198	0.1218	0.1248	0.1276	0.1377	0.11440		41,37	-%22,3 ▼
22.06.2024	ICP/USDT	5	8.2930	8.4900	8.6980	8.9400	9.5600	8.03700		22,30	-%15,4 ▼
23.06.2024	GMX/USDT	5	29.6510	30.1250	30.6600	31.3500	32.8800	29.07600		0,54	-%9,7 ▼
24.06.2024	JASMY/USDT	5	0.0292	0.0298	0.0306	0.0317	0.0337	0.02846		1,33	-%13,0 ▼
24.06.2024	UNFI/USDT	3	4.4190	4.2000	3.9670			4.51700		0,26	-%6,7 ▼
24.06.2024	BAKE/USDT	5	0.2800	0.2838	0.2953	0.3078	0.3260	0.26410		0,21	%6,8 ▲
24.06.2024	GRT/USDT	5	0.2090	0.2119	0.2150	0.2151	0.2315	0.20072		0,32	%7,0 ▲
24.06.2024	GTC/USDT	5	0.9360	0.9520	0.9750	1.0000	1.0500	0.90600		0,78	%8,5 ▲
24.06.2024	INJ/USDT	5	21.2330	21.7250	22.1600	22.7900	24.1300	20.35400		3,98	%11,6 ▲
24.06.2024	LINK/USDT	5	13.1750	13.3000	13.5200	13.8000	14.5000	12.54000		2,19	%13,1 ▲
24.06.2024	OGN/USDT	3	0.1017	0.1065	0.1150	0.1265	0.1370	0.09510		28,27	%14,2 ▲
24.06.2024	GMX/USDT	5	27.3500	27.6650	28.2900	28.9900	30.2550	26.06300		1,07	%17,2 ▲
25.06.2024	NEAR/USDT	7	5.5340	5.6050	5.7200	5.8200	6.1000	5.37300		13,07	-%20,4 ▼
25.06.2024	INJ/USDT	5	23.1390	23.6000	24.1300	24.7500	25.8150	22.38500		16,80	%10,0 ▲
25.06.2024	BLZ/USDT	3	0.2528	0.2563	0.2627	0.2689	0.2833	0.24605		1,24	%19,0 ▲
26.06.2024	FRONT/USDT	4	0.9045	0.9320	0.9560	0.9790	1.0021	0.89050		9,11	-%6,2 ▼
26.06.2024	COMP/USDT	9	49.5400	50.5300	51.9000	53.2000	56.0000	44.51000		16,94	%18,0 ▲
26.06.2024	GMX/USDT	15	28.6000	28.7850	29.4150	30.1400	31.4950	26.28700		25,66	%42,7 ▲
27.06.2024	FRONT/USDT	5	0.9102	0.9260	0.9560	1.0070		0.87540		25,42	-%19,1 ▼
27.06.2024	API3/USDT	5	2.2035	2.2483	2.3210	2.3925	2.5505	2.08620		3,13	%10,2 ▲
27.06.2024	COTI/USDT	9	0.0937	0.0950	0.0965	0.0993	0.1041	0.08574		2,86	%27,1 ▲
27.06.2024	MANTA/USDT	5	1.0430	1.0800	1.1026	1.1385	1.1980	0.96900		4,43	%45,8 ▲
28.06.2024	MANTA/USDT	5	1.0520	1.0800	1.1026	1.1385	1.1980	1.02550		11,96	-%12,6 ▼



1) DETAILED STATS OF TARGETS (T1, T2, T3 etc.)



2) TARGET DURATION vs PROFIT/LOSS SCATTER CHART

Targets ● SL ● T01 ● T02 ● T03 ● T04

