



t.me/altsignals

ALTSIGNALS BINANCE HIGH LEV. VIP REPORT

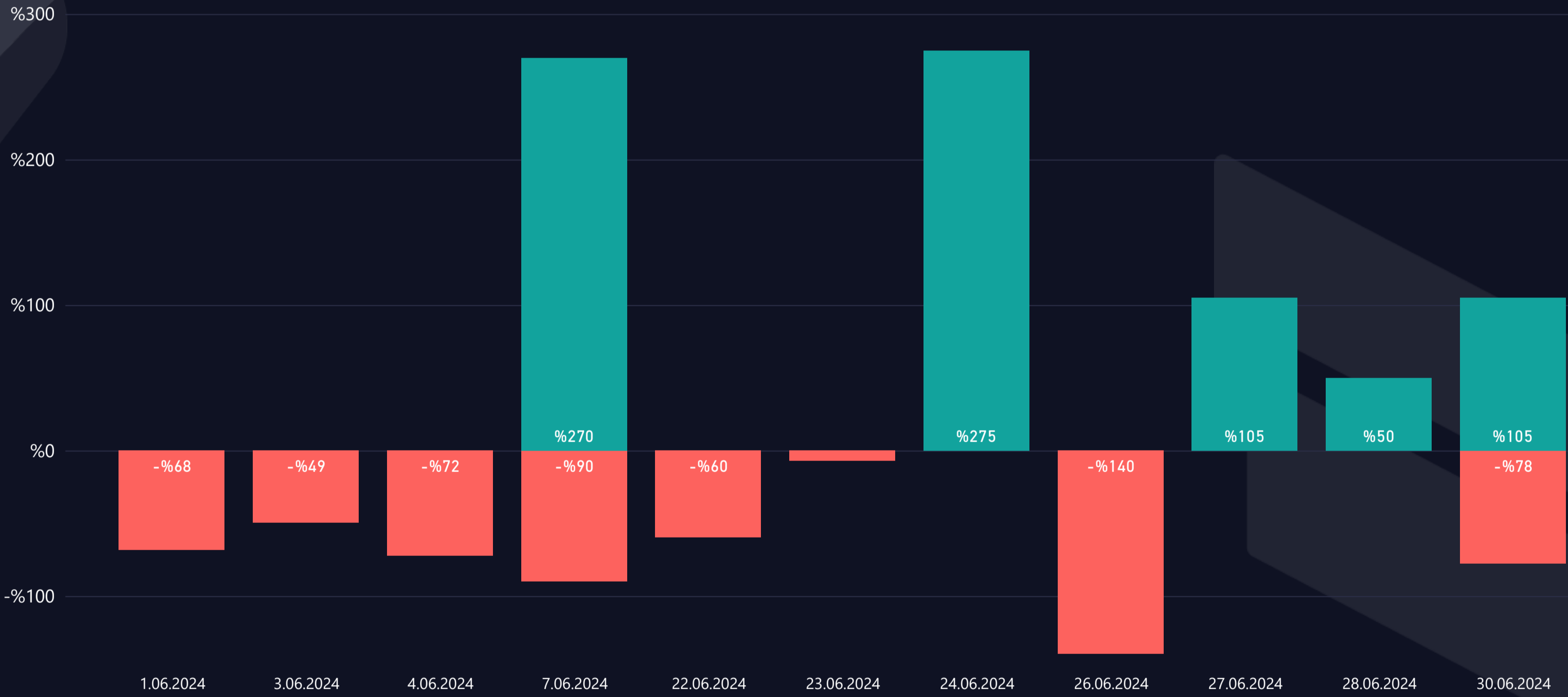
2024 JUNE



Success Rate <p>%39</p>	Completed Trades <p>18 # of Signals</p> <p>%241 Total Profit</p>	Win Trades <p>7 # of Trades</p> <p>%805 Win Profit</p>	Loss Trades <p>11 # of Trades</p> <p>-%564 Loss Rate</p>
-----------------------------------	--	--	--

WIN & LOSS CHART

Win/Loss ● Loss ● Win



TOP WIN & LOSS TRADES

Realization Date	Pair	Final Profit	Duration (hours)	Final Target
24.06.2024	ETH/USDT	%275,0	23,75	T03
7.06.2024	BTC/USDT	%270,0	191,24	T03
27.06.2024	ETH/USDT	%55,0	16,18	T01
30.06.2024	ETH/USDT	%55,0	11,61	T01
30.06.2024	BTC/USDT	%50,0	13,27	T01

Realization Date	Pair	Total Loss	Duration (hours)
7.06.2024	ETH/USDT	-%90,0	73,59
26.06.2024	ETH/USDT	-%73,1	4,67
4.06.2024	ETH/USDT	-%72,2	25,33
1.06.2024	ETH/USDT	-%68,3	21,83
30.06.2024	BTC/USDT	-%67,6	2,17

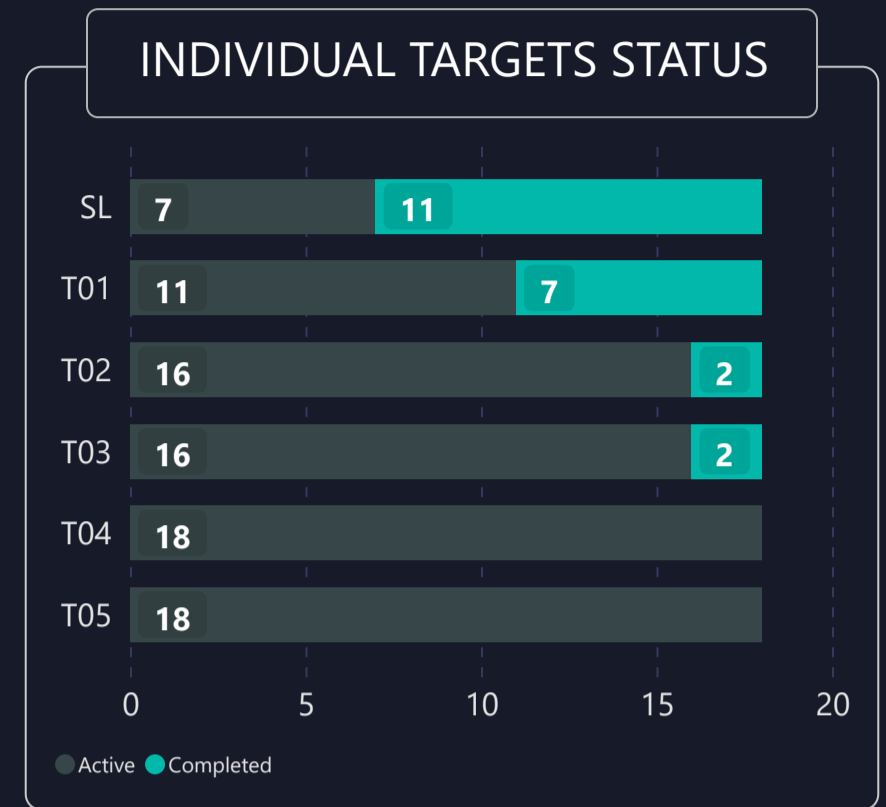
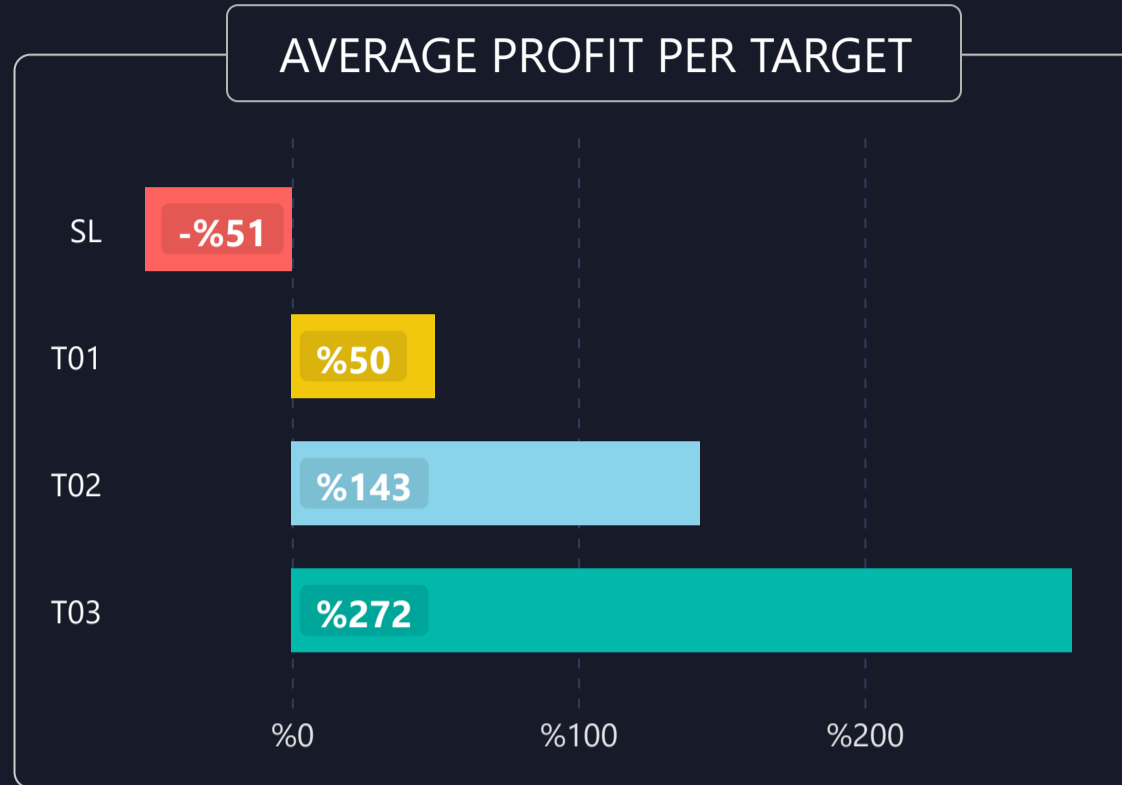
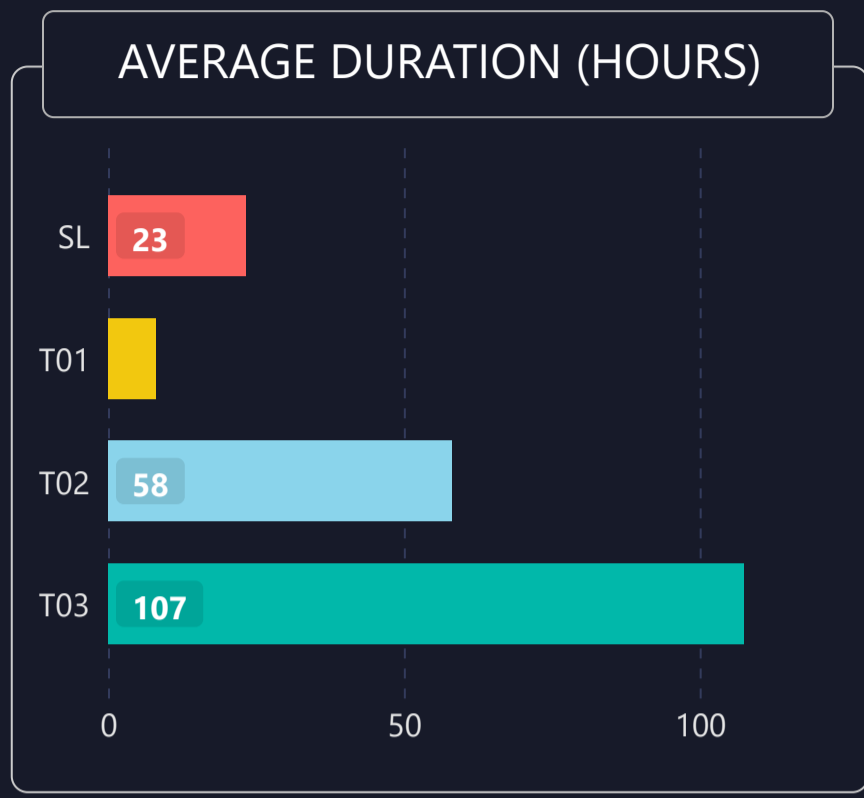


LIST OF ALL TRADES

Signal Date	Pair	Lev.	Buy Rate	Target 1	Target 2	Target 3	Stop Loss	Man. Close	Dur. (hours)	Final P/L
30.05.2024	BTC/USDT	50	68290.4000	68768.4000	69861.1000	71978.1000	66378.30000		96,38	%270,0 ▲
31.05.2024	ETH/USDT	50	3757.5000	3663.5600	3592.1700	3535.8100	3808.81000		21,83	-%68,3 ▼
1.06.2024	ETH/USDT	50	3808.8100	3904.0300	3976.4000	4033.5300	3771.12000		49,33	-%49,5 ▼
3.06.2024	ETH/USDT	50	3771.1200	3676.8400	3605.1900	3548.6200	3825.60000		25,33	-%72,2 ▼
4.06.2024	ETH/USDT	50	3825.6000	3921.2400	3993.9300	4051.3100	3756.74000		73,59	-%90,0 ▼
21.06.2024	ETH/USDT	50	3528.4000	3567.2100	3648.3700	3722.4600	3495.44000		5,00	-%46,7 ▼
22.06.2024	ETH/USDT	50	3495.4400	3456.9900	3376.6000	3303.1900	3504.61000		13,33	-%13,1 ▼
22.06.2024	ETH/USDT	50	3504.6100	3543.1600	3623.7700	3697.3600	3499.66000		19,67	-%7,1 ▼
23.06.2024	ETH/USDT	50	3499.6600	3461.1600	3380.6700	3307.1800	3555.65000		16,78	%275,0 ▲
25.06.2024	ETH/USDT	50	3403.7000	3441.1400	3519.4300	3590.9000	3358.26000		24,83	-%66,8 ▼
26.06.2024	ETH/USDT	50	3358.2600	3321.3200	3244.0800	3173.5600	3407.34000		4,67	-%73,1 ▼
26.06.2024	ETH/USDT	50	3407.3400	3444.8200	3523.1900	3594.7400	3352.82000		16,18	%55,0 ▲
27.06.2024	BTC/USDT	50	61420.5000	62034.7000	63508.8000	65597.1000	60499.20000		1,66	%50,0 ▲
28.06.2024	BTC/USDT	50	61120.6000	60509.4000	59042.5000	56964.4000	62037.40000		4,78	%50,0 ▲
29.06.2024	ETH/USDT	50	3382.7000	3345.4900	3267.6900	3196.6500	3389.52000		16,00	-%10,1 ▼
30.06.2024	BTC/USDT	50	60774.8000	60167.1000	58708.5000	56642.1000	61597.00000		2,17	-%67,6 ▼
30.06.2024	BTC/USDT	50	61597.0000	62213.0000	63691.3000	65785.6000	60673.00000		13,27	%50,0 ▲
30.06.2024	ETH/USDT	50	3389.5200	3426.8000	3504.7600	3575.9400	3335.29000		11,61	%55,0 ▲



1) DETAILED STATS OF TARGETS (T1, T2, T3 etc.)



2) TARGET DURATION vs PROFIT/LOSS SCATTER CHART

Targets ● SL ● T01 ● T02 ● T03

