


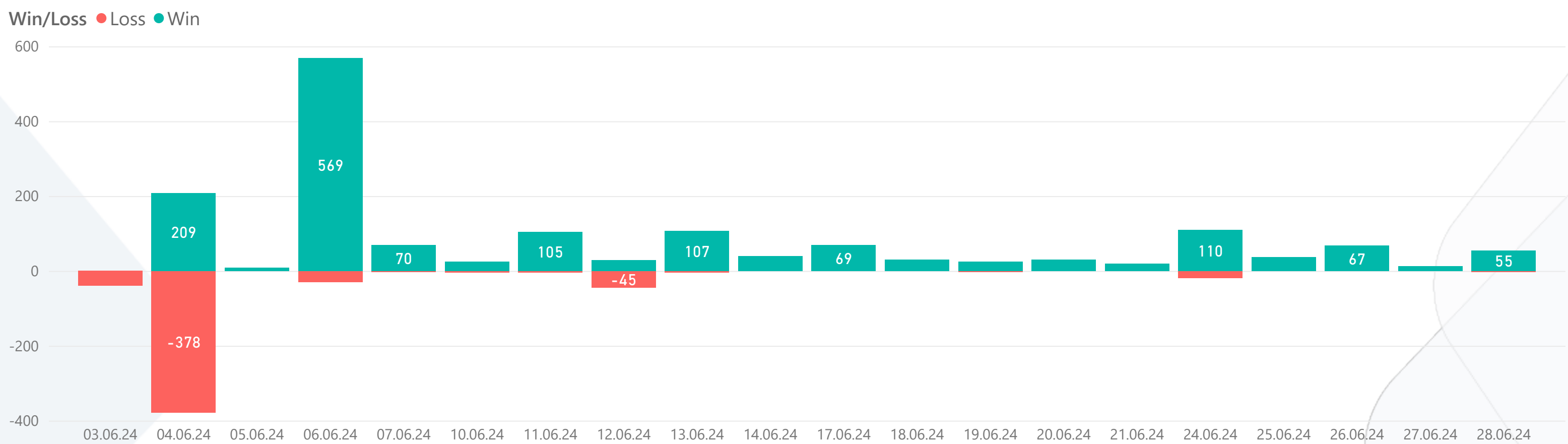


ALTFX REPORT 2024 JUNE

TOTAL PIPS
1081



1) WIN & LOSS CHART



2) TOP WIN & LOSS TRADES

Date	Pair	Buy Rate	Sell Rate	+ Pips	Dur. (hours)
6.06.2024	US30/USD	38700.0000	39000.00	300	43,8
4.06.2024	USTEC/USD	18520.0000	18720.00	200	23,1
6.06.2024	XTI/USD	73.2000	74.80	160	35,8
13.06.2024	EUR/JPY	168.530	167.53000	100	3,7
7.06.2024	EUR/JPY	169.612	169.11200	50	2,3

Date	Pair	Buy Rate	Sell Rate	- Pips	Dur. (hours)
4.06.2024	XTI/USD	75.2000	72.60	-260	20,7
4.06.2024	XAU/USD	2333.1900	2345.00	-118	19,6
12.06.2024	NZD/CAD	0.8462	0.85062	-45	26,5
3.06.2024	EUR/JPY	169.900	170.30000	-40	8,5
6.06.2024	GBP/JPY	199.400	199.70000	-30	0,6

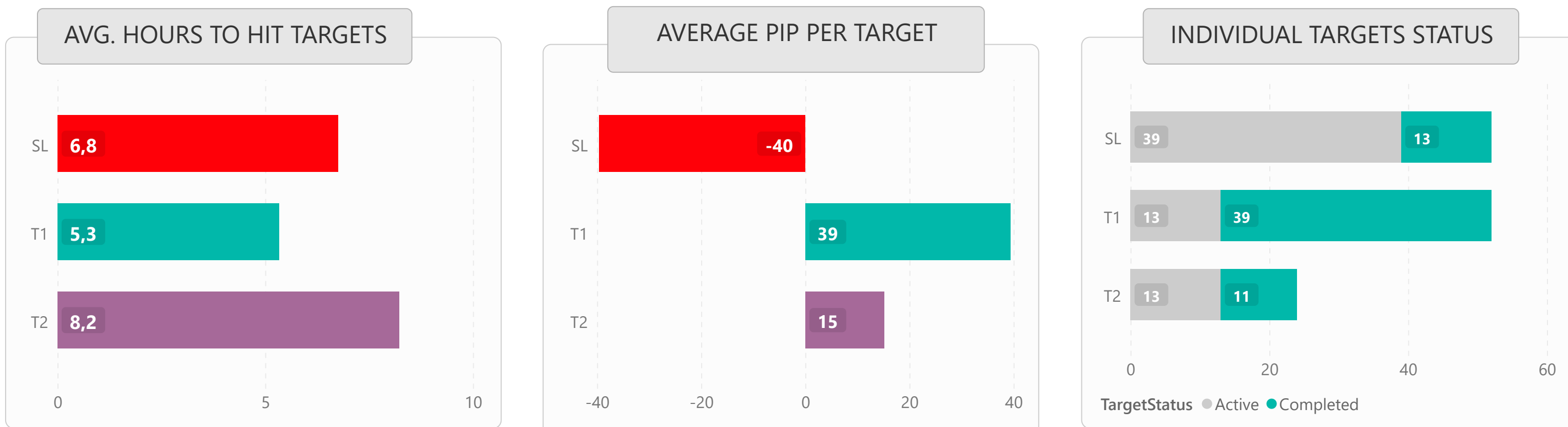


LIST OF ALL TRADES

Signal Date	Pair	Long/Short	Buy Rate	T1 Rate	T2 Rate	Stoploss Rate	Pips	Dur. (Hours)
3.06.2024	EUR/JPY	Short	169.900	162.000		170.300	-40	8,5
3.06.2024	XAU/USD	Short	2333.1900	2322.1300	2314.5400	2345.0000	-118	19,6
3.06.2024	XTI/USD	Long	75.2000	84.2000		72.6000	-260	20,7
3.06.2024	USTEC/USD	Long	18520.0000	18720.0000		18260.0000	200	23,1
4.06.2024	NZD/CAD	Short	0.8441	0.8432	0.8423	0.8458	9	0,9
4.06.2024	XTI/USD	Long	73.2000	74.8000		70.8000	160	35,8
4.06.2024	US30/USD	Long	38700.0000	39000.0000		38500.0000	300	43,8
5.06.2024	GBP/CHF	Short	1.1404	1.1396	1.1388	1.1420	8	0,6
6.06.2024	GBP/JPY	Short	199.400	199.200		199.988	20	0,4
6.06.2024	XAU/USD	Long	2364.4200	2367.0800	2369.0100	2361.4900	27	0,5
6.06.2024	NZD/CAD	Long	0.8460	0.8467	0.8472	0.8452	12	0,5
6.06.2024	GBP/JPY	Short	199.400	195.200		199.700	-30	0,6
6.06.2024	GBP/JPY	Short	199.400	198.900		199.988	50	3,7
7.06.2024	EUR/JPY	Short	169.612	169.112		170.218	50	2,3
7.06.2024	AUD/NZD	Long	1.0765	1.0768	1.0771	1.0761	-4	3,3
7.06.2024	GBP/JPY	Short	199.400	199.200		199.988	20	0,5
10.06.2024	AUD/USD	Short	0.6593	0.6592	0.6588	0.6597	5	0,3
10.06.2024	EUR/JPY	Short	168.530	168.330		169.030	20	0,2
10.06.2024	GBP/USD	Long	1.2693	1.2697	1.2700	1.2688	-4	0,4
11.06.2024	EUR/AUD	Long	1.6295	1.6335		1.6243	40	2,2
11.06.2024	AUD/CHF	Short	0.5925	0.5921	0.5920	0.5927	5	0,8
11.06.2024	AUD/CAD	Long	0.9086	0.9090	0.9093	0.9082	-5	1,6
11.06.2024	NZD/CAD	Short	0.8462	0.8282		0.8506	-45	26,5
11.06.2024	USTEC/USD	Short	19020.0000	18960.0000		19120.0000	60	0,0
12.06.2024	EUR/AUD	Short	1.6249	1.6245	1.6241	1.6258	9	0,7
12.06.2024	EUR/AUD	Long	1.6254	1.6274		1.6204	20	2,7
13.06.2024	EUR/USD	Short	1.0816	1.0813	1.0809	1.0819	7	0,4
13.06.2024	GBP/USD	Long	1.2786	1.2789	1.2791	1.2781	-4	0,3
13.06.2024	EUR/JPY	Short	168.530	167.530		169.030	100	3,7
14.06.2024	EUR/AUD	Long	1.6164	1.6191	1.6208	1.6138	43	68,1
14.06.2024	USTEC/USD	Short	19590.0000	19550.0000		19730.0000	40	0,0
17.06.2024	AUD/CAD	Short	0.9075	0.9072	0.9069	0.9081	6	4,3
17.06.2024	EUR/AUD	Long	1.6240	1.6260		1.6201	20	1,0
17.06.2024	GBP/JPY	Short	200.380	200.080		200.988	30	17,2
19.06.2024	AUD/CHF	Short	0.5899	0.5895	0.5890	0.5908	4	0,2
19.06.2024	GBP/JPY	Short	201.000	200.800		201.638	20	1,3
19.06.2024	NZD/CAD	Long	0.8409	0.8411	0.8413	0.8407	-2	0,2
20.06.2024	GBP/CHF	Short	1.1308	1.1287	1.1277	1.1328	31	11,6
21.06.2024	GBP/JPY	Short	201.050	200.850		201.692	20	0,3
24.06.2024	GBP/AUD	Short	1.9039	1.9016	1.9001	1.9058	-19	3,4
24.06.2024	GBP/JPY	Short	201.800	201.500		202.480	30	0,0
24.06.2024	USTEC/USD	Long	19660.0000	19740.0000		19460.0000	80	0,0
25.06.2024	GBP/AUD	Short	1.9102	1.9091	1.9086	1.9113	16	0,7
25.06.2024	GBP/AUD	Short	1.9105	1.9089	1.9084	1.9114	21	0,6
25.06.2024	USD/CAD	Long	1.3665	1.3695		1.3610	30	19,0
26.06.2024	GBP/CHF	Short	1.1362	1.1357	1.1353	1.1370	4	0,8
26.06.2024	GBP/NZD	Short	1.0772	1.0739		1.0791	33	3,3
27.06.2024	AUD/NZD	Short	1.0944	1.0935	1.0931	1.0953	13	2,5
27.06.2024	USD/CAD	Long	1.3668	1.3688		1.3621	20	30,2
28.06.2024	AUD/NZD	Short	1.0946	1.0943	1.0941	1.0949	-3	1,4
28.06.2024	AUD/USD	Short	0.6683	0.6668		0.6700	15	5,0
28.06.2024	GBP/JPY	Short	203.200	200.000		203.000	20	1,3



1) DETAILED STATS OF TARGETS (T1, T2, T3 etc.)



2) TARGET DURATION vs PROFIT/LOSS SCATTER CHART

