



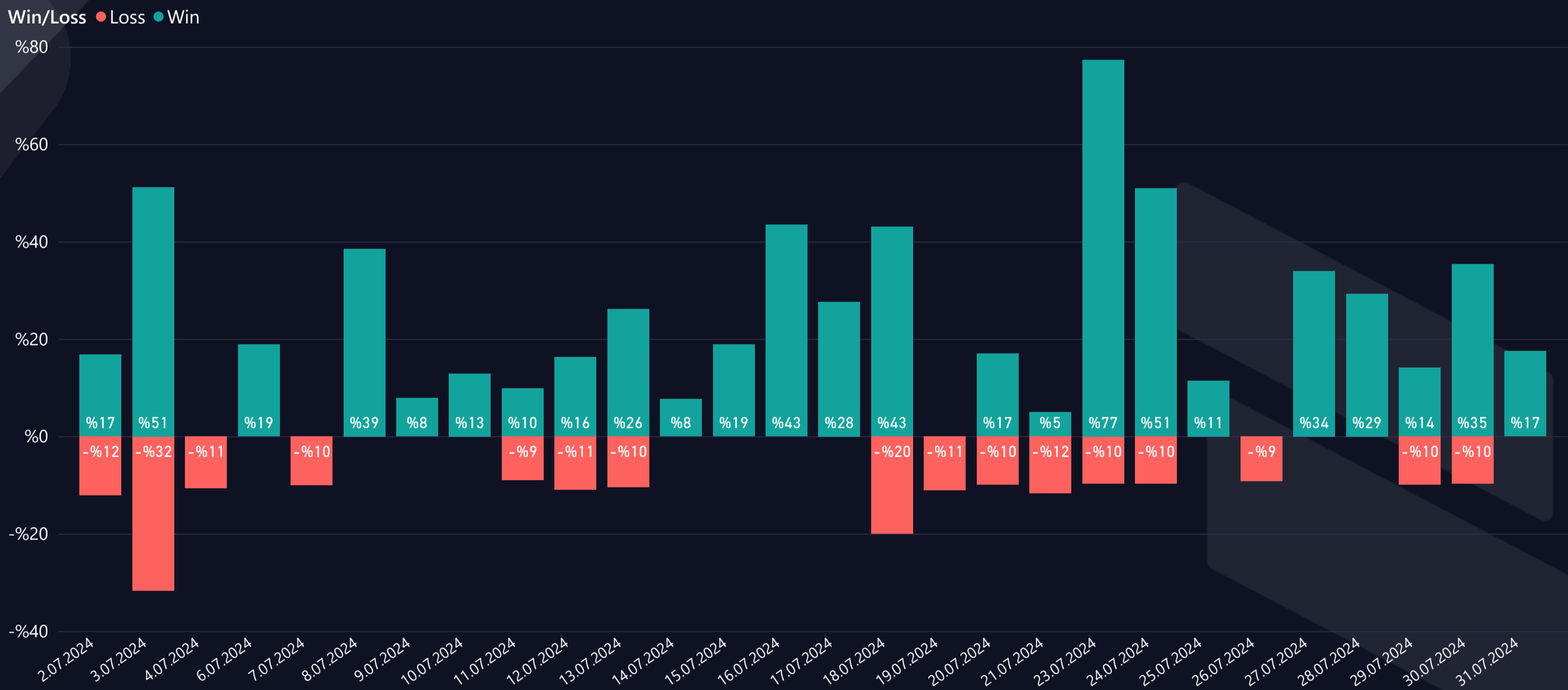
t.me/altsignals

ALTSIGNALS BINANCE FUTURES REPORT 2024 JULY



Success Rate 	Completed Trades 65 # of Signals %435 Total Profit	Win Trades 46 # of Trades %631 Win Profit	Loss Trades 19 # of Trades -%195 Loss Rate
-------------------------	---	--	---

WIN & LOSS CHART



TOP WIN & LOSS TRADES

Realization Date	Pair	Final Profit	Duration (hours)	Final Target
16.07.2024	FLOKI/USDT	%26,4	10,23	T05
8.07.2024	BTC/USDT	%26,0	31,02	T04
23.07.2024	ORDI/USDT	%24,8	30,17	T05
3.07.2024	GALA/USDT	%24,6	32,53	T05
24.07.2024	WIF/USDT	%24,3	3,35	T05

Realization Date	Pair	Total Loss	Duration (hours)
2.07.2024	APE/USDT	-%12,1	11,30
18.07.2024	ATOM/USDT	-%11,6	8,00
21.07.2024	VET/USDT	-%11,6	29,92
19.07.2024	ZK/USDT	-%11,1	7,28
3.07.2024	WLD/USDT	-%11,0	10,86

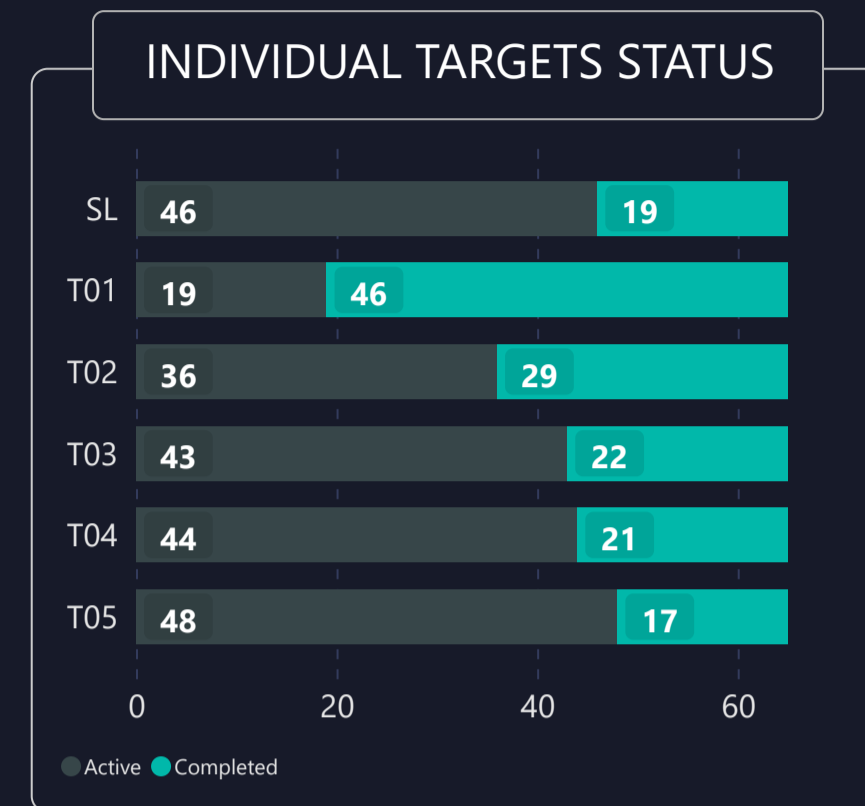
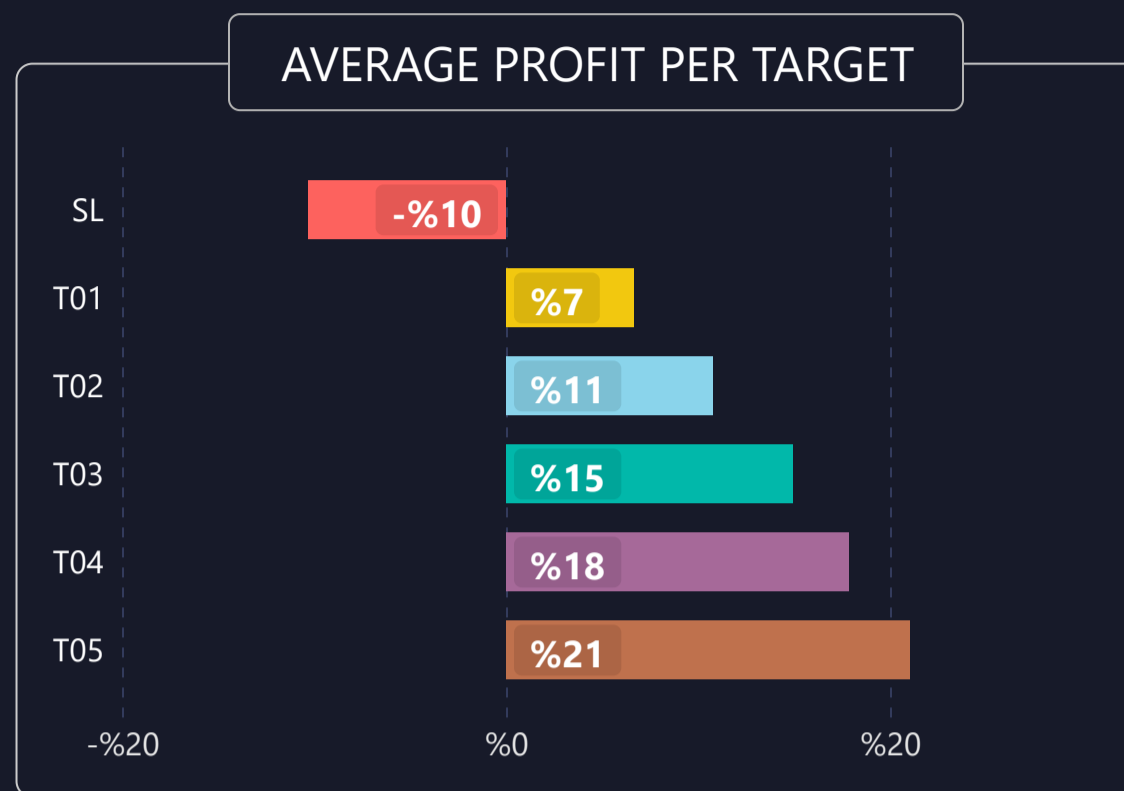
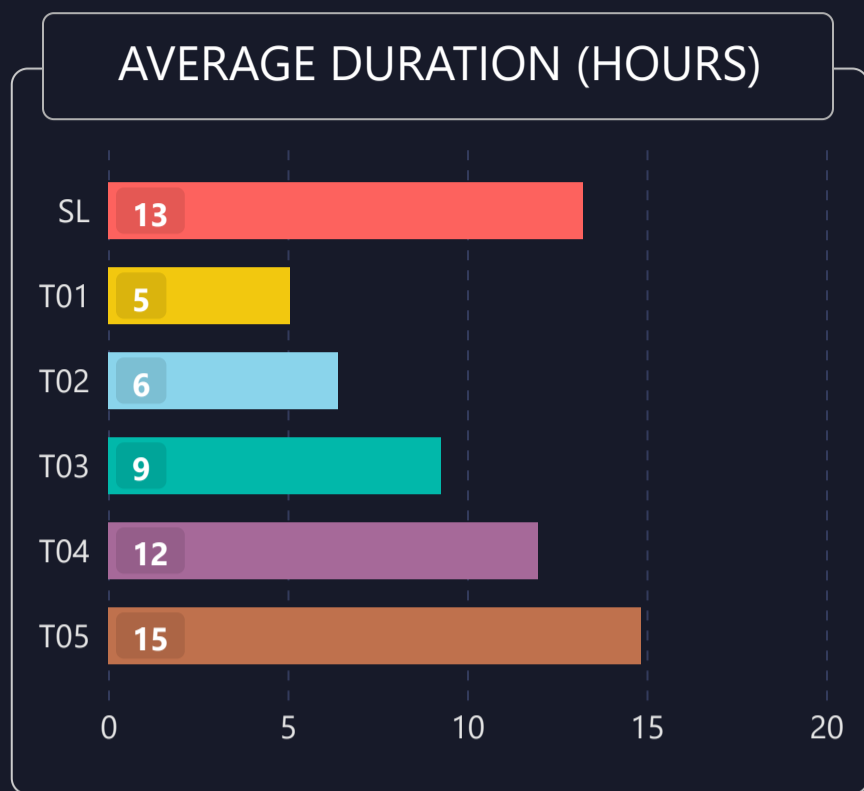


LIST OF ALL TRADES

Signal Date	Pair	Lev.	Buy Rate	Target 1	Target 2	Target 3	Target 4	Stop Loss	Man. Close	Dur. (hours)	Final P/L
1.07.2024	APE/USDT	5	0.9520	0.9795	0.9870	0.9960	1.0030	0.92900		11,30	-%12,1 ▼
1.07.2024	DOGE/USDT	6	0.1259	0.1248	0.1239	0.1230	0.1224	0.12894		20,05	%21,0 ▲
2.07.2024	WLD/USDT	3	2.3123	2.3853	2.4186	2.4543	2.4787	2.22750		10,86	-%11,0 ▼
2.07.2024	SUI/USDT	6	0.8129	0.8208	0.8254	0.8314	0.8356	0.78950		3,74	%16,8 ▲
2.07.2024	GALA/USDT	3	0.0276	0.0267	0.0263	0.0259	0.0256	0.02858		21,47	%24,6 ▲
3.07.2024	BTC/USDT	9	60615.0000	61415.0000	61660.0000	61950.0000	61165.0000	59900.00000		1,00	-%10,6 ▼
3.07.2024	IMX/USDT	3	1.5130	1.5770	1.5945	1.6158	1.6337	1.45950		16,04	-%10,6 ▼
3.07.2024	WLD/USDT	10	2.3416	2.3622	2.3722	2.3816	2.3889	2.31800		0,40	-%10,1 ▼
3.07.2024	ETH/USDT	10	3282.6568	3301.0000	3317.0000	3331.0000	3342.0000	3234.85000		1,53	%5,6 ▲
6.07.2024	LDO/USDT	4	1.5432	1.5616	1.5781	1.5938	1.6055	1.48770		2,42	%18,9 ▲
7.07.2024	GTC/USDT	4	0.8020	0.8190	0.8280	0.8360	0.8420	0.78200		1,75	-%10,0 ▼
7.07.2024	BTC/USDT	4	58900.0000	56980.0000	56370.0000	55665.0000	55070.0000	60800.00000		30,07	%26,0 ▲
8.07.2024	DEGEN/USDT	3	0.0065	0.0065	0.0064	0.0063	0.0062	0.00687		0,07	%3,9 ▲
8.07.2024	VET/USDT	3	0.0247	0.0240	0.0237	0.0233	0.0231	0.02556		0,20	%8,6 ▲
9.07.2024	ATOM/USDT	3	6.0200	5.7700	5.6950	5.6150	5.5450	6.23000		92,44	-%10,5 ▼
9.07.2024	OM/USDT	5	0.9369	0.9222	0.9140	0.9061	0.9003	0.95846		3,63	%7,8 ▲
9.07.2024	BTC/USDT	3	58488.3985	56580.0000	56010.0000	55380.0000	54765.0000	60500.00000		56,51	%9,8 ▲
10.07.2024	WIF/USDT	9	1.6694	1.6845	1.6933	1.7019	1.7049	1.64510		0,95	%12,9 ▲
11.07.2024	IO/USDT	3	2.5040	2.5840	2.6230	2.6590	2.6880	2.41300		14,47	-%10,9 ▼
11.07.2024	AEVO/USDT	3	0.4680	0.4814	0.4875	0.4934	0.4977	0.45400		1,46	-%9,0 ▼
11.07.2024	ETH/USDT	15	3131.5029	3143.9500	3152.0000	3160.0000	3165.7000	3107.87000		1,98	%9,8 ▲
12.07.2024	NEAR/USDT	3	4.8624	4.7570	4.6925	4.6215	4.5520	5.19000		1,36	%6,5 ▲
12.07.2024	TIA/USDT	3	6.6416	6.4934	6.4066	6.3200	6.2600	6.88250		9,46	%20,5 ▲
13.07.2024	WIF/USDT	4	1.5854	1.6077	1.6240	1.6401	1.6517	1.53370		2,66	%5,6 ▲
14.07.2024	STMX/USDT	6	0.0052	0.0051	0.0051	0.0051	0.0050	0.00530		0,11	%7,6 ▲
15.07.2024	ETC/USDT	4	22.9423	23.2320	23.4920	23.7390	23.9200	22.08700		7,03	%17,0 ▲
15.07.2024	1000PEPE/USDT	2	0.0095	0.0099	0.0100	0.0102	0.0103	0.00897		8,79	%18,9 ▲
15.07.2024	FLOKI/USDT	2	0.0002	0.0002	0.0002	0.0002	0.0002	0.00015		6,75	%26,4 ▲
16.07.2024	BNB/USDT	5	563.6999	577.4000	581.9000	585.9000	590.4000	550.00000		15,09	%19,7 ▲
17.07.2024	NOT/USDT	3	0.0164	0.0169	0.0170	0.0172	0.0174	0.01582		4,02	%7,9 ▲
17.07.2024	DOT/USDT	5	6.4835	6.3850	6.3290	6.2750	6.2330	6.63600		10,97	%23,3 ▲
18.07.2024	ATOM/USDT	5	6.4400	6.5900	6.6350	6.6800	6.7250	6.29000		8,00	-%11,6 ▼
18.07.2024	ETHFI/USDT	4	2.2915	2.3330	2.3520	2.3720	2.3860	2.24400		4,40	-%8,3 ▼
18.07.2024	ETH/USDT	10	3480.8410	3459.1300	3443.5000	3428.3800	3422.3500	3529.00000		1,55	%19,7 ▲
19.07.2024	ZK/USDT	4	0.1732	0.1685	0.1664	0.1643	0.1628	0.17800		7,28	-%11,1 ▼
19.07.2024	PYTH/USDT	2	0.3424	0.3565	0.3615	0.3665	0.3715	0.32400		18,27	%17,0 ▲
20.07.2024	VET/USDT	3	0.0307	0.0319	0.0323	0.0327	0.0330	0.02950		29,92	-%11,6 ▼
20.07.2024	ETH/USDT	20	3493.1100	3476.7500	3469.2200	3461.9200	3456.5700	3510.42000		4,41	-%9,9 ▼
21.07.2024	HIFI/USDT	4	0.5166	0.5230	0.5289	0.5347	0.5389	0.49670		1,79	%4,9 ▲
22.07.2024	FTM/USDT	6	0.5224	0.5169	0.5135	0.5102	0.5078	0.53200		3,30	%20,1 ▲
22.07.2024	GMT/USDT	4	0.1575	0.1552	0.1534	0.1517	0.1504	0.16322		16,03	%22,3 ▲
22.07.2024	ORDI/USDT	2	41.3626	39.1850	38.4500	37.7000	36.9600	44.00000		22,08	%24,8 ▲
23.07.2024	ETH/USDT	6	3459.5350	3506.0000	3529.0000	3551.7500	3567.5800	3403.88000		3,55	-%9,7 ▼
23.07.2024	1000BONK/USDT	3	0.0286	0.0276	0.0272	0.0269		0.03000		8,83	%10,1 ▲
24.07.2024	ETH/USDT	6	3417.2500	3463.5500	3485.6000	3507.7000	3523.8700	3362.20000		6,95	-%9,7 ▼
24.07.2024	FTM/USDT	5	0.4924	0.4990	0.5025	0.5060	0.5095	0.47700		5,17	%6,7 ▲
24.07.2024	1000PEPE/USDT	4	0.0122	0.0123	0.0124	0.0125	0.0126	0.01164		1,31	%20,0 ▲
24.07.2024	WIF/USDT	5	2.5601	2.6145	2.6320	2.6495	2.6680	2.50000		2,89	%24,3 ▲
25.07.2024	HBAR/USDT	3	0.0656	0.0637	0.0631	0.0625	0.0619	0.06755		19,40	-%9,2 ▼
25.07.2024	XRP/USDT	4	0.6041	0.6168	0.6214	0.6266	0.6315	0.58400		2,89	%11,4 ▲
26.07.2024	1000PEPE/USDT	4	0.0118	0.0119	0.0120	0.0121	0.0121	0.01133		7,70	%16,0 ▲
27.07.2024	ETH/USDT	10	3306.0401	3292.2000	3276.5500	3262.1200	3251.2000	3360.00000		0,11	%4,2 ▲
27.07.2024	MAV/USDT	4	0.2170	0.2198	0.2218	0.2243	0.2263	0.20550		2,69	%5,0 ▲
27.07.2024	BIGTIME/USDT	4	0.1085	0.1097	0.1109	0.1121	0.1130	0.10450		1,52	%8,7 ▲
28.07.2024	1000PEPE/USDT	3	0.0118	0.0116	0.0115	0.0113	0.0112	0.01250		7,18	%5,7 ▲
28.07.2024	SOL/USDT	5	186.2307	184.7000	183.1540	181.7600	180.7700	191.00000		2,77	%8,3 ▲
28.07.2024	GTC/USDT	5	0.9092	0.8990	0.8910	0.8830	0.8770	0.93500		1,52	%21,0 ▲
29.07.2024	TAO/USDT	4	338.0000	348.4700	351.4000	354.0000	356.8000	329.60000		6,18	-%9,9 ▼
29.07.2024	1000BONK/USDT	3	0.0282	0.0292	0.0295	0.0298	0.0301	0.02733		11,48	-%9,7 ▼
29.07.2024	ARB/USDT	5	0.7297	0.7248	0.7198	0.7148	0.7113	0.74720		0,50	%3,4 ▲
29.07.2024	GTC/USDT	10	0.8723	0.8680	0.8620	0.8580	0.8570	0.88700		0,25	%5,0 ▲
30.07.2024	OP/USDT	5	1.7012	1.6857	1.6758	1.6657	1.6558	1.75000		2,49	%16,2 ▲
30.07.2024	ETH/USDT	8	3363.1931	3345.9000	3329.1400	3313.3000	3301.4000	3420.00000		2,08	%19,2 ▲
31.07.2024	BTC/USDT	6	66065.4253	66780.0000	67150.0000	67545.0000	67940.0000	64300.00000		3,37	%6,5 ▲
31.07.2024	TIA/USDT	3	5.4683	5.3267	5.2677	5.2153	5.1587	5.69000		9,67	%11,0 ▲



1) DETAILED STATS OF TARGETS (T1, T2, T3 etc.)



2) TARGET DURATION vs PROFIT/LOSS SCATTER CHART

Targets ● SL ● T01 ● T02 ● T03 ● T04 ● T05

