



t.me/altsignals

# ALTSIGNALS BINANCE HIGH LEV. VIP REPORT 2024 JULY

TOTAL PROFIT  
%1949

Success Rate



Completed Trades

44 # of Signals  
%1949 Total Profit

Win Trades

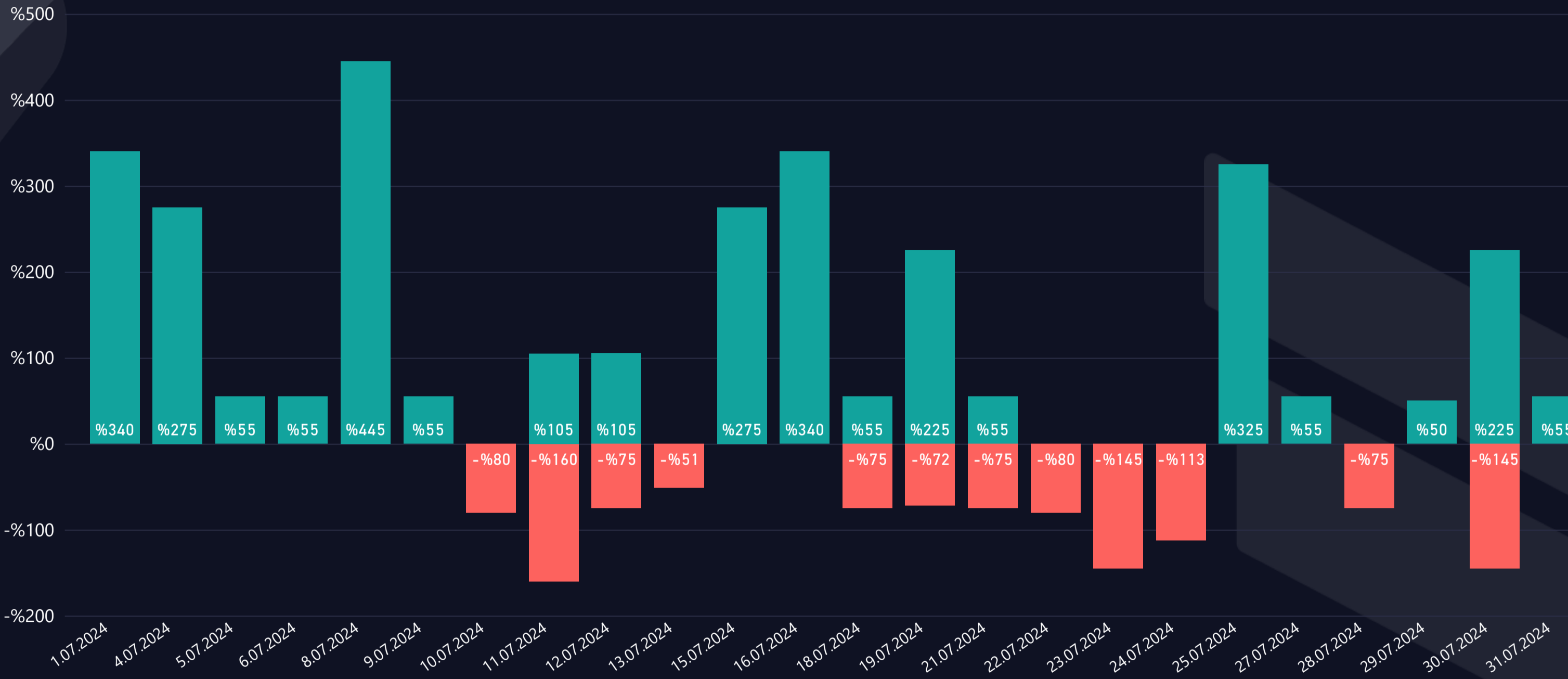
27 # of Trades  
%3095 Win Profit

Loss Trades

17 # of Trades  
-%1146 Loss Rate

## WIN & LOSS CHART

Win/Loss ● Loss ● Win



## TOP WIN & LOSS TRADES

Realization Date	Pair	Final Profit	Duration (hours)	Final Target
16.07.2024	BTC/USDT	%340,0	42,61	T03
4.07.2024	ETH/USDT	%275,0	51,24	T03
15.07.2024	ETH/USDT	%275,0	43,66	T03
25.07.2024	ETH/USDT	%275,0	11,20	T03
8.07.2024	BTC/USDT	%170,0	11,59	T02

Realization Date	Pair	Total Loss	Duration (hours)
23.07.2024	ETH/USDT	-%80,0	0,80
30.07.2024	ETH/USDT	-%80,0	4,76
22.07.2024	ETH/USDT	-%80,0	8,45
10.07.2024	ETH/USDT	-%80,0	3,56
11.07.2024	ETH/USDT	-%80,0	22,84

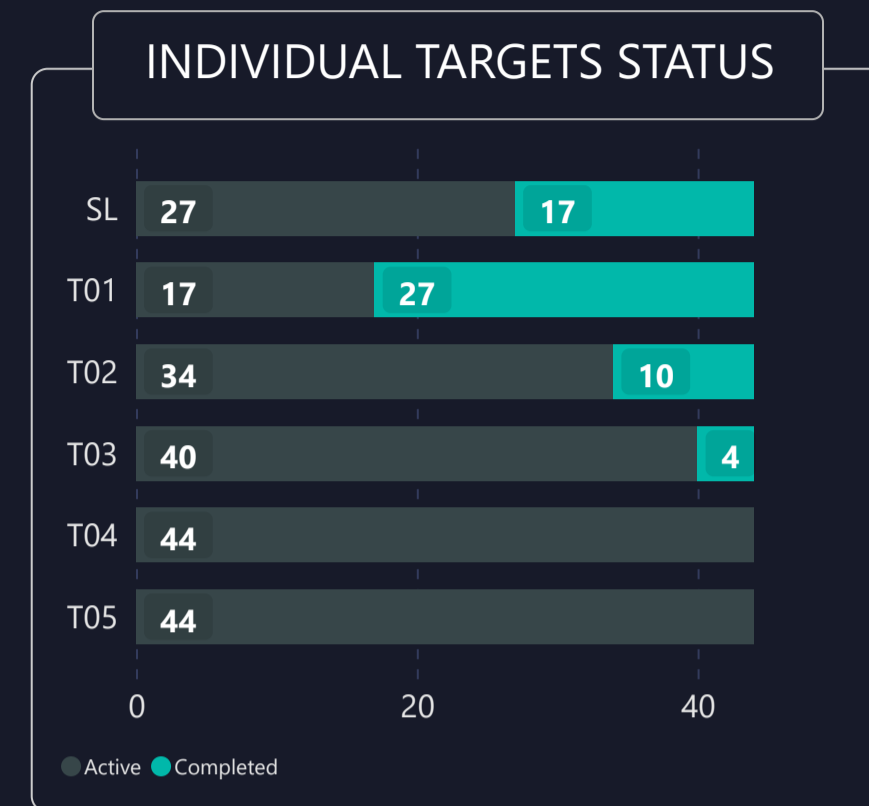
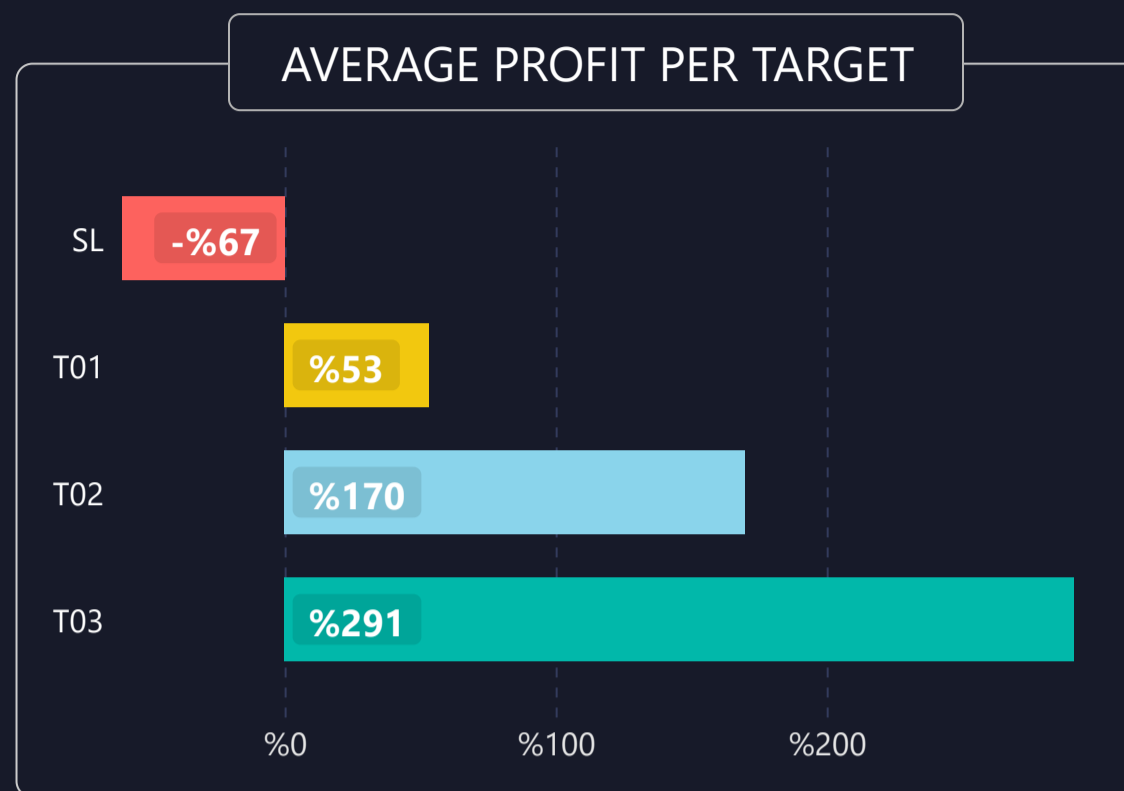
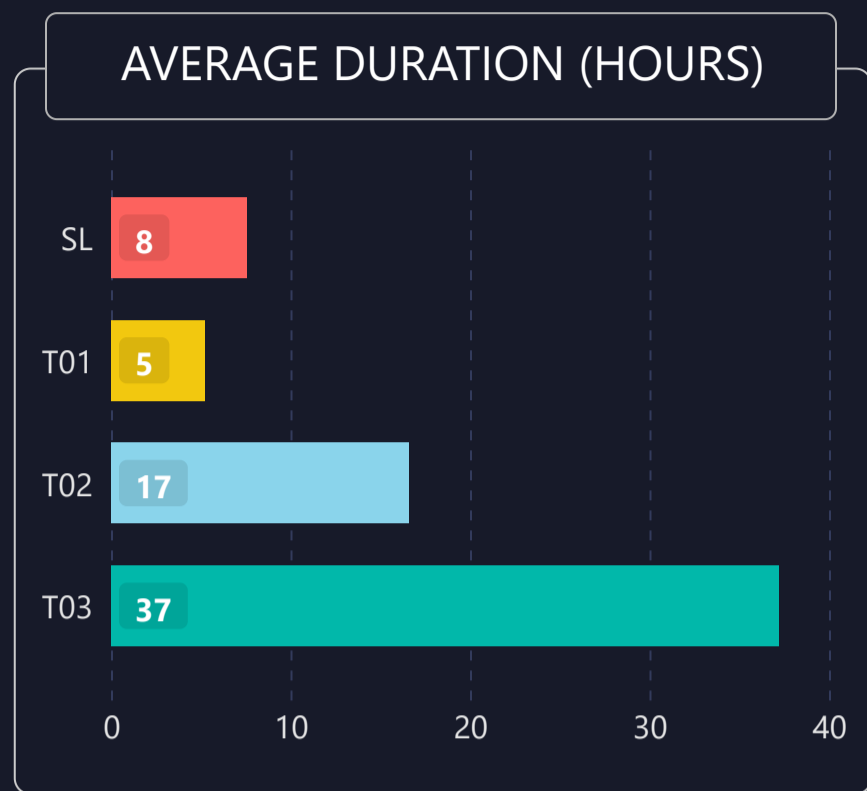


# LIST OF ALL TRADES

Signal Date	Pair	Lev.	Buy Rate	Target 1	Target 2	Target 3	Stop Loss	Man. Close	Dur. (hours)	Final P/L
30.06.2024	ETH/USDT	50	3389.5200	3426.8000	3504.7600	3575.9400	3335.29000		15,00	%170,0 ▲
30.06.2024	BTC/USDT	50	61597.0000	62213.0000	63691.3000	65785.6000	60673.00000		16,03	%170,0 ▲
2.07.2024	ETH/USDT	50	3431.3900	3393.6400	3314.7200	3242.6600	3486.29000		38,10	%275,0 ▲
5.07.2024	ETH/USDT	50	3087.0500	3053.0900	2982.0900	2917.2600	3136.44000		0,05	%55,0 ▲
6.07.2024	ETH/USDT	50	3022.0800	3055.3200	3124.8300	3188.2900	2973.73000		1,06	%55,0 ▲
7.07.2024	ETH/USDT	50	2979.2000	2946.4300	2877.9100	2815.3400	3026.87000		9,89	%170,0 ▲
7.07.2024	BTC/USDT	50	56890.0000	56321.1000	54955.7000	53021.5000	57743.40000		9,78	%170,0 ▲
8.07.2024	BTC/USDT	50	56987.2000	57557.1000	58924.8000	60862.3000	56132.40000		0,15	%50,0 ▲
8.07.2024	ETH/USDT	50	2955.6400	2923.1300	2855.1500	2793.0800	3002.93000		0,04	%55,0 ▲
9.07.2024	ETH/USDT	50	3040.5400	3073.9900	3143.9200	3207.7700	2991.89000		0,11	%55,0 ▲
10.07.2024	ETH/USDT	50	3037.6800	3004.2700	2934.4000	2870.6100	3086.28000		3,56	-%80,0 ▼
10.07.2024	ETH/USDT	50	3124.5800	3158.9500	3230.8200	3296.4300	3074.59000		22,84	-%80,0 ▼
11.07.2024	ETH/USDT	50	3061.5600	3027.8800	2957.4700	2893.1700	3110.54000		3,97	-%80,0 ▼
11.07.2024	BTC/USDT	50	58481.0000	59065.8000	60469.4000	62457.7000	57603.80000		1,27	%50,0 ▲
11.07.2024	ETH/USDT	50	3115.2200	3149.4900	3221.1400	3286.5600	3065.38000		2,55	%55,0 ▲
11.07.2024	ETH/USDT	50	3105.9700	3071.8000	3000.3700	2935.1400	3155.67000		5,30	%55,0 ▲
12.07.2024	BTC/USDT	50	56817.0000	56248.8000	54885.2000	52953.4000	57669.30000		12,00	-%75,0 ▼
12.07.2024	ETH/USDT	50	3095.8600	3061.8100	2990.6000	2925.5900	3127.58000		9,33	-%51,2 ▼
12.07.2024	BTC/USDT	50	57900.9000	58479.9000	59869.5000	61838.2000	57032.40000		4,25	%50,0 ▲
13.07.2024	ETH/USDT	50	3127.5800	3161.9800	3233.9200	3299.6000	3077.54000		29,09	%275,0 ▲
15.07.2024	BTC/USDT	50	60942.5000	61551.9000	63014.5000	65086.6000	60028.40000		18,47	%340,0 ▲
17.07.2024	BTC/USDT	50	64016.3000	63376.1000	61839.7000	59663.2000	64976.50000		9,39	-%75,0 ▼
18.07.2024	ETH/USDT	50	3419.1900	3381.5800	3302.9400	3231.1300	3435.05000		0,90	%55,0 ▲
19.07.2024	ETH/USDT	50	3435.0500	3472.8400	3551.8400	3623.9800	3407.30000		14,00	-%40,4 ▼
19.07.2024	ETH/USDT	50	3407.3000	3369.8200	3291.4500	3219.9000	3428.76000		12,83	-%31,5 ▼
19.07.2024	ETH/USDT	50	3428.7600	3466.4800	3545.3400	3617.3400	3373.90000		0,67	%55,0 ▲
19.07.2024	BTC/USDT	50	64652.0000	65298.5000	66850.2000	69048.3000	63682.20000		2,31	%170,0 ▲
21.07.2024	BTC/USDT	50	65826.8000	65168.5000	63588.7000	61350.6000	66814.20000		0,30	-%75,0 ▼
21.07.2024	ETH/USDT	50	3495.0600	3456.6100	3376.2300	3302.8300	3550.98000		12,71	%55,0 ▲
22.07.2024	ETH/USDT	50	3538.0000	3576.9200	3658.2900	3732.5900	3481.39000		8,45	-%80,0 ▼
23.07.2024	ETH/USDT	50	3440.3200	3402.4800	3323.3500	3251.1000	3495.37000		0,80	-%80,0 ▼
23.07.2024	ETH/USDT	50	3445.1900	3407.2900	3328.0500	3255.7000	3489.86000		10,33	-%64,8 ▼
24.07.2024	BTC/USDT	50	66830.0000	67498.3000	69102.2000	71374.4000	65827.60000		5,09	-%75,0 ▼
24.07.2024	ETH/USDT	50	3466.0700	3504.2000	3583.9200	3656.7000	3440.01000		3,67	-%37,6 ▼
24.07.2024	ETH/USDT	50	3440.0100	3402.1700	3323.0500	3250.8100	3495.05000		6,86	%275,0 ▲
25.07.2024	BTC/USDT	50	64604.0000	63958.0000	62407.5000	60210.9000	65573.10000		1,47	%50,0 ▲
26.07.2024	ETH/USDT	50	3279.3900	3315.4600	3390.8900	3459.7600	3226.92000		17,41	%55,0 ▲
27.07.2024	BTC/USDT	50	67215.1000	66542.9000	64929.8000	62644.5000	68223.30000		0,80	-%75,0 ▼
28.07.2024	BTC/USDT	50	68222.5000	68904.7000	70542.1000	72861.6000	67199.20000		5,57	%50,0 ▲
29.07.2024	BTC/USDT	50	68191.7000	67509.8000	65873.2000	63554.7000	69214.60000		5,44	%170,0 ▲
30.07.2024	ETH/USDT	50	3285.9600	3249.8100	3174.2400	3105.2300	3338.54000		4,76	-%80,0 ▼
30.07.2024	ETH/USDT	50	3352.0600	3388.9300	3466.0300	3536.4200	3308.34000		6,50	-%65,2 ▼
30.07.2024	ETH/USDT	50	3308.3400	3271.9500	3195.8600	3126.3800	3361.27000		4,34	%55,0 ▲
31.07.2024	ETH/USDT	50	3294.8000	3258.5600	3182.7800	3113.5900	3347.52000		3,19	%55,0 ▲



# 1) DETAILED STATS OF TARGETS (T1, T2, T3 etc.)



# 2) TARGET DURATION vs PROFIT/LOSS SCATTER CHART

Targets ● SL ● T01 ● T02 ● T03

