




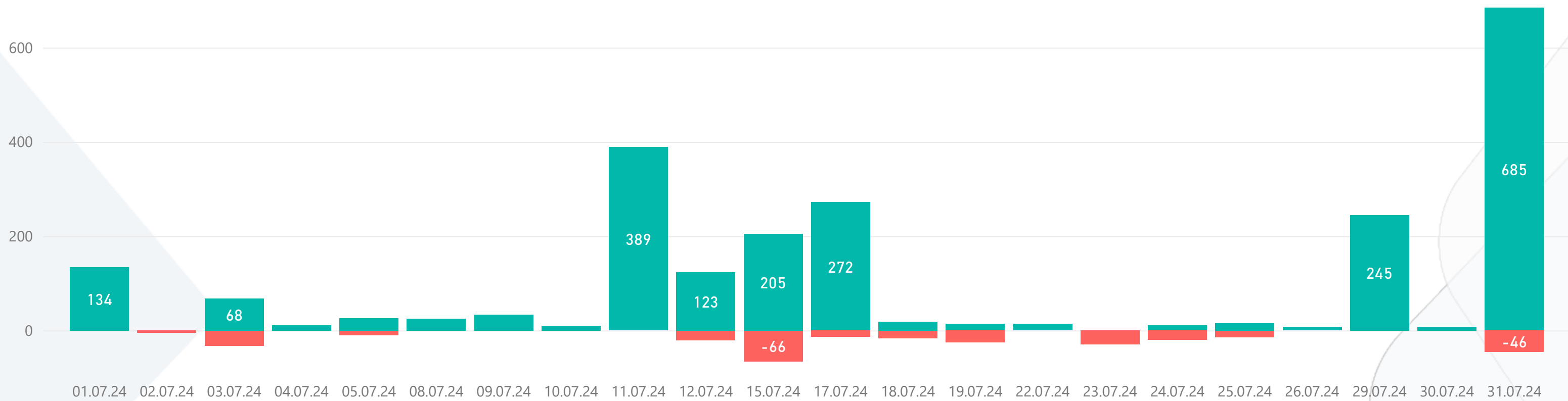
ALTFX REPORT 2024 JULY

~TOTAL PIPS~
2015



1) WIN & LOSS CHART

Win/Loss ● Loss ● Win



2) TOP WIN & LOSS TRADES

Date	Pair	Buy Rate	Sell Rate	+ Pips	Dur. (hours)
31.07.2024	USTEC/USD	18720.0000	19080.00	360	14,0
31.07.2024	XTI/USD	77.3500	79.55	220	10,8
29.07.2024	USTEC/USD	18980.0000	19200.00	220	67,9
11.07.2024	NZD/JPY	98.440	96.64000	180	6,8
11.07.2024	EUR/USD	1.0760	1.09	100	192,3

Date	Pair	Buy Rate	Sell Rate	- Pips	Dur. (hours)
31.07.2024	EUR/CHF	0.9578	0.95420	-36	22,5
3.07.2024	GBP/USD	1.2662	1.27	-26	15,9
15.07.2024	XAU/USD	2406.6255	2409.21	-26	0,6
12.07.2024	AUD/NZD	1.1085	1.11058	-20	50,8
23.07.2024	EUR/USD	1.0880	1.09	-20	28,1

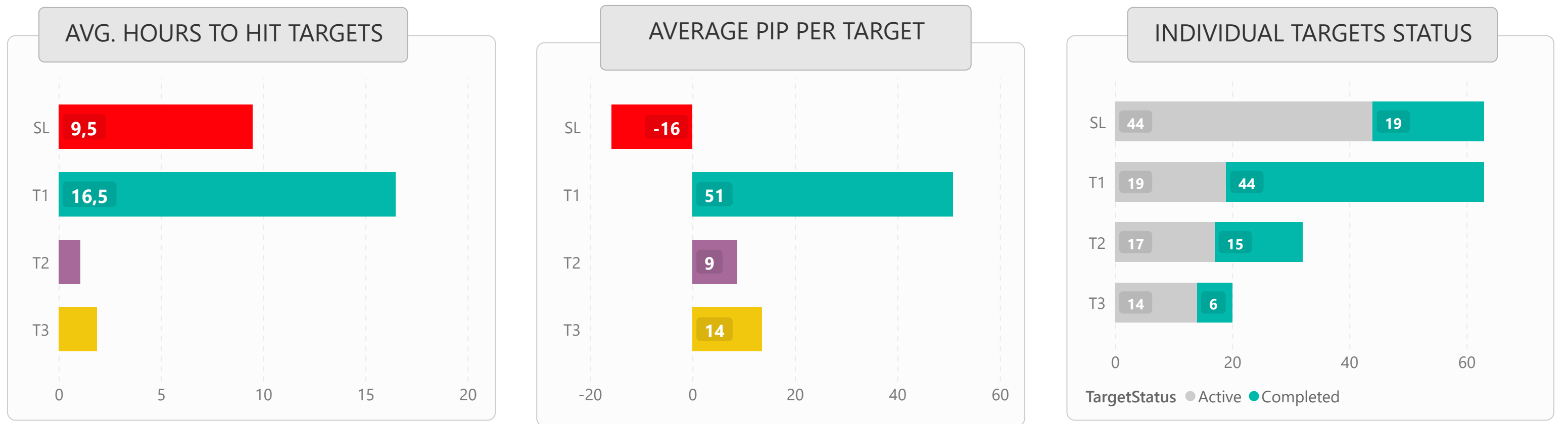


LIST OF ALL TRADES

Signal Date	Pair	Long/Short	Buy Rate	T1 Rate	T2 Rate	T3 Rate	Stoploss Rate	Pips	Dur. (Hours)
1.07.2024	GBP/USD	Long	1.2666	1.2671	1.2676	1.2680	1.2657	14	0,9
1.07.2024	USTEC/USD	Short	19690.0000	19570.0000			19790.0000	120	0,2
2.07.2024	GBP/USD	Short	1.2662	1.2502			1.2688	-26	15,9
2.07.2024	AUD/USD	Short	0.6658	0.6653	0.6650	0.6647	0.6663	-5	0,7
3.07.2024	AUD/CHF	Short	0.6039	0.6037	0.6035	0.6033	0.6042	-3	0,3
3.07.2024	GBP/CHF	Short	1.1482	1.1478	1.1474		1.1489	8	0,2
3.07.2024	EUR/USD	Long	1.0752	1.0812			1.0729	60	6,2
3.07.2024	AUD/CHF	Long	0.6030	0.6033	0.6035	0.6037	0.6027	-3	0,1
3.07.2024	EUR/USD	Long	1.0760	1.0860			1.0752	100	192,3
4.07.2024	NZD/JPY	Long	98.550	98.569	98.586	98.605	98.513	4	0,2
4.07.2024	GBP/CHF	Long	1.1474	1.1478	1.1481		1.1469	8	1,2
5.07.2024	EUR/GBP	Short	0.8470	0.8455			0.8515	15	3,2
5.07.2024	EUR/NZD	Long	1.7680	1.7683	1.7686		1.7674	6	0,3
5.07.2024	EUR/USD	Long	1.0830	1.0920			1.0820	-10	0,8
5.07.2024	EUR/USD	Long	1.0820	1.0825			1.0810	5	2,4
8.07.2024	NZD/CAD	Long	0.8364	0.8366	0.8368	0.8369	0.8361	2	0,4
8.07.2024	AUD/CAD	Short	0.9196	0.9194	0.9193		0.9198	3	0,2
8.07.2024	GBP/USD	Short	1.2830	1.2810			1.2867	20	2,7
9.07.2024	AUD/NZD	Short	1.1013	1.0993			1.1048	20	7,0
9.07.2024	GBP/USD	Long	1.2798	1.2804	1.2808	1.2812	1.2792	14	1,5
9.07.2024	EUR/USD	Long	1.0820	1.0830			1.0800	10	30,1
9.07.2024	EUR/USD	Long	1.0815	1.0920			1.0800	105	139,7
10.07.2024	AUD/NZD	Short	1.1085	1.1064	1.1051		1.1106	-20	50,8
10.07.2024	GBP/USD	Long	1.2790	1.2890			1.2770	100	27,8
11.07.2024	NZD/JPY	Short	98.440	96.640			99.020	180	6,8
11.07.2024	AUD/CAD	Long	0.9209	0.9211	0.9213		0.9207	3	1,1
11.07.2024	GBP/USD	Long	1.2873	1.2876	1.2879		1.2870	6	0,6
11.07.2024	GBP/USD	Long	1.2875	1.2975			1.2855	100	26,2
12.07.2024	AUD/USD	Long	0.6773	0.6776	0.6779	0.6781	0.6769	3	1,8
12.07.2024	GBP/USD	Long	1.2940	1.3020			1.2920	80	117,2
12.07.2024	GBP/USD	Long	1.2960	1.2980			1.2940	20	0,5
15.07.2024	XAU/USD	Short	2406.6255	2404.0010	2402.3400		2409.2070	-26	0,6
15.07.2024	USD/JPY	Short	157.900	156.900			158.100	-20	1,2
15.07.2024	GBP/USD	Long	1.2985	1.3085			1.2965	-20	8,3
15.07.2024	USD/JPY	Short	158.100	157.300			158.300	80	6,0
15.07.2024	GBP/USD	Long	1.2970	1.2990			1.2950	20	0,9
16.07.2024	GBP/USD	Long	1.2960	1.3040			1.2940	80	24,2
16.07.2024	GBP/USD	Long	1.2950	1.3040			1.2930	90	20,9
17.07.2024	GBP/AUD	Short	1.9313	1.9299	1.9291		1.9327	22	0,8
17.07.2024	AUD/CHF	Long	0.5988	0.5999	0.6007		0.5974	-14	3,2
17.07.2024	EUR/USD	Long	1.0937	1.1037			1.0920	-17	19,0
18.07.2024	GBP/AUD	Short	1.9294	1.9285	1.9279		1.9303	16	1,0
18.07.2024	AUD/NZD	Short	1.1094	1.1091	1.1089	1.1088	1.1096	3	0,1
18.07.2024	EUR/USD	Long	1.0913	1.1013			1.0893	-20	21,6
19.07.2024	AUD/CAD	Long	0.9172	0.9178	0.9182	0.9186	0.9166	14	3,2
19.07.2024	EUR/USD	Short	1.0885	1.0882	1.0879	1.0875	1.0891	-5	1,1
22.07.2024	EUR/USD	Long	1.0880	1.0980			1.0860	-20	28,1
22.07.2024	NZD/CAD	Short	0.8245	0.8239	0.8235	0.8231	0.8252	14	3,9
23.07.2024	EUR/AUD	Long	1.6412	1.6417	1.6421	1.6426	1.6403	-9	0,6
24.07.2024	GBP/USD	Short	1.2900	1.2800			1.2920	-20	2,9
24.07.2024	AUD/CHF	Short	0.5858	0.5853	0.5850	0.5847	0.5862	11	0,9
25.07.2024	AUD/CHF	Short	0.5784	0.5778	0.5773	0.5769	0.5791	15	0,9
25.07.2024	GBP/AUD	Long	1.9736	1.9747	1.9756	1.9764	1.9722	-14	1,4
26.07.2024	AUD/CHF	Long	0.5789	0.5796	0.5801	0.5806	0.5781	7	0,4
26.07.2024	USTEC/USD	Long	18980.0000	19200.0000			18780.0000	220	67,9
29.07.2024	GBP/USD	Short	1.2859	1.2834	1.2819	1.2804	1.2879	25	0,7
30.07.2024	GBP/AUD	Short	1.9619	1.9612	1.9606	1.9601	1.9627	8	0,5
30.07.2024	EUR/CHF	Long	0.9578	0.9730			0.9542	-36	22,5
30.07.2024	USTEC/USD	Long	18720.0000	19080.0000			18490.0000	360	14,0
31.07.2024	AUD/CAD	Short	0.8990	0.8985	0.8982		0.8996	5	0,2
31.07.2024	EUR/AUD	Long	1.6635	1.6645	1.6652	1.6658	1.6626	-10	0,6
31.07.2024	XTI/USD	Long	77.3500	79.5500			74.9300	220	10,8
31.07.2024	EUR/AUD	Short	1.6675	1.6575			1.6695	100	5,4



1) DETAILED STATS OF TARGETS (T1, T2, T3 etc.)



2) TARGET DURATION vs PROFIT/LOSS SCATTER CHART

