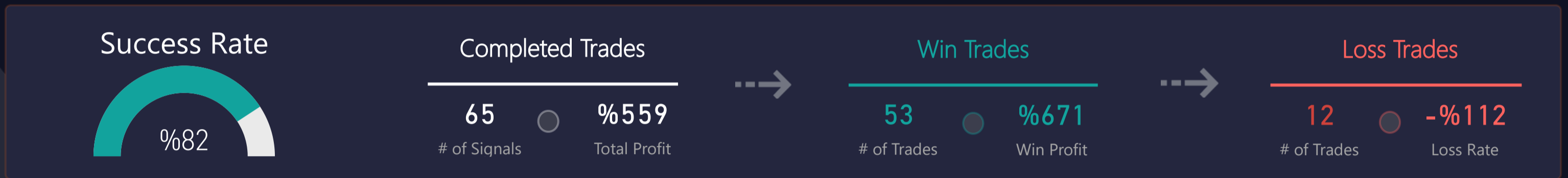




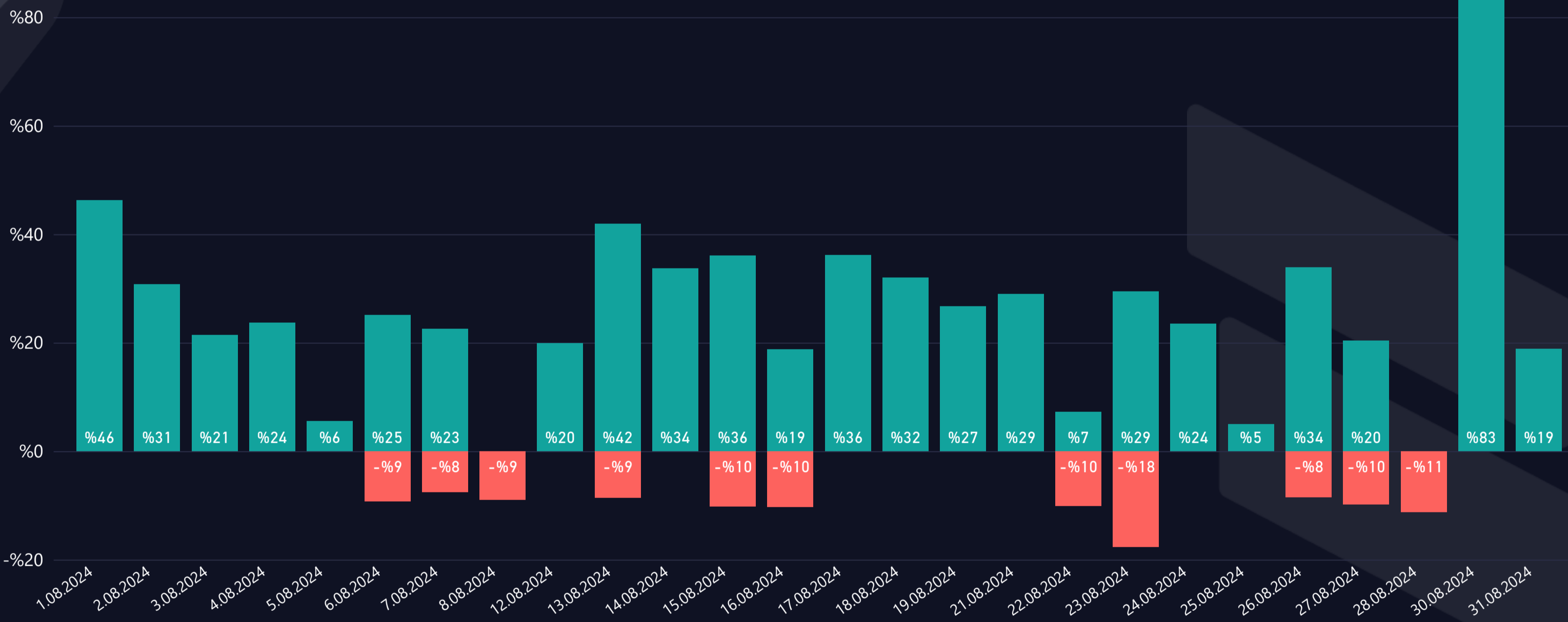
t.me/altsignals

ALTSIGNALS BINANCE FUTURES REPORT 2024 AUGUST



WIN & LOSS CHART

Win/Loss ● Loss ● Win



TOP WIN & LOSS TRADES

Realization Date	Pair	Final Profit	Duration (hours)	Final Target
30.08.2024	TIA/USDT	%25,6	18,54	T05
6.08.2024	GALA/USDT	%25,1	2,81	T05
2.08.2024	LTC/USDT	%24,2	4,60	T05
24.08.2024	TIA/USDT	%23,5	6,06	T04
7.08.2024	ETH/USDT	%22,6	1,28	T05

Realization Date	Pair	Total Loss	Duration (hours)
28.08.2024	1000PEPE/USDT	-%11,2	5,00
16.08.2024	BTC/USDT	-%10,3	5,46
15.08.2024	GALA/USDT	-%10,2	1,12
22.08.2024	RARE/USDT	-%10,1	0,63
23.08.2024	KLAY/USDT	-%10,1	28,10

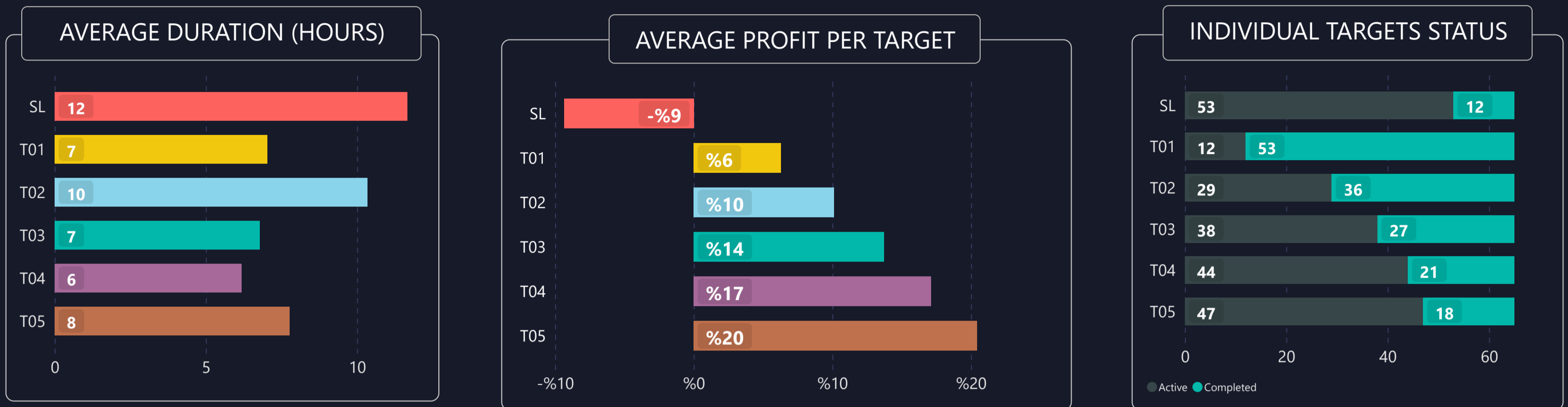


LIST OF ALL TRADES

Signal Date	Pair	Lev.	Buy Rate	Target 1	Target 2	Target 3	Target 4	Stop Loss	Man. Close	Dur. (hours)	Final P/L
31.07.2024	TIA/USDT	3	5.4683	5.3267	5.2677	5.2153	5.1587	5.69000		21,31	%20,1 ▲
1.08.2024	SUI/USDT	9	0.7045	0.7082	0.7118	0.7152	0.7166	0.69220		1,31	%4,6 ▲
1.08.2024	BTC/USDT	8	64718.5720	64100.0000	63820.0000	63520.0000	63250.0000	65900.00000		4,58	%21,5 ▲
2.08.2024	BTC/USDT	4	64334.3576	65380.0000	66004.0000	66619.0000	67225.0000	61350.00000		3,18	%6,5 ▲
2.08.2024	LTC/USDT	5	68.4250	66.9200	66.4500	66.0000	65.5800	69.70000		4,43	%24,2 ▲
3.08.2024	1000PEPE/USDT	3	0.0095	0.0092	0.0091	0.0090	0.0089	0.00993		5,51	%21,4 ▲
4.08.2024	AEVO/USDT	5	0.3816	0.3794	0.3769	0.3745	0.3727	0.39040		0,07	%2,9 ▲
4.08.2024	ORDI/USDT	3	29.5537	28.9000	28.5500	28.2100	27.8500	31.15000		3,72	%20,7 ▲
5.08.2024	AXS/USDT	2	4.3500	4.1000	4.0300	3.9600	3.8950	4.55000		14,47	-%9,2 ▼
5.08.2024	OP/USDT	2	1.1124	1.0815	1.0590	1.0361	1.0175	1.20800		0,71	%5,6 ▲
6.08.2024	BTC/USDT	2	56600.0000	53730.0000	52940.0000	52110.0000	51330.0000	59140.00000		53,97	-%9,0 ▼
6.08.2024	GALA/USDT	5	0.0163	0.0166	0.0167	0.0169	0.0170	0.01594		2,65	%25,1 ▲
7.08.2024	SOL/USDT	5	150.4900	152.5200	153.4580	154.3880	155.0540	148.22900		0,25	-%7,5 ▼
7.08.2024	ETH/USDT	9	2536.6150	2512.8900	2502.0000	2491.0000	2483.0000	2563.57000		0,82	%22,6 ▲
11.08.2024	BTC/USDT	9	61323.1575	60849.0000	60588.0000	60341.0000	60155.0000	62004.00000		55,94	%14,4 ▲
12.08.2024	BTC/USDT	7	59753.5241	59208.0000	58941.0000	58596.0000	58340.0000	61050.00000		0,76	%19,9 ▲
12.08.2024	ETH/USDT	4	2609.1780	2648.0000	2670.0000	2697.0000	2718.0000	2500.00000		2,16	%20,1 ▲
13.08.2024	ETH/USDT	5	2670.0000	2613.0000	2598.0000	2580.0000	2565.0000	2716.00000		5,33	-%8,6 ▼
13.08.2024	NOT/USDT	4	0.0112	0.0110	0.0109	0.0109	0.0108	0.01144		4,31	%7,4 ▲
14.08.2024	NOT/USDT	4	0.0117	0.0119	0.0121	0.0122	0.0123	0.01138		1,96	%8,2 ▲
14.08.2024	FLOKI/USDT	5	0.0001	0.0001	0.0001	0.0001	0.0001	0.00012		0,99	%12,6 ▲
14.08.2024	ADA/USDT	9	0.3395	0.3411	0.3419	0.3428	0.3436	0.33590		1,54	%13,0 ▲
14.08.2024	MAV/USDT	4	0.1790	0.1840	0.1856	0.1875	0.1890	0.17400		22,39	%14,7 ▲
15.08.2024	GALA/USDT	3	0.0169	0.0162	0.0160	0.0157	0.0156	0.01745		1,12	-%10,2 ▼
15.08.2024	UNI/USDT	9	6.2363	6.2650	6.2950	6.3230	6.3450	6.13500		0,69	%8,5 ▲
15.08.2024	PYTH/USDT	5	0.2859	0.2891	0.2910	0.2932	0.2950	0.27700		1,06	%12,8 ▲
16.08.2024	BTC/USDT	6	58500.0000	57476.0000	57182.0000	56800.0000	56490.0000	59500.00000		5,46	-%10,3 ▼
16.08.2024	FLOKI/USDT	5	0.0001	0.0001	0.0001	0.0001	0.0001	0.00012		3,42	%18,7 ▲
17.08.2024	BANANA/USDT	2	59.9732	59.3900	58.7300	58.1100	57.6200	62.27000		0,15	%1,9 ▲
17.08.2024	BANANA/USDT	3	55.2165	56.0600	56.8400	57.6600	58.2800	52.40000		5,58	%4,6 ▲
17.08.2024	BANANA/USDT	4	61.3102	62.0200	62.6900	63.3800	63.8700	58.94000		0,19	%4,6 ▲
17.08.2024	BANANA/USDT	3	60.5810	59.3900	58.7300	58.1100	57.6200	62.27000		0,17	%5,9 ▲
17.08.2024	SUI/USDT	4	0.8249	0.8416	0.8505	0.8590	0.8657	0.80100		5,29	%12,4 ▲
17.08.2024	TNSR/USDT	6	0.3499	0.3532	0.3554	0.3577	0.3592	0.34290		1,62	%19,1 ▲
18.08.2024	1000/USDT	4	0.0075	0.0076	0.0076	0.0077	0.0078	0.00722		1,55	%5,3 ▲
18.08.2024	JUP/USDT	6	0.7860	0.7778	0.7729	0.7682	0.7646	0.79980		1,77	%6,2 ▲
18.08.2024	BTC/USDT	10	59769.9798	59996.0000	60112.0000	60254.0000	60369.0000	59230.00000		1,18	%8,1 ▲
19.08.2024	1000PEPE/USDT	4	0.0074	0.0073	0.0072	0.0071	0.0071	0.00762		4,02	%6,2 ▲
19.08.2024	SUI/USDT	6	0.8456	0.8409	0.8359	0.8310	0.8272	0.86330		0,16	%6,9 ▲
19.08.2024	AEVO/USDT	5	0.3423	0.3352	0.3330	0.3303	0.3281	0.35000		4,43	%13,6 ▲
21.08.2024	1000BONK/USDT	5	0.0182	0.0180	0.0179	0.0177	0.0176	0.01882		3,09	%14,0 ▲
21.08.2024	ETH/USDT	9	2586.5629	2573.0300	2561.9500	2551.6500	2543.7500	2621.87000		2,89	%14,9 ▲
22.08.2024	RARE/USDT	4	0.2496	0.2552	0.2578	0.2604	0.2623	0.24330		0,63	-%10,1 ▼
22.08.2024	KLAY/USDT	4	0.1692	0.1730	0.1748	0.1766	0.1779	0.16490		28,10	-%10,1 ▼
22.08.2024	SOL/USDT	12	142.9011	143.4900	143.7660	144.1130	144.4020	141.60000		2,72	%7,3 ▲
22.08.2024	FLOKI/USDT	5	0.0001	0.0001	0.0001	0.0001	0.0001	0.00013		181,22	%9,4 ▲
23.08.2024	ORDI/USDT	5	32.4820	32.0560	31.8500	31.6470	31.5060	32.97800		2,59	-%7,6 ▼
23.08.2024	MATIC/USDT	4	0.5313	0.5265	0.5222	0.5178	0.5146	0.54670		3,23	%10,1 ▲
23.08.2024	FLOKI/USDT	9	0.0001	0.0001	0.0001	0.0001	0.0001	0.00014		3,92	%19,3 ▲
24.08.2024	TIA/USDT	7	5.9716	6.0841	6.1189	6.1444	6.1721	5.87650		5,82	%23,5 ▲
25.08.2024	MATIC/USDT	5	0.5320	0.5417	0.5445	0.5480	0.5508	0.52300		14,68	-%8,5 ▼
25.08.2024	TRB/USDT	5	76.8428	76.0780	75.4170	74.7790	74.3180	79.00000		2,26	%5,0 ▲
26.08.2024	BTC/USDT	10	63724.8689	63202.0000	62983.0000	62695.0000	62481.0000	0.00000		0,34	%8,2 ▲
26.08.2024	APT/USDT	10	7.2001	7.1608	7.1299	7.1010	7.0788	7.29640		0,78	%9,7 ▲
26.08.2024	XRP/USDT	11	0.5975	0.5947	0.5933	0.5916	0.5902	0.60400		2,13	%16,0 ▲
27.08.2024	NOT/USDT	3	0.0089	0.0086	0.0085	0.0084	0.0083	0.00917		8,27	-%9,8 ▼
27.08.2024	1000PEPE/USDT	5	0.0085	0.0084	0.0083	0.0083	0.0082	0.00873		2,92	%20,4 ▲
28.08.2024	1000PEPE/USDT	4	0.0078	0.0081	0.0082	0.0083	0.0084	0.00762		5,00	-%11,2 ▼
29.08.2024	BNB/USDT	6	543.1353	535.7500	532.6800	529.0000	525.9100	556.15000		19,76	%22,4 ▲
29.08.2024	TIA/USDT	4	4.8401	4.7326	4.6789	4.6260	4.5877	4.97290		10,08	%25,6 ▲
30.08.2024	1000PEPE/USDT	4	0.0078	0.0077	0.0076	0.0076	0.0075	0.00799		5,29	%7,9 ▲
30.08.2024	ETH/USDT	5	2534.7399	2501.0000	2485.0000	2469.0000	2457.0000	2574.00000		3,82	%17,9 ▲
31.08.2024	WLD/USDT	4	1.4891	1.4980	1.5076	1.5168	1.5235	1.45660		4,46	%2,4 ▲
31.08.2024	WIF/USDT	3	1.5340	1.5094	1.4970	1.4822	1.4703	1.59000		1,37	%4,8 ▲
31.08.2024	NEAR/USDT	4	4.1048	4.0594	4.0371	4.0077	3.9849	4.21500		2,79	%11,7 ▲



1) DETAILED STATS OF TARGETS (T1, T2, T3 etc.)



2) TARGET DURATION vs PROFIT/LOSS SCATTER CHART

