



t.me/altsignals

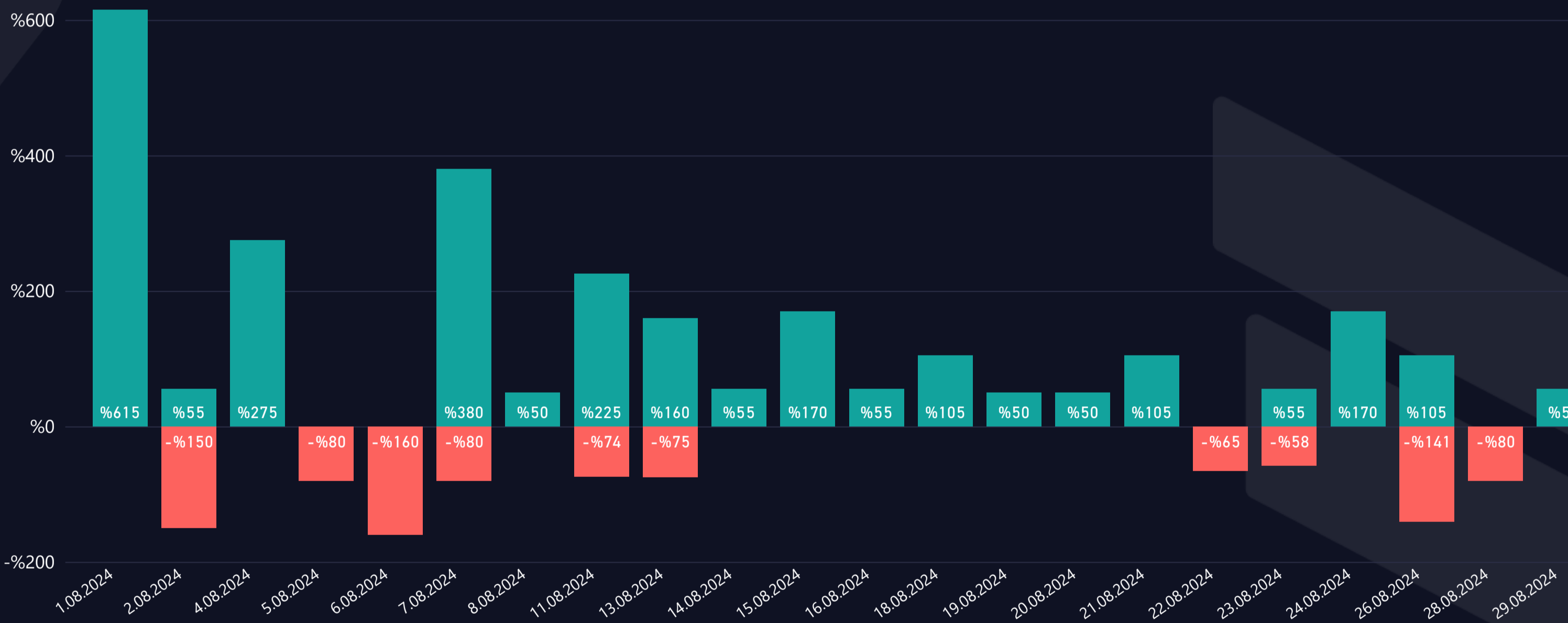
# ALTSIGNALS BINANCE HIGH LEV. VIP REPORT 2024 AUGUST

**TOTAL PROFIT**  
**%1773**

<b>Success Rate</b> <p><b>%68</b></p>	<b>Completed Trades</b> <p><b>40</b> # of Signals</p> <p><b>%1773</b> Total Profit</p>	<b>Win Trades</b> <p><b>27</b> # of Trades</p> <p><b>%2735</b> Win Profit</p>	<b>Loss Trades</b> <p><b>13</b> # of Trades</p> <p><b>-%962</b> Loss Rate</p>
--	---	--	--

## WIN & LOSS CHART

Win/Loss ● Loss ● Win



## TOP WIN & LOSS TRADES

Realization Date	Pair	Final Profit	Duration (hours)	Final Target
1.08.2024	BTC/USDT	%340,0	61,97	T03
7.08.2024	ETH/USDT	%275,0	6,05	T03
4.08.2024	ETH/USDT	%275,0	24,60	T03
1.08.2024	ETH/USDT	%275,0	22,69	T03
11.08.2024	BTC/USDT	%170,0	8,28	T02

Realization Date	Pair	Total Loss	Duration (hours)
7.08.2024	ETH/USDT	-%80,0	3,02
5.08.2024	ETH/USDT	-%80,0	0,43
6.08.2024	ETH/USDT	-%80,0	3,40
28.08.2024	ETH/USDT	-%80,0	0,21
6.08.2024	ETH/USDT	-%80,0	0,93

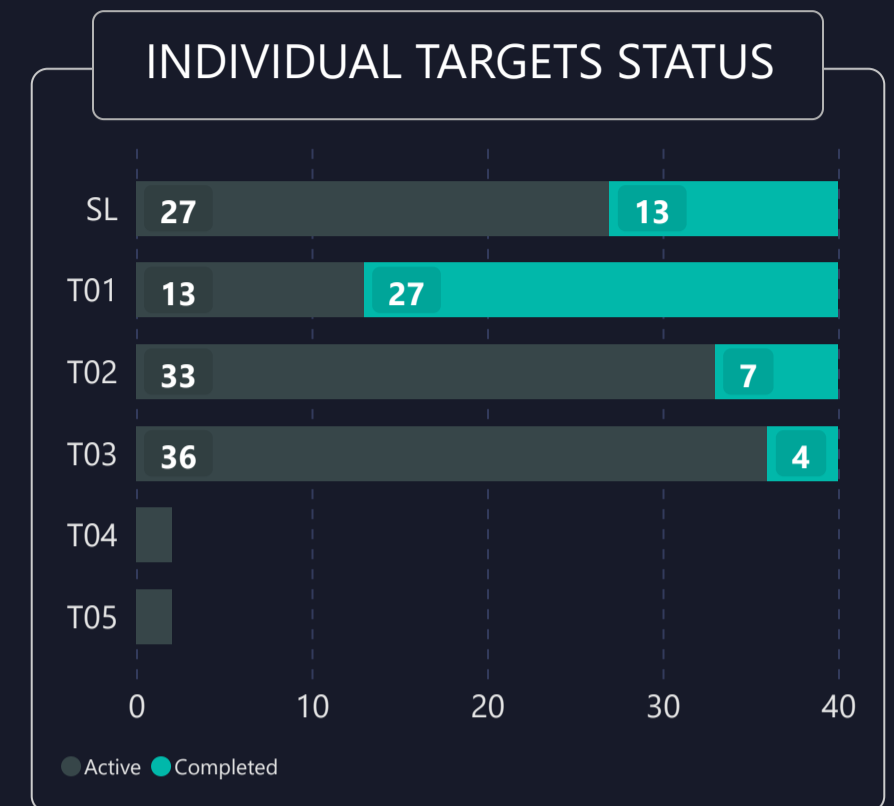
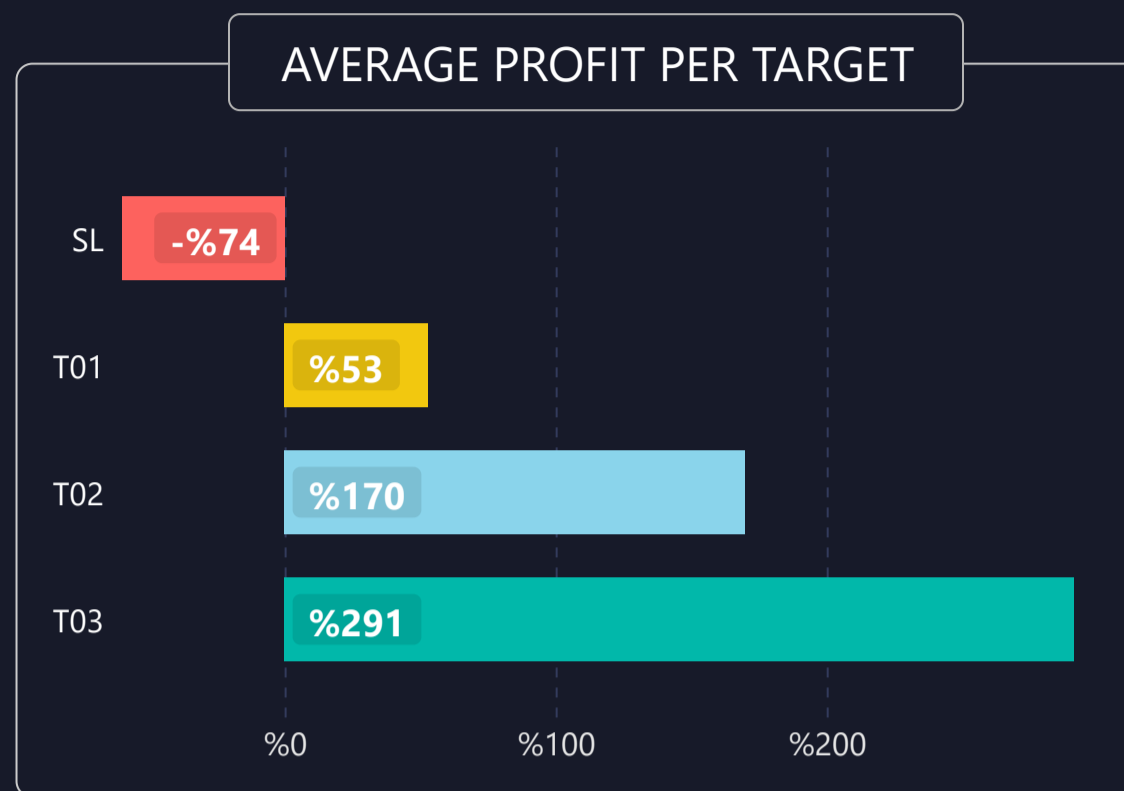
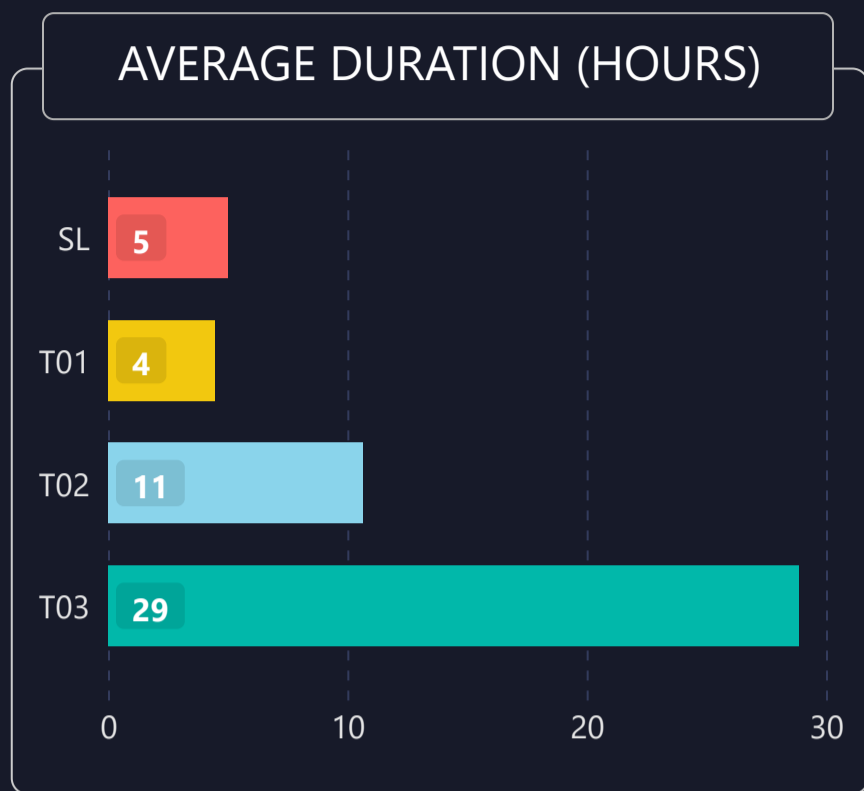


# LIST OF ALL TRADES

Signal Date	Pair	Lev.	Buy Rate	Target 1	Target 2	Target 3	Stop Loss	Man. Close	Dur. (hours)	Final P/L
29.07.2024	BTC/USDT	50	68191.7000	67509.8000	65873.2000	63554.7000	69214.60000		24,29	%340,0 ▲
31.07.2024	ETH/USDT	50	3294.8000	3258.5600	3182.7800	3113.5900	3347.52000		11,86	%275,0 ▲
2.08.2024	BTC/USDT	50	63750.1000	63112.6000	61582.6000	59415.1000	64706.40000		8,26	-%75,0 ▼
2.08.2024	BTC/USDT	50	65300.8000	65953.8000	67521.0000	69741.3000	64321.30000		4,07	-%75,0 ▼
2.08.2024	ETH/USDT	50	3164.0300	3129.2300	3056.4500	2990.0100	3214.65000		4,12	%55,0 ▲
3.08.2024	ETH/USDT	50	2975.4900	2942.7600	2874.3200	2811.8400	3023.10000		10,22	%275,0 ▲
5.08.2024	ETH/USDT	50	2373.7000	2347.5900	2292.9900	2243.1500	2411.68000		0,43	-%80,0 ▼
6.08.2024	ETH/USDT	50	2520.7700	2548.5000	2606.4800	2659.4100	2480.44000		3,40	-%80,0 ▼
6.08.2024	ETH/USDT	50	2548.3100	2576.3400	2634.9500	2688.4700	2507.54000		0,93	-%80,0 ▼
7.08.2024	ETH/USDT	50	2525.3500	2553.1300	2611.2100	2664.2400	2484.94000		3,02	-%80,0 ▼
7.08.2024	BTC/USDT	50	55230.6000	54678.3000	53352.8000	51474.9000	56059.10000		0,45	%50,0 ▲
7.08.2024	ETH/USDT	50	2450.9700	2424.0100	2367.6400	2316.1700	2490.19000		1,55	%55,0 ▲
7.08.2024	ETH/USDT	50	2464.4600	2437.3500	2380.6700	2328.9100	2503.89000		3,19	%275,0 ▲
8.08.2024	BTC/USDT	50	57134.6000	57705.9000	59077.2000	61019.8000	56277.60000		10,40	%50,0 ▲
10.08.2024	ETH/USDT	50	2598.4500	2569.8700	2510.1000	2455.5400	2636.90000		11,17	-%74,0 ▼
11.08.2024	ETH/USDT	50	2636.9000	2665.9100	2726.5500	2781.9300	2594.71000		0,30	%55,0 ▲
11.08.2024	BTC/USDT	50	60399.9000	59795.9000	58346.3000	56292.7000	61305.90000		7,63	%170,0 ▲
13.08.2024	BTC/USDT	50	58478.4000	57893.6000	56490.1000	54501.9000	59355.60000		3,38	-%75,0 ▼
13.08.2024	BTC/USDT	50	60512.1000	61117.2000	62569.5000	64626.9000	59604.40000		0,28	%50,0 ▲
13.08.2024	ETH/USDT	50	2707.6700	2737.4500	2799.7300	2856.5900	2664.35000		0,16	%55,0 ▲
13.08.2024	ETH/USDT	50	2690.0800	2719.6700	2781.5400	2838.0300	2647.04000		0,37	%55,0 ▲
14.08.2024	ETH/USDT	50	2674.4200	2645.0000	2583.4900	2527.3300	2717.21000		0,36	%55,0 ▲
14.08.2024	BTC/USDT	50	59900.0000	59301.0000	57863.4000	55826.8000	60798.50000		8,34	%170,0 ▲
16.08.2024	BTC/USDT	50	59262.1000	59854.7000	61277.0000	63291.9000	58373.20000		32,85	%50,0 ▲
16.08.2024	ETH/USDT	50	2595.3800	2566.8300	2507.1400	2452.6300	2636.91000		0,20	%55,0 ▲
17.08.2024	ETH/USDT	50	2612.3300	2641.0700	2701.1500	2756.0100	2570.53000		18,86	%55,0 ▲
19.08.2024	BTC/USDT	50	59333.5000	58740.2000	57316.2000	55298.8000	60223.50000		0,78	%50,0 ▲
20.08.2024	BTC/USDT	50	59402.0000	59996.0000	61421.7000	63441.3000	58511.00000		0,62	%50,0 ▲
21.08.2024	BTC/USDT	50	60259.0000	60861.6000	62307.8000	64356.6000	59355.10000		0,68	%50,0 ▲
21.08.2024	ETH/USDT	50	2573.6100	2545.3000	2486.1100	2432.0600	2614.79000		4,36	%55,0 ▲
22.08.2024	ETH/USDT	50	2639.6700	2668.7100	2729.4200	2784.8500	2605.16000		3,17	-%65,4 ▼
22.08.2024	ETH/USDT	50	2605.1600	2576.5000	2516.5800	2461.8800	2635.18000		10,33	-%57,6 ▼
23.08.2024	ETH/USDT	50	2635.1800	2664.1700	2724.7800	2780.1100	2593.02000		4,76	%55,0 ▲
23.08.2024	ETH/USDT	50	2724.5100	2754.4800	2817.1400	2874.3600	2680.92000		12,51	%170,0 ▲
25.08.2024	ETH/USDT	50	2737.3000	2707.1900	2644.2300	2586.7500	2778.35000		13,83	-%75,0 ▼
26.08.2024	ETH/USDT	50	2778.3500	2808.9100	2872.8100	2931.1600	2741.94000		2,67	-%65,5 ▼
26.08.2024	BTC/USDT	50	63673.0000	63036.3000	61508.1000	59343.2000	64628.10000		8,34	%50,0 ▲
26.08.2024	ETH/USDT	50	2741.9400	2711.7800	2648.7100	2591.1300	2785.81000		9,70	%55,0 ▲
28.08.2024	ETH/USDT	50	2482.6500	2455.3400	2398.2400	2346.1000	2522.37000		0,21	-%80,0 ▼
29.08.2024	ETH/USDT	50	2546.3500	2574.3600	2632.9300	2686.4000	2505.61000		5,29	%55,0 ▲



# 1) DETAILED STATS OF TARGETS (T1, T2, T3 etc.)



# 2) TARGET DURATION vs PROFIT/LOSS SCATTER CHART

Targets ● SL ● T01 ● T02 ● T03

