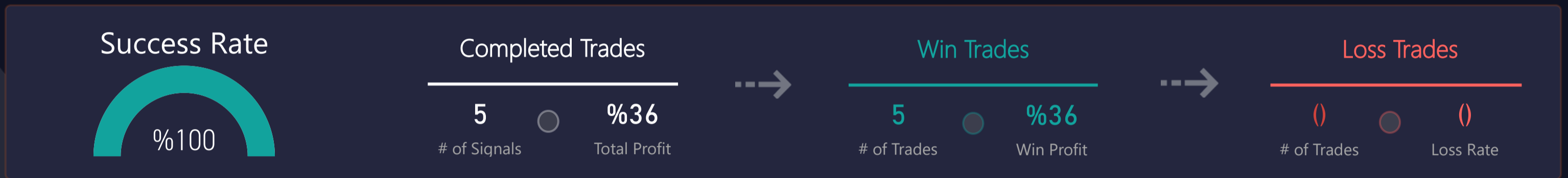




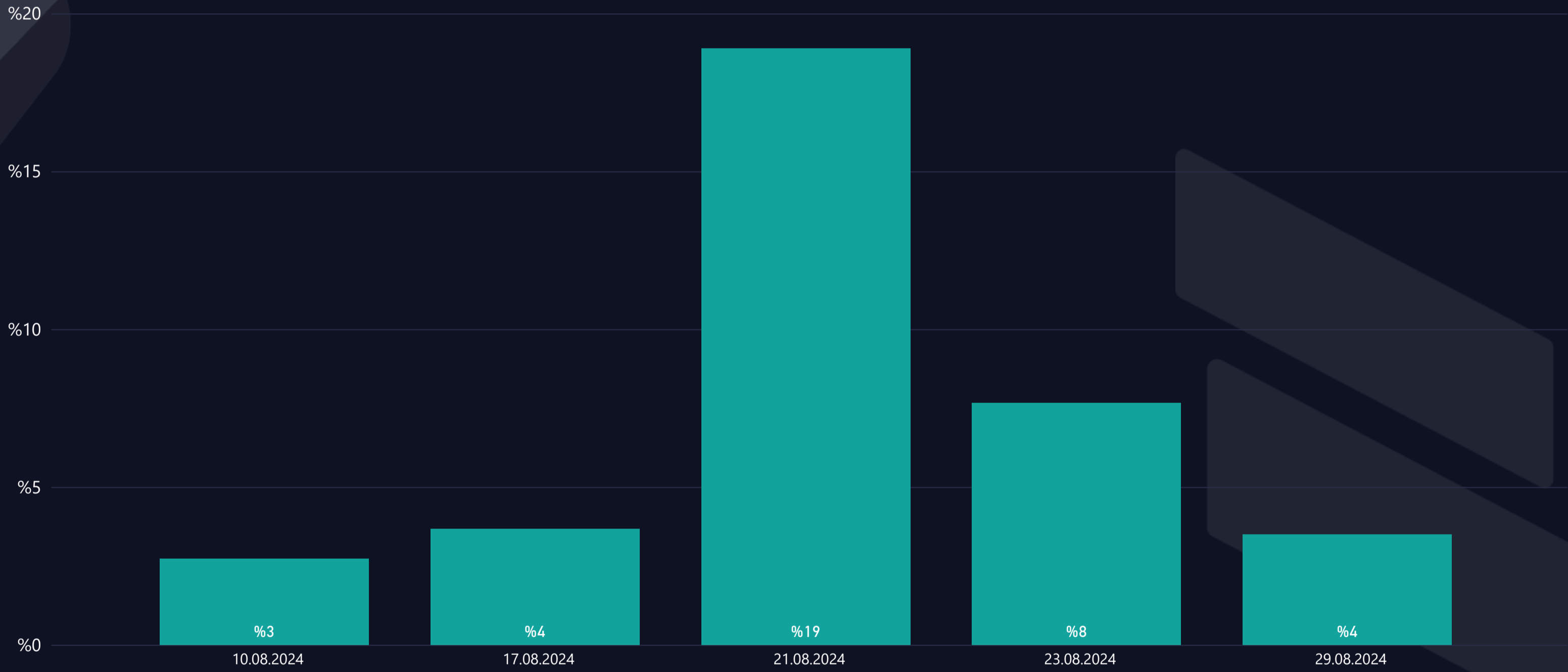
t.me/altsignals

ALTSIGNALS BINANCE SPOT VIP REPORT 2024 AUGUST



WIN & LOSS CHART

Win/Loss ● Win



TOP WIN & LOSS TRADES

Realization Date	Pair	Final Profit	Duration (days)	Final Target
21.08.2024	MATIC/USDT	%18,9	1,54	T04
23.08.2024	W/USDT	%7,7	1,82	T01
17.08.2024	TLM/USDT	%3,7	0,03	T01
29.08.2024	ROSE/USDT	%3,5	0,02	T01
10.08.2024	PEPE/USDT	%2,7	0,34	T01

Realization Date	Pair	Total Loss	Duration (days)
------------------	------	------------	-----------------

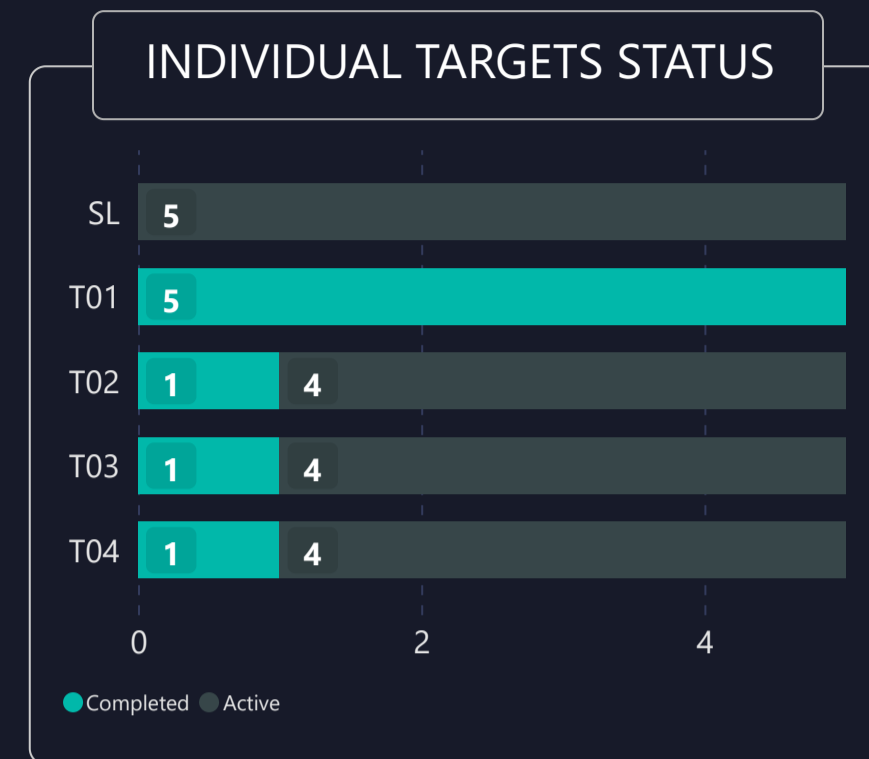
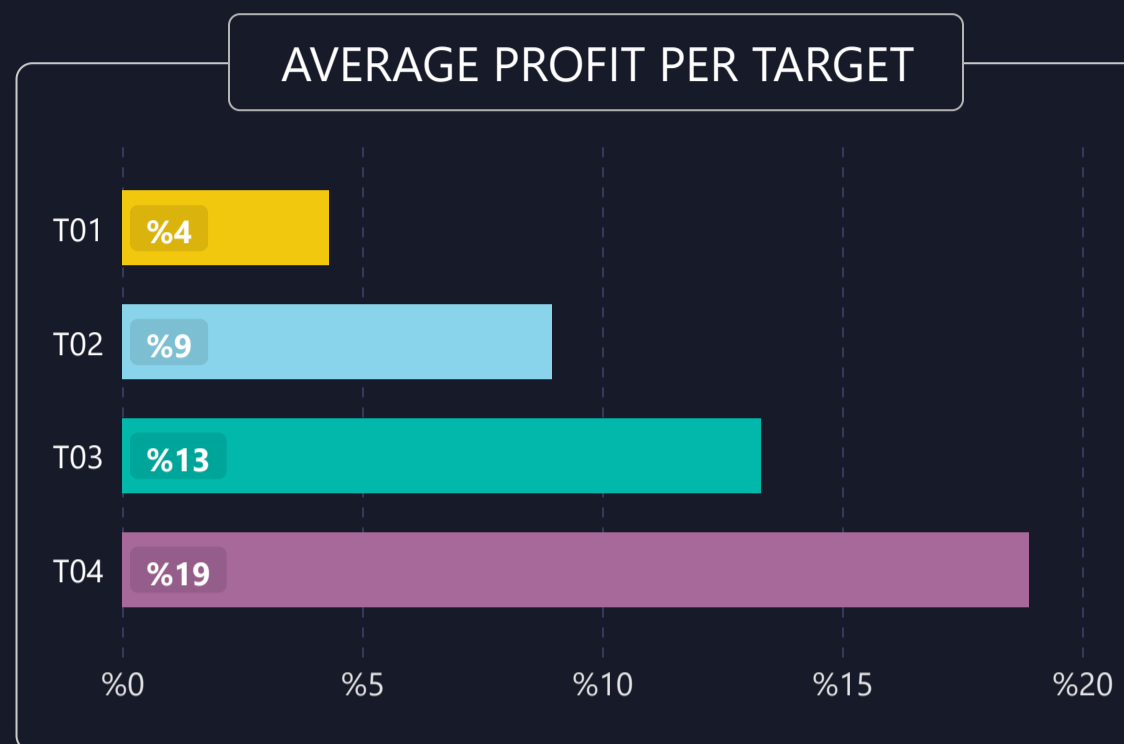
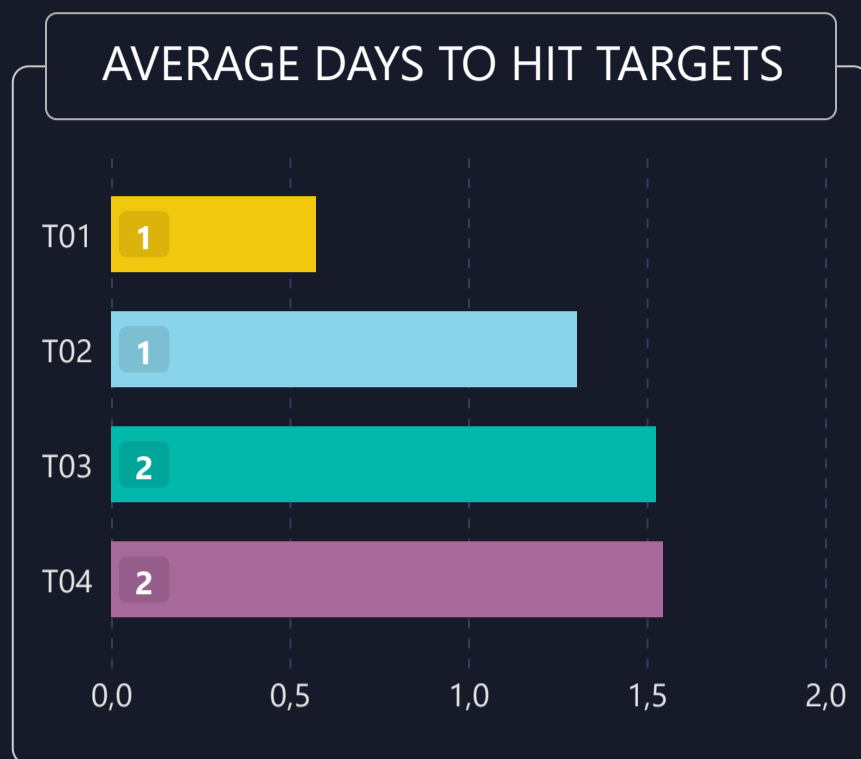


LIST OF ALL TRADES

Signal Date	Pair	Lev.	Buy Rate	Target 1	Target 2	Target 3	Target 4	Target 5	Stop Loss	Man. Close	Dur. (Days)	Final P/L
9.08.2024	PEPE/USDT	1	0.0000	0.0000	0.0000	0.0000	0.0000		0.00001		0,34	%2,7 ▲
17.08.2024	TLM/USDT	1	0.0098	0.0102	0.0110	0.0119			0.00944		0,03	%3,7 ▲
20.08.2024	MATIC/USDT	1	0.4430	0.4604	0.4826	0.5019	0.5267		0.42800		1,26	%18,9 ▲
22.08.2024	W/USDT	1	0.2450	0.2638	0.2988	0.3436			0.22930		1,82	%7,7 ▲
29.08.2024	ROSE/USDT	1	0.0570	0.0590	0.0615	0.0638			0.05480		0,02	%3,5 ▲



1) DETAILED STATS OF TARGETS (T1, T2, T3 etc.)



2) TARGET DURATION vs PROFIT/LOSS SCATTER CHART

Targets ● T01 ● T02 ● T03 ● T04

