




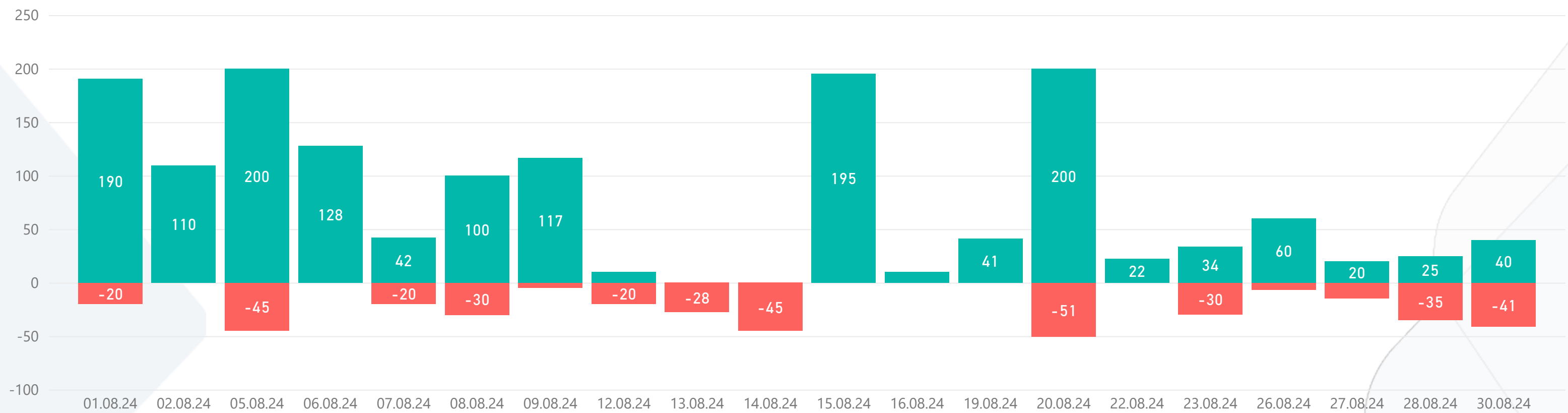
ALTFX REPORT 2024 AUGUST

~TOTAL PIPS~
1152



1) WIN & LOSS CHART

Win/Loss ● Loss ● Win



2) TOP WIN & LOSS TRADES

Date	Pair	Buy Rate	Sell Rate	+ Pips	Dur. (hours)
5.08.2024	USTEC/USD	17650.0000	17850.00	200	0,6
15.08.2024	XTI/USD	77.5000	78.70	120	6,2
9.08.2024	EUR/GBP	0.8610	0.85100	100	10,1
2.08.2024	EUR/USD	1.0800	1.09	100	23,8
8.08.2024	AUD/NZD	1.0965	1.08650	100	37,1

Date	Pair	Buy Rate	Sell Rate	- Pips	Dur. (hours)
5.08.2024	NZD/JPY	84.812	85.26000	-45	0,3
14.08.2024	NZD/CHF	0.5250	0.52250	-25	3,8
20.08.2024	USD/CHF	0.8640	0.86150	-25	16,1
20.08.2024	NZD/JPY	89.787	89.58000	-21	6,6
1.08.2024	NZD/USD	0.5945	0.60	-20	5,2

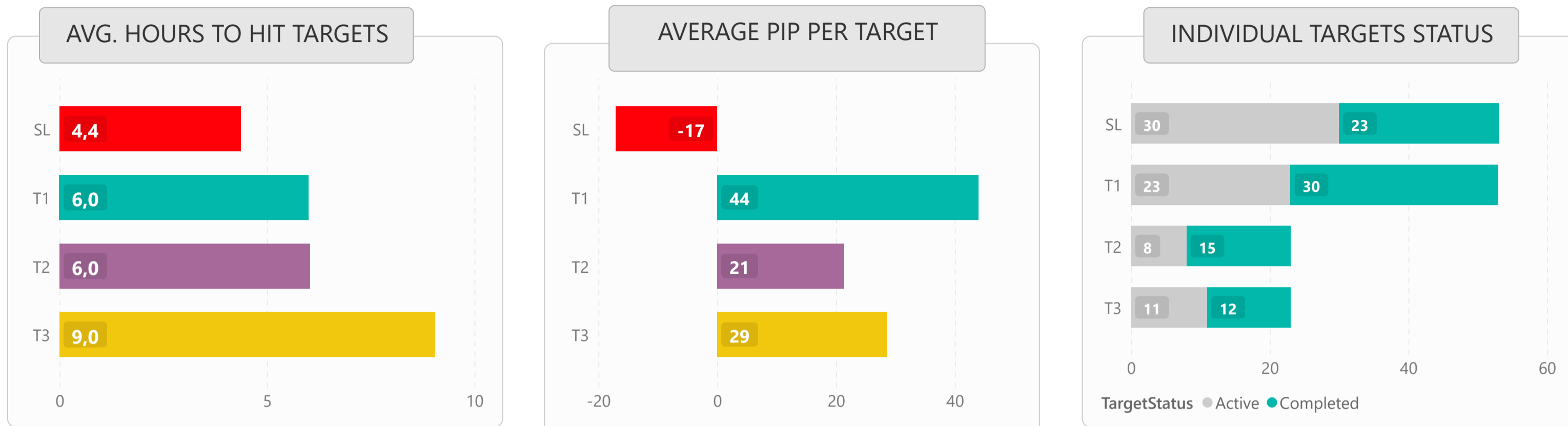


LIST OF ALL TRADES

Signal Date	Pair	Long/Short	Buy Rate	T1 Rate	T2 Rate	T3 Rate	Stoploss Rate	Pips	Dur. (Hours)
29.07.2024	GBP/USD	Short	1.2859	1.2834	1.2819	1.2804	1.2879	55	65,0
1.08.2024	GBP/AUD	Short	1.9617	1.9602	1.9591	1.9581	1.9633	36	1,3
1.08.2024	NZD/USD	Short	0.5945	0.5845			0.5965	-20	5,2
1.08.2024	EUR/USD	Long	1.0800	1.0900			1.0780	100	23,8
1.08.2024	USTEC/USD	Long	18780.0000	18880.0000			18580.0000	100	0,1
2.08.2024	NZD/CAD	Long	0.8258	0.8262	0.8265	0.8267	0.8252	10	0,7
5.08.2024	NZD/JPY	Short	84.812	84.321	84.037	83.718	85.260	-45	0,3
5.08.2024	USTEC/USD	Long	17650.0000	17850.0000			17430.0000	200	0,6
5.08.2024	USD/CAD	Short	1.3870	1.3770			1.3890	100	33,3
6.08.2024	AUD/NZD	Short	1.0965	1.0865			1.0985	100	37,1
6.08.2024	EUR/USD	Long	1.0904	1.0916	1.0923	1.0931	1.0891	28	4,6
7.08.2024	GBP/CHF	Short	1.0994	1.0976	1.0964	1.0952	1.1012	42	1,0
7.08.2024	EUR/GBP	Short	0.8580	0.8480			0.8600	-20	6,2
7.08.2024	EUR/GBP	Short	0.8590	0.8490			0.8610	-20	7,4
8.08.2024	EUR/USD	Long	1.0924	1.0934	1.0941	1.0947	1.0914	-10	1,2
8.08.2024	EUR/GBP	Short	0.8610	0.8510			0.8630	100	10,1
9.08.2024	USD/CAD	Long	1.3730	1.3830			1.3725	-5	5,5
9.08.2024	AUD/CHF	Long	0.5677	0.5683	0.5689	0.5693	0.5669	17	3,2
12.08.2024	GBP/USD	Long	1.2762	1.2766	1.2769	1.2772	1.2757	10	0,9
12.08.2024	GBP/USD	Short	1.2762	1.2662			1.2782	-20	6,1
12.08.2024	GBP/USD	Short	1.2770	1.2670			1.2790	-20	13,6
13.08.2024	GBP/USD	Long	1.2791	1.2797	1.2802	1.2806	1.2783	-8	0,5
13.08.2024	NZD/CHF	Long	0.5250	0.5350			0.5225	-25	3,8
14.08.2024	NZD/JPY	Short	88.615	88.425	88.290	88.169	88.803	45	23,1
14.08.2024	EUR/USD	Short	1.1020	1.0920			1.1040	-20	0,2
15.08.2024	XTI/USD	Long	77.5000	78.7000			75.2300	120	6,2
15.08.2024	GBP/AUD	Short	1.9422	1.9408	1.9399	1.9391	1.9436	31	2,6
16.08.2024	NZD/CAD	Long	0.8267	0.8270	0.8273	0.8276	0.8262	10	0,9
19.08.2024	USD/CHF	Long	0.8640	0.8740			0.8615	-25	16,1
19.08.2024	EUR/AUD	Short	1.6510	1.6410			1.6530	100	12,1
19.08.2024	GBP/USD	Long	1.2941	1.2958	1.2971	1.2983	1.2922	41	2,1
20.08.2024	NZD/JPY	Long	89.787	89.978	90.110	90.240	89.580	-21	6,6
20.08.2024	NZD/JPY	Short	89.850	88.850			89.900	-5	1,5
20.08.2024	XTI/USD	Long	74.6000	75.6000			72.9200	100	3,9
22.08.2024	CAD/CHF	Long	0.6265	0.6270			0.6245	5	26,0
22.08.2024	GBP/USD	Long	1.3105	1.3119	1.3128	1.3138	1.3090	22	1,7
23.08.2024	AUD/USD	Short	0.6720	0.6620			0.6740	-20	5,4
23.08.2024	AUD/USD	Long	0.6729	0.6732	0.6734	0.6736	0.6725	3	0,3
23.08.2024	AUD/CAD	Short	0.9140	0.9040			0.9150	-10	1,5
23.08.2024	GBP/AUD	Long	1.9463	1.9479	1.9489	1.9499	1.9449	26	0,4
26.08.2024	GBP/AUD	Short	1.9480	1.9460			1.9495	20	4,7
26.08.2024	EUR/AUD	Short	1.6500	1.6460			1.6515	40	4,3
26.08.2024	AUD/CAD	Long	0.9145	0.9151	0.9156	0.9160	0.9138	-7	1,7
27.08.2024	NZD/CAD	Short	0.8380	0.8340			0.8395	-15	3,7
27.08.2024	GBP/USD	Long	1.3213	1.3221	1.3227	1.3233	1.3203	20	3,1
28.08.2024	AUD/USD	Long	0.6795	0.6835			0.6780	-15	3,6
28.08.2024	EUR/AUD	Long	1.6386	1.6400	1.6410	1.6420	1.6370	25	3,0
28.08.2024	USD/CHF	Short	0.8430	0.8390			0.8450	-20	3,5
30.08.2024	EUR/CAD	Short	1.4934	1.4914			1.4954	20	3,0
30.08.2024	EUR/NZD	Short	1.7685	1.7635			1.7705	-20	2,9
30.08.2024	AUD/USD	Long	0.6805	0.6808	0.6810	0.6812	0.6802	-3	0,2
30.08.2024	EUR/NZD	Short	1.7700	1.7680			1.7720	20	4,0
30.08.2024	EUR/USD	Long	1.1062	1.1080	1.1092	1.1104	1.1044	-18	3,9



1) DETAILED STATS OF TARGETS (T1, T2, T3 etc.)



2) TARGET DURATION vs PROFIT/LOSS SCATTER CHART

