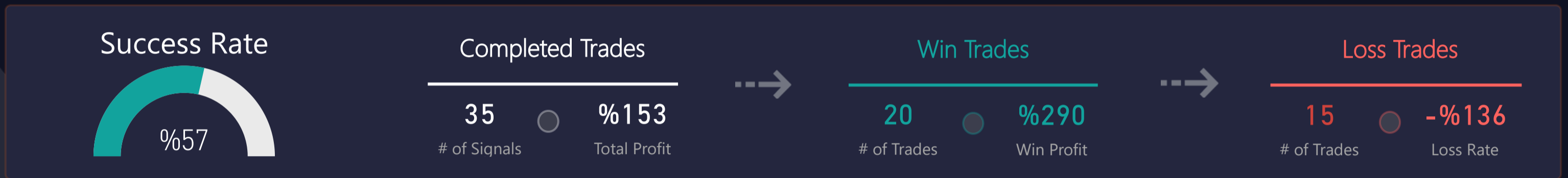




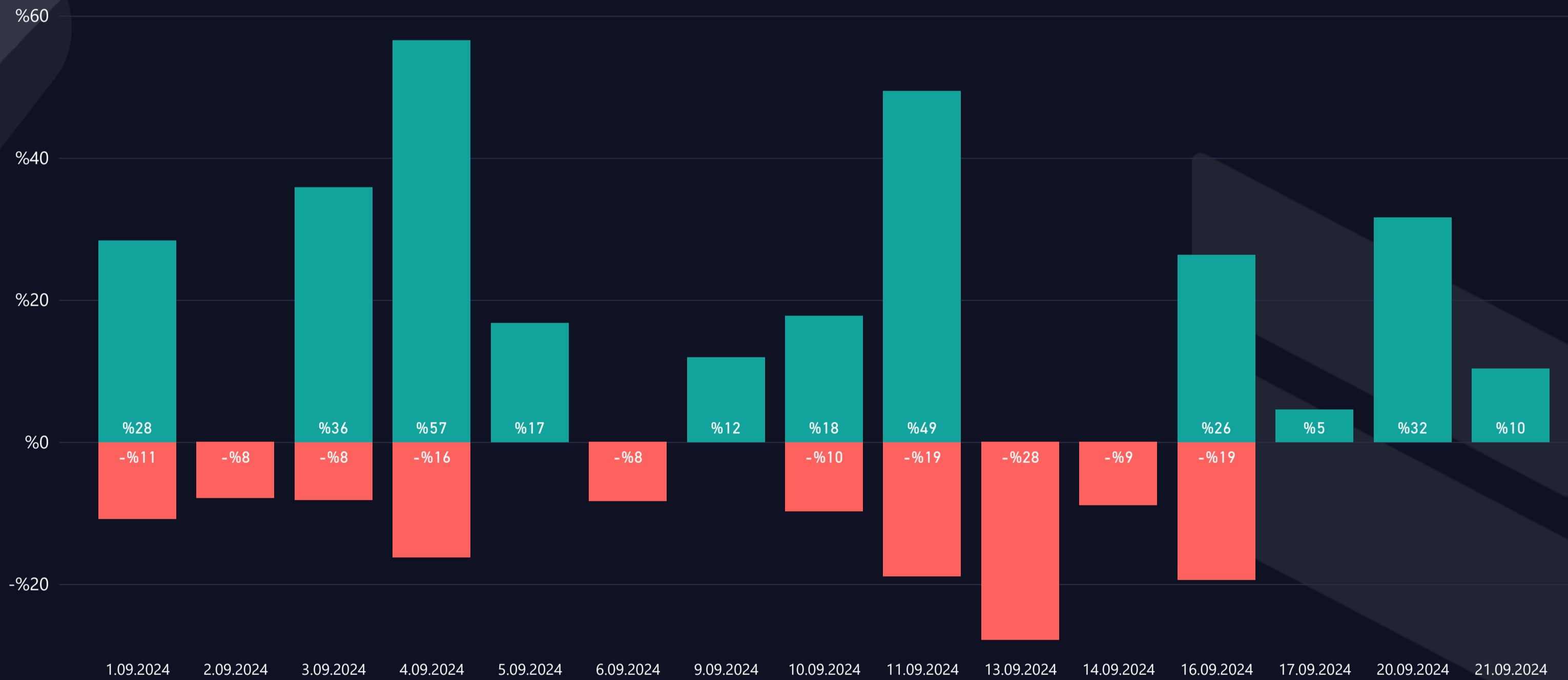
t.me/altsignals

# ALTSIGNALS BINANCE FUTURES REPORT 2024 SEPTEMBER



## WIN & LOSS CHART

Win/Loss ● Loss ● Win



## TOP WIN & LOSS TRADES

Realization Date	Pair	Final Profit	Duration (hours)	Final Target
20.09.2024	RIF/USDT	%31,6	20,05	T04
16.09.2024	FXS/USDT	%26,3	31,63	T03
11.09.2024	ALT/USDT	%25,2	24,89	T03
11.09.2024	BTC/USDT	%24,2	27,59	T02
4.09.2024	UNI/USDT	%22,1	39,98	T05

Realization Date	Pair	Total Loss	Duration (hours)
13.09.2024	APT/USDT	-%11,4	3,44
1.09.2024	DOGS/USDT	-%10,8	7,64
16.09.2024	DYDX/USDT	-%9,9	10,57
11.09.2024	SUI/USDT	-%9,9	6,51
10.09.2024	UNI/USDT	-%9,8	12,48

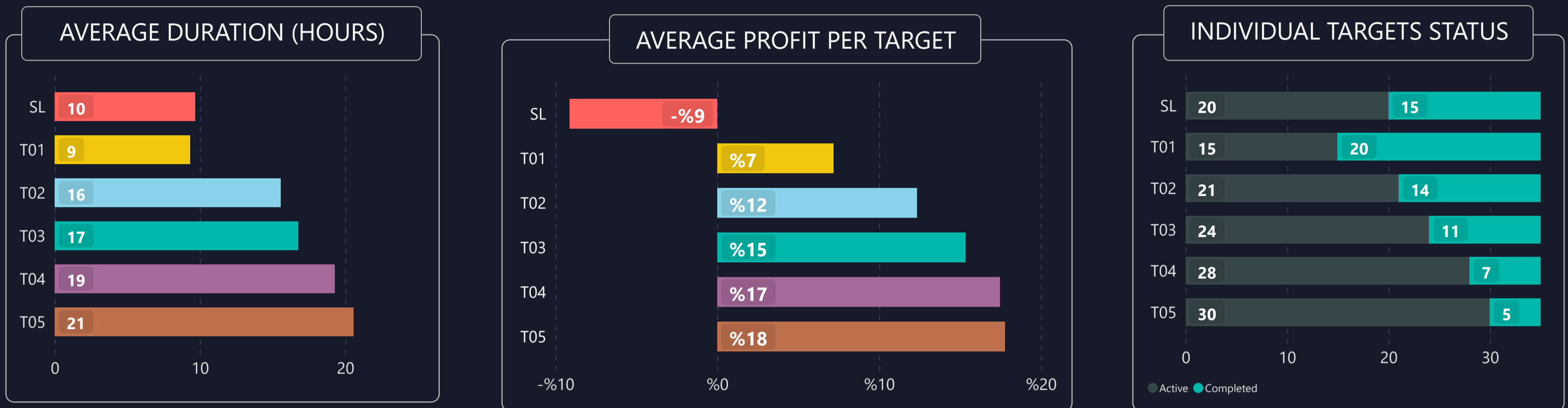


# LIST OF ALL TRADES

Signal Date	Pair	Lev.	Buy Rate	Target 1	Target 2	Target 3	Target 4	Stop Loss	Man. Close	Dur. (hours)	Final P/L
31.08.2024	NEAR/USDT	4	4.1048	4.0594	4.0371	4.0077	3.9849	4.21500		4,71	%14,0 ▲
1.09.2024	DOGS/USDT	3	0.0012	0.0013	0.0013	0.0013	0.0013	0.00120		7,64	-%10,8 ▼
1.09.2024	TIA/USDT	4	4.4460	4.3997	4.3732	4.3399	4.3129	4.57850		2,57	%14,4 ▲
2.09.2024	1000PEPE/USDT	4	0.0072	0.0071	0.0070	0.0070	0.0069	0.00737		1,95	-%7,9 ▼
2.09.2024	XLM/USDT	5	0.0916	0.0926	0.0931	0.0936	0.0943	0.08974		15,68	%15,0 ▲
2.09.2024	NOT/USDT	3	0.0082	0.0080	0.0080	0.0079	0.0078	0.00864		37,27	%17,4 ▲
2.09.2024	UNI/USDT	4	5.8807	5.9870	6.0530	6.1170	6.1660	5.69200		37,45	%22,1 ▲
3.09.2024	VIDT/USDT	9	0.0488	0.0484	0.0482	0.0480	0.0479	0.04933		18,96	-%9,0 ▼
3.09.2024	1000BONK/USDT	5	0.0177	0.0180	0.0181	0.0182	0.0183	0.01742		5,30	-%8,2 ▼
3.09.2024	APE/USDT	2	0.5945	0.6160	0.6240	0.6320	0.6400	0.57300		14,31	-%7,2 ▼
3.09.2024	TIA/USDT	4	4.4086	4.3480	4.2980	4.2513	4.2154	4.56490		5,02	%20,9 ▲
4.09.2024	APT/USDT	5	6.1235	6.0870	6.0490	6.0110	5.9830	6.26100		0,45	%3,0 ▲
4.09.2024	DYDX/USDT	5	0.8320	0.8260	0.8210	0.8160	0.8120	0.85000		0,27	%3,6 ▲
4.09.2024	LTC/USDT	7	65.0660	64.6800	64.4100	64.0900	63.8200	66.01000		0,65	%10,5 ▲
5.09.2024	APT/USDT	5	5.8281	5.8740	5.9260	5.9720	6.0080	5.65200		1,00	%3,9 ▲
5.09.2024	1000PEPE/USDT	9	0.0073	0.0072	0.0072	0.0072	0.0071	0.00734		0,36	%6,1 ▲
5.09.2024	FIL/USDT	6	3.3663	3.4040	3.4270	3.4490	3.4660	3.30000		0,37	%6,7 ▲
6.09.2024	SOL/USDT	3	129.5050	132.7400	134.3100	135.8900	137.2700	125.91000		4,05	-%8,3 ▼
9.09.2024	UNI/USDT	9	6.5795	6.6950	6.7370	6.7680		6.50800		12,48	-%9,8 ▼
9.09.2024	BTC/USDT	9	54955.5399	55204.0000	55450.0000	55682.0000	55863.0000	54097.00000		3,38	%11,9 ▲
10.09.2024	SUI/USDT	6	0.9211	0.9467	0.9558	0.9628		0.90590		6,51	-%9,9 ▼
10.09.2024	ETH/USDT	12	2355.9480	2330.0000	2321.0000	2313.0000		2375.00000		2,80	%17,8 ▲
10.09.2024	BTC/USDT	9	57350.0013	56200.0000	55805.0000	55500.0000		58000.00000		23,34	%24,2 ▲
10.09.2024	ALT/USDT	3	0.0821	0.0779	0.0765	0.0752		0.08460		21,29	%25,2 ▲
11.09.2024	GMT/USDT	6	0.1455	0.1418	0.1404	0.1395		0.14767		1,49	-%9,0 ▼
11.09.2024	ENS/USDT	2	17.2000	16.1800	15.7900	15.4100		17.87000		55,03	-%7,8 ▼
13.09.2024	APT/USDT	10	6.1655	6.0550	6.0150	5.9850		6.23600		3,44	-%11,4 ▼
13.09.2024	1000PEPE/USDT	13	0.0074	0.0073	0.0073	0.0072		0.00741		0,84	-%8,6 ▼
14.09.2024	TON/USDT	6	5.7515	5.8710	5.9170	5.9510		5.66600		1,24	-%8,9 ▼
15.09.2024	DYDX/USDT	4	0.9085	0.9440	0.9560	0.9670		0.88600		10,57	-%9,9 ▼
15.09.2024	FXS/USDT	4	1.8959	1.8270	1.7990	1.7710		1.95800		19,86	%26,3 ▲
16.09.2024	BTC/USDT	19	58287.5000	58786.0000	58964.0000	59095.0000		57995.00000		1,10	-%9,5 ▼
17.09.2024	BTC/USDT	9	59161.1037	58860.0000	58500.0000	58080.0000	57860.0000	60200.00000		0,36	%4,6 ▲
19.09.2024	RIF/USDT	4	0.0924	0.0938	0.0950	0.0973	0.0997	0.09013		13,19	%31,6 ▲
20.09.2024	TON/USDT	4	5.5568	5.6320	5.7007	5.8513	6.0042	5.40750		42,33	%10,4 ▲



# 1) DETAILED STATS OF TARGETS (T1, T2, T3 etc.)



# 2) TARGET DURATION vs PROFIT/LOSS SCATTER CHART

