



t.me/altsignals

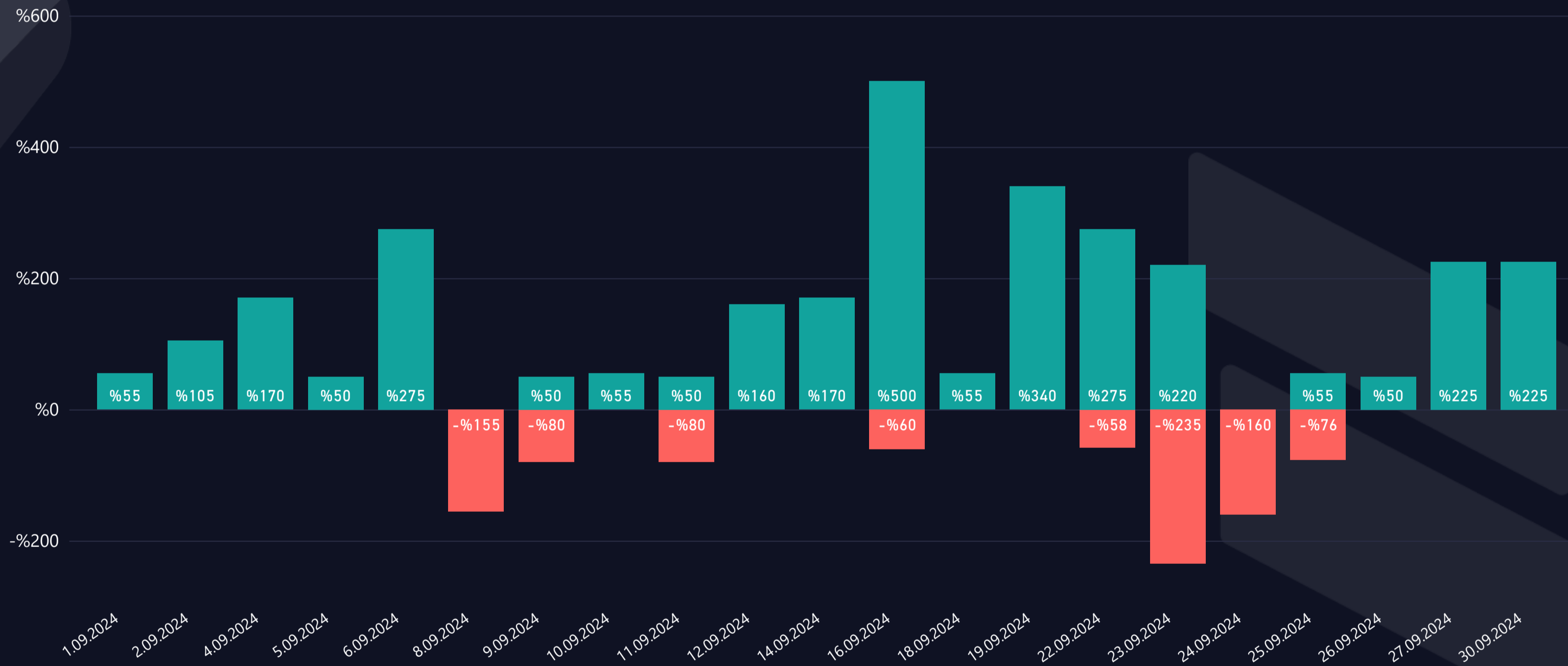
ALTSIGNALS BINANCE HIGH LEV. VIP REPORT 2024 SEPTEMBER

TOTAL PROFIT
%2181

Success Rate <p>%69</p>	Completed Trades <p>39 # of Signals</p> <p>%2181 Total Profit</p>	Win Trades <p>27 # of Trades</p> <p>%3085 Win Profit</p>	Loss Trades <p>12 # of Trades</p> <p>-%904 Loss Rate</p>
-----------------------------------	---	--	--

WIN & LOSS CHART

Win/Loss ● Loss ● Win



TOP WIN & LOSS TRADES

Realization Date	Pair	Final Profit	Duration (hours)	Final Target
19.09.2024	BTC/USDT	%340,0	50,14	T03
6.09.2024	ETH/USDT	%275,0	5,95	T03
22.09.2024	ETH/USDT	%275,0	44,29	T03
16.09.2024	ETH/USDT	%275,0	14,74	T03
23.09.2024	ETH/USDT	%170,0	14,46	T02

Realization Date	Pair	Total Loss	Duration (hours)
9.09.2024	ETH/USDT	-%80,0	1,89
23.09.2024	ETH/USDT	-%80,0	0,97
24.09.2024	ETH/USDT	-%80,0	5,61
8.09.2024	ETH/USDT	-%80,0	13,43
24.09.2024	ETH/USDT	-%80,0	3,35

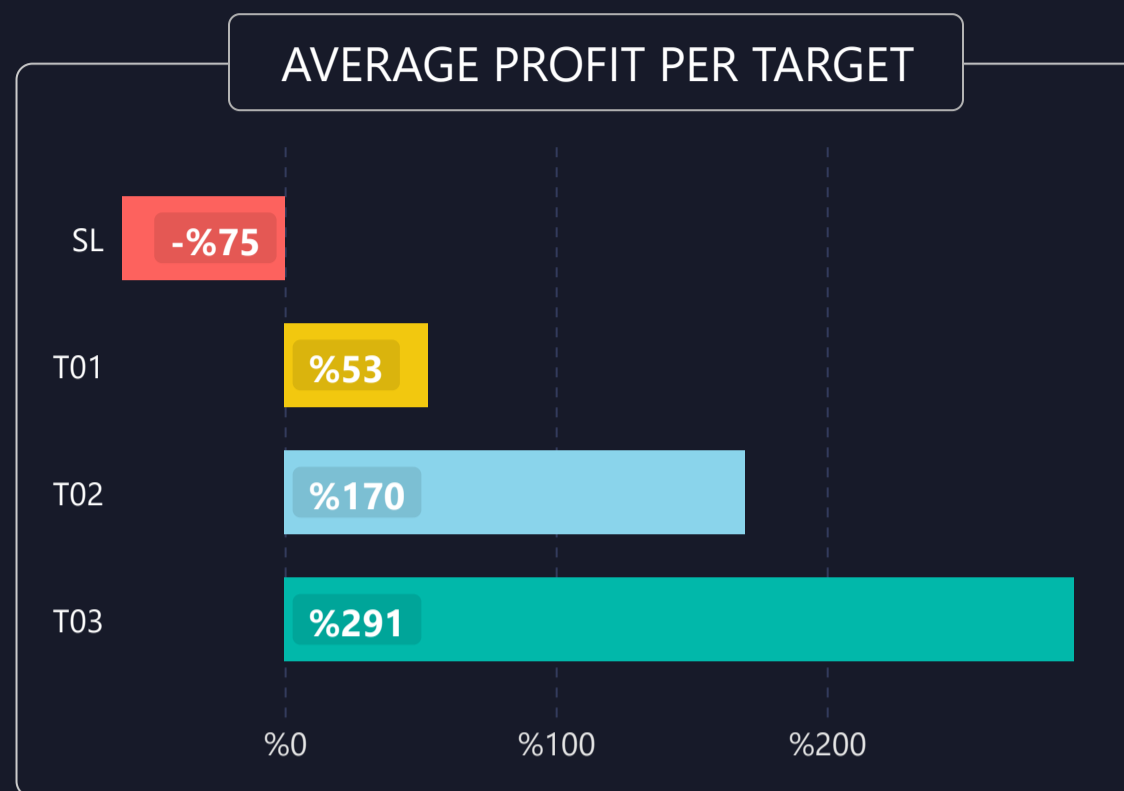
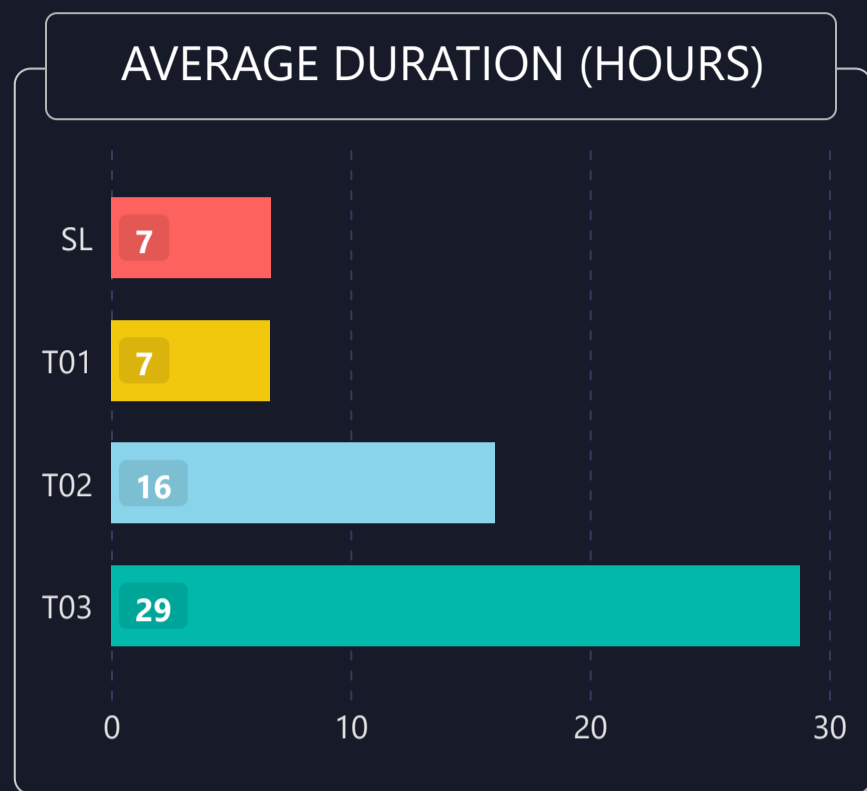


LIST OF ALL TRADES

Signal Date	Pair	Lev.	Buy Rate	Target 1	Target 2	Target 3	Stop Loss	Man. Close	Dur. (hours)	Final P/L
1.09.2024	ETH/USDT	50	2497.7700	2470.2900	2412.8500	2360.3900	2537.73000		3,78	%55,0 ▲
2.09.2024	BTC/USDT	50	58474.1000	59058.8000	60462.2000	62450.3000	57597.00000		10,51	%50,0 ▲
2.09.2024	ETH/USDT	50	2475.7300	2448.5000	2391.5600	2339.5600	2515.34000		0,87	%55,0 ▲
3.09.2024	BTC/USDT	50	58324.6000	57741.4000	56341.6000	54358.5000	59199.50000		5,84	%170,0 ▲
5.09.2024	BTC/USDT	50	57184.6000	56612.8000	55240.3000	53296.0000	58042.40000		3,16	%50,0 ▲
6.09.2024	ETH/USDT	50	2329.8000	2304.1700	2250.5900	2201.6600	2367.08000		2,98	%275,0 ▲
8.09.2024	ETH/USDT	50	2285.7200	2310.8600	2363.4300	2411.4300	2249.15000		13,43	-%80,0 ▼
8.09.2024	BTC/USDT	50	53628.7000	53092.4000	51805.3000	49981.9000	54433.10000		1,98	-%75,0 ▼
9.09.2024	ETH/USDT	50	2291.8500	2266.6400	2213.9300	2165.8000	2328.52000		1,89	-%80,0 ▼
9.09.2024	BTC/USDT	50	55070.7000	55621.4000	56943.1000	58815.5000	54244.60000		13,65	%50,0 ▲
9.09.2024	ETH/USDT	50	2334.2100	2359.8900	2413.5700	2462.5900	2296.86000		4,43	%55,0 ▲
10.09.2024	ETH/USDT	50	2382.7300	2408.9400	2463.7400	2513.7800	2344.61000		6,96	-%80,0 ▼
11.09.2024	BTC/USDT	50	57724.0000	58301.2000	59686.6000	61649.2000	56858.10000		8,26	%50,0 ▲
11.09.2024	BTC/USDT	50	56313.8000	55750.7000	54399.1000	52484.5000	57158.50000		9,66	%50,0 ▲
11.09.2024	ETH/USDT	50	2355.1800	2381.0900	2435.2600	2484.7100	2317.50000		8,90	%55,0 ▲
12.09.2024	ETH/USDT	50	2343.8200	2318.0400	2264.1300	2214.9100	2381.32000		4,43	%55,0 ▲
13.09.2024	ETH/USDT	50	2360.8500	2386.8200	2441.1200	2490.7000	2323.08000		7,66	%170,0 ▲
15.09.2024	BTC/USDT	50	60227.9000	60830.2000	62275.6000	64323.4000	59504.90000		6,50	-%60,0 ▼
15.09.2024	ETH/USDT	50	2413.5000	2386.9500	2331.4400	2280.7600	2452.12000		12,60	%275,0 ▲
16.09.2024	ETH/USDT	50	2292.3000	2267.0800	2214.3600	2166.2200	2328.98000		6,88	%55,0 ▲
16.09.2024	BTC/USDT	50	59504.9000	58909.9000	57481.7000	55458.6000	60397.50000		10,75	%170,0 ▲
17.09.2024	BTC/USDT	50	58951.8000	59541.3000	60956.2000	62960.5000	58067.50000		20,17	%340,0 ▲
18.09.2024	ETH/USDT	50	2333.8300	2359.5000	2413.1800	2462.1900	2296.49000		0,26	%55,0 ▲
20.09.2024	ETH/USDT	50	2494.9400	2522.3800	2579.7700	2632.1600	2455.02000		21,67	%275,0 ▲
21.09.2024	BTC/USDT	50	63367.5000	64001.2000	65522.0000	67676.5000	62633.90000		16,42	-%57,9 ▼
22.09.2024	ETH/USDT	50	2589.0100	2617.4900	2677.0400	2731.4100	2547.59000		4,16	-%80,0 ▼
22.09.2024	BTC/USDT	50	62633.9000	62007.6000	60504.3000	58374.8000	63573.40000		12,95	-%75,0 ▼
23.09.2024	ETH/USDT	50	2546.3000	2518.2900	2459.7300	2406.2500	2587.04000		0,97	-%80,0 ▼
23.09.2024	BTC/USDT	50	63480.0000	64114.8000	65638.3000	67796.6000	62527.80000		4,41	%50,0 ▲
23.09.2024	ETH/USDT	50	2615.5000	2644.2700	2704.4300	2759.3500	2573.65000		7,92	%170,0 ▲
24.09.2024	ETH/USDT	50	2651.3500	2680.5100	2741.5000	2797.1700	2608.93000		5,61	-%80,0 ▼
24.09.2024	ETH/USDT	50	2610.1400	2581.4300	2521.4000	2466.5800	2651.90000		3,35	-%80,0 ▼
25.09.2024	ETH/USDT	50	2664.8000	2694.1100	2755.4000	2811.3600	2624.05000		6,00	-%76,5 ▼
25.09.2024	BTC/USDT	50	63535.0000	62899.7000	61374.8000	59214.6000	64488.00000		14,63	%50,0 ▲
25.09.2024	ETH/USDT	50	2624.0500	2595.1900	2534.8300	2479.7300	2666.03000		10,94	%55,0 ▲
26.09.2024	BTC/USDT	50	64019.9000	64660.1000	66196.6000	68373.3000	63059.60000		14,95	%170,0 ▲
27.09.2024	ETH/USDT	50	2644.0200	2673.1000	2733.9200	2789.4400	2601.72000		4,26	%55,0 ▲
29.09.2024	ETH/USDT	50	2659.5500	2630.2900	2569.1300	2513.2700	2702.10000		27,21	%55,0 ▲
29.09.2024	ETH/USDT	50	65420.0000	64765.8000	63195.7000	60971.4000	66401.30000		25,61	%170,0 ▲



1) DETAILED STATS OF TARGETS (T1, T2, T3 etc.)



2) TARGET DURATION vs PROFIT/LOSS SCATTER CHART

Targets ● SL ● T01 ● T02 ● T03

