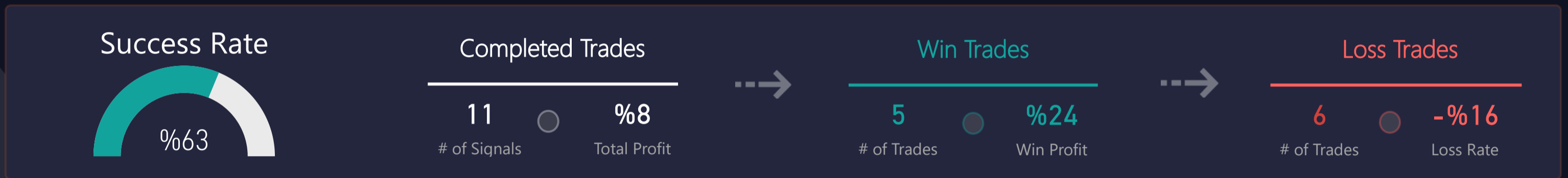




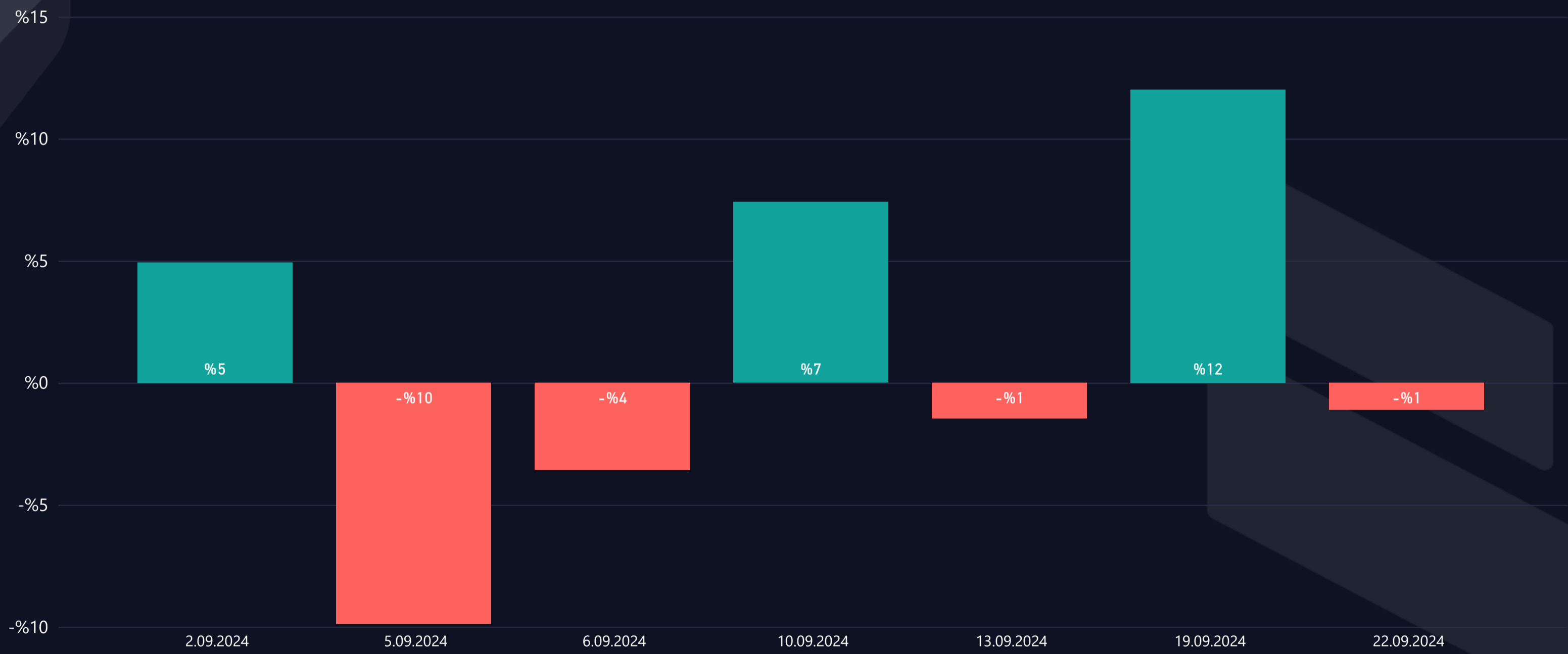
t.me/altsignals

ALTSIGNALS BINANCE SPOT VIP REPORT 2024 SEPTEMBER



WIN & LOSS CHART

Win/Loss ● Loss ● Win



TOP WIN & LOSS TRADES

Realization Date	Pair	Final Profit	Duration (days)	Final Target
19.09.2024	WLD/USDT	%9,2	-4,10	T01
10.09.2024	GRT/USDT	%7,4	1,65	T02
2.09.2024	SOL/USDT	%4,9	0,62	T01
19.09.2024	DYDX/USDT	%2,0	-5,53	T01
19.09.2024	ATOM/USDT	%0,8	-5,62	T01

Realization Date	Pair	Total Loss	Duration (days)
5.09.2024	NOT/USDT	-%4,0	0,43
6.09.2024	BOME/USDT	-%3,6	2,07
5.09.2024	GRT/USDT	-%3,2	0,94
5.09.2024	DOT/USDT	-%2,7	0,92
13.09.2024	WLD/USDT	-%1,5	0,19

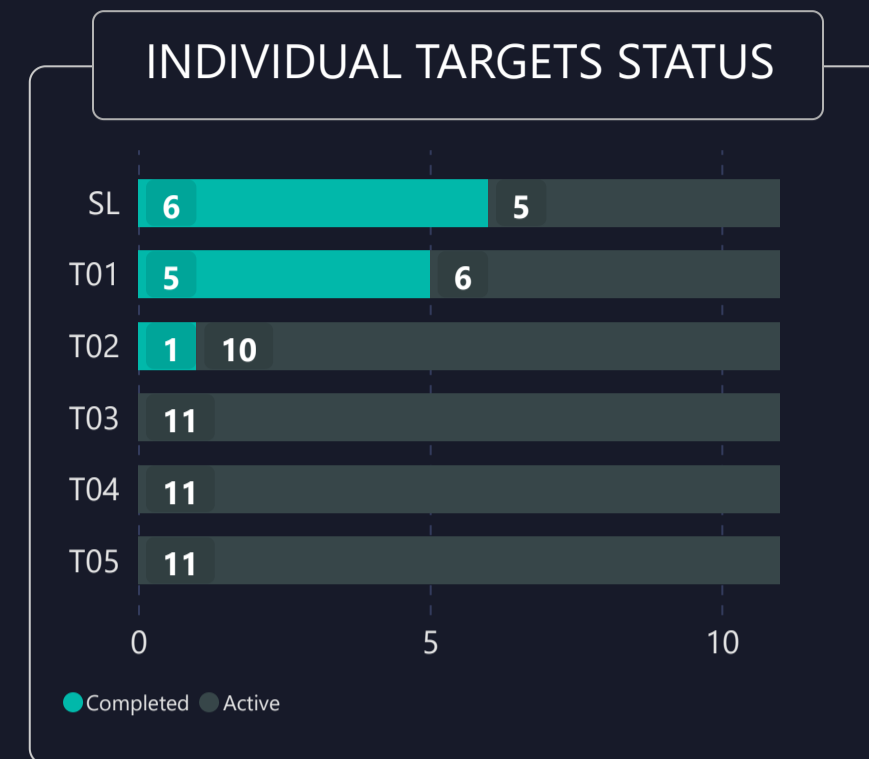
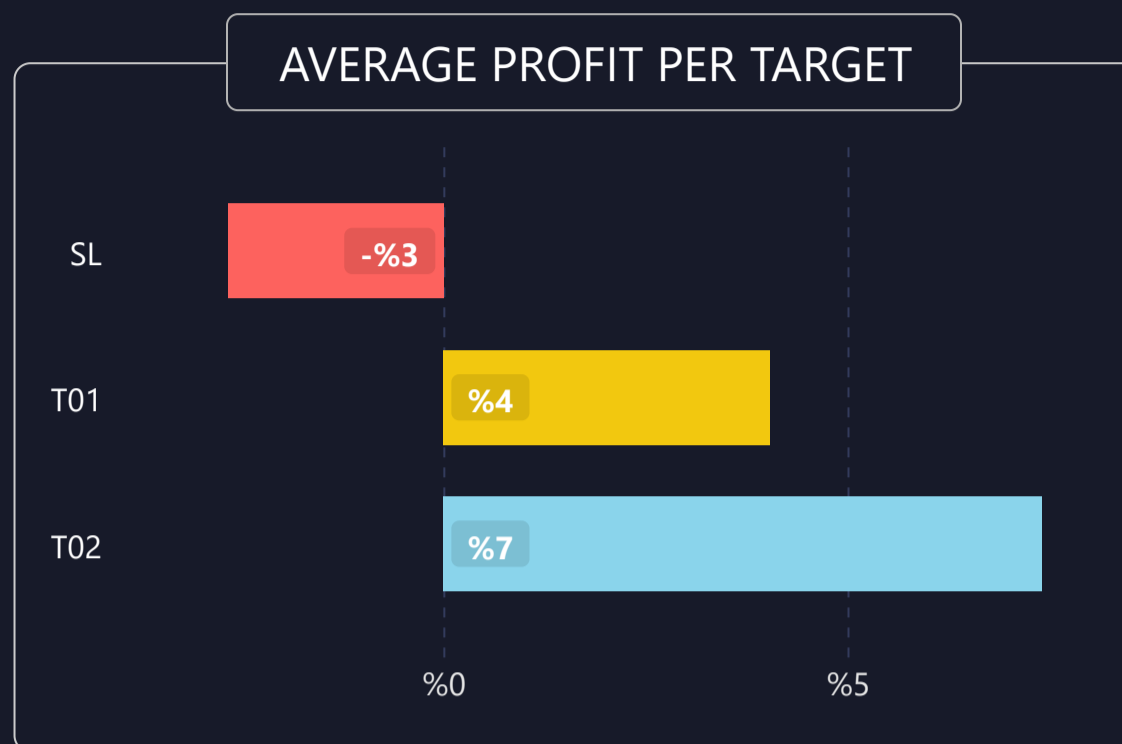
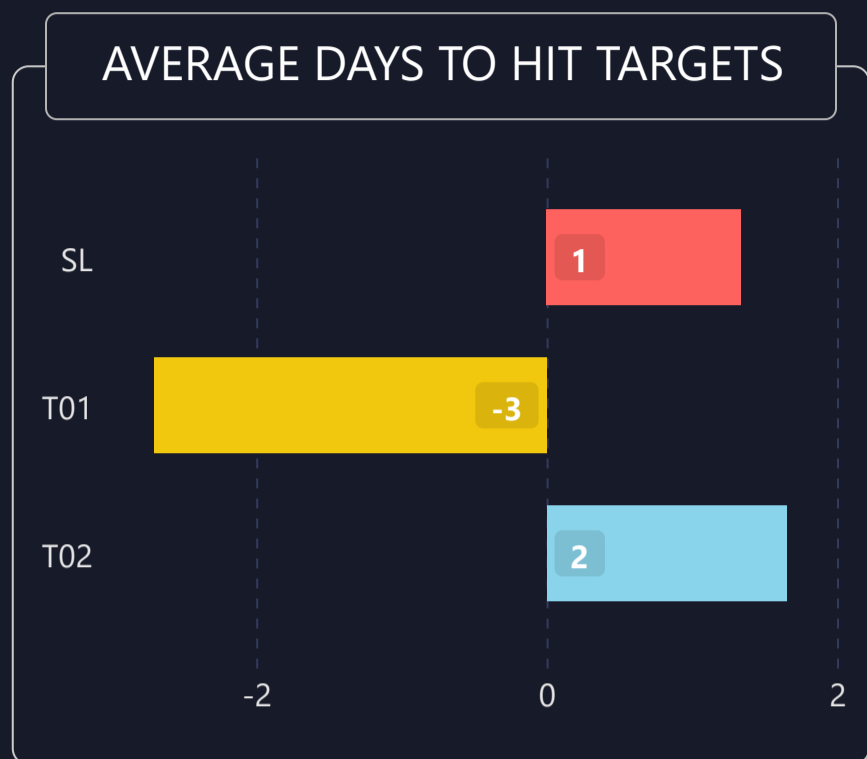


LIST OF ALL TRADES

Signal Date	Pair	Lev.	Buy Rate	Target 1	Target 2	Target 3	Target 4	Target 5	Stop Loss	Man. Close	Dur. (Days)	Final P/L
2.09.2024	SOL/USDT	1	128.3200	134.6500	139.5500	143.5000	147.3000		126.80000		0,62	%4,9 ▲
4.09.2024	BOME/USDT	1	0.0059	0.0065	0.0068	0.0072	0.0075		0.00566		2,07	-%3,6 ▼
4.09.2024	NOT/USDT	1	0.0076	0.0083	0.0090	0.0095	0.0101		0.00725		0,43	-%4,0 ▼
4.09.2024	GRT/USDT	1	0.1395	0.1470	0.1529	0.1590	0.1640		0.13500		0,94	-%3,2 ▼
4.09.2024	DOT/USDT	1	4.1100	4.2800	4.4300	4.5900	4.7100		4.00000		0,92	-%2,7 ▼
8.09.2024	GRT/USDT	1	0.1350	0.1394	0.1450	0.1506	0.1560		0.13000		1,39	%7,4 ▲
13.09.2024	WLD/USDT	1	1.4815	1.9000	2.4000	3.0000			1.46000		0,19	-%1,5 ▼
19.09.2024	WLD/USDT	1	1.5450	1.9000	2.4000	3.0000			1.52800		3,47	-%1,1 ▼
23.09.2024	WLD/USDT	1	1.7400	1.9000	2.4000	3.0000			1.62000		-4,10	%9,2 ▲
24.09.2024	DYDX/USDT	1	1.0100	1.0300	1.2000	1.4600	1.7700	2.1500	0.90000		-5,53	%2,0 ▲
24.09.2024	ATOM/USDT	1	4.7800	4.8200	5.3700	6.2200	7.1000	8.2500	4.47500		-5,62	%0,8 ▲



1) DETAILED STATS OF TARGETS (T1, T2, T3 etc.)



2) TARGET DURATION vs PROFIT/LOSS SCATTER CHART

Targets ● SL ● T01 ● T02

