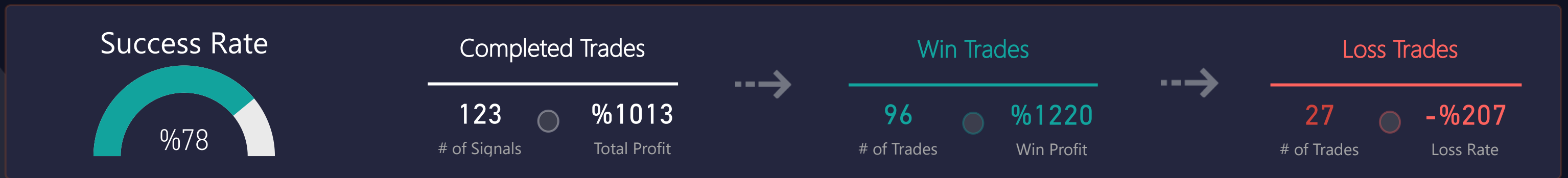




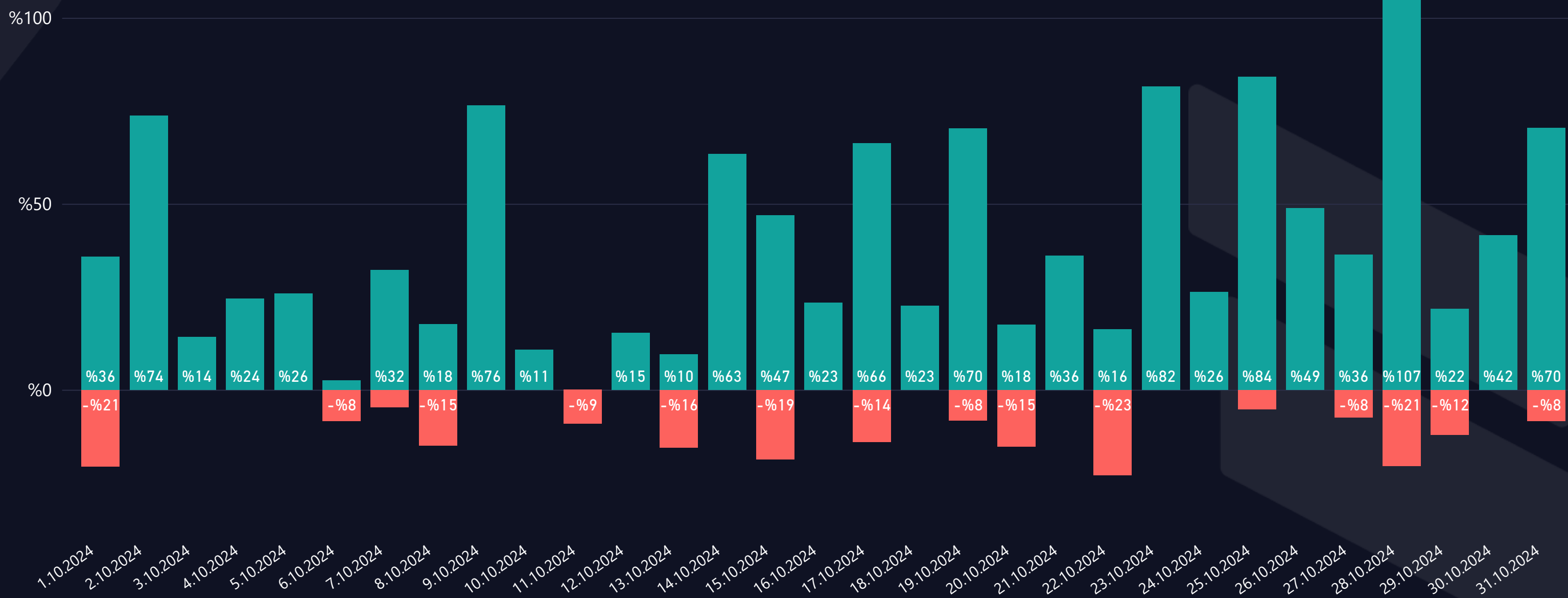
t.me/altsignals

ALTSIGNALS BINANCE FUTURES REPORT 2024 OCTOBER



WIN & LOSS CHART

Win/Loss ● Loss ● Win



TOP WIN & LOSS TRADES

Realization Date	Pair	Final Profit	Duration (hours)	Final Target
19.10.2024	HIFI/USDT	%45,4	145,03	T05
28.10.2024	MOODENG/USDT	%43,7	46,38	T04
27.10.2024	APE/USDT	%28,7	6,98	T04
2.10.2024	OP/USDT	%27,0	4,52	T04
9.10.2024	USTC/USDT	%26,1	9,26	T04

Realization Date	Pair	Total Loss	Duration (hours)
1.10.2024	NOT/USDT	-%11,6	3,96
15.10.2024	ALT/USDT	-%10,8	2,33
22.10.2024	NEIROCTO/USDT	-%10,5	4,16
17.10.2024	LINA/USDT	-%10,1	13,29
11.10.2024	LINK/USDT	-%9,1	5,39

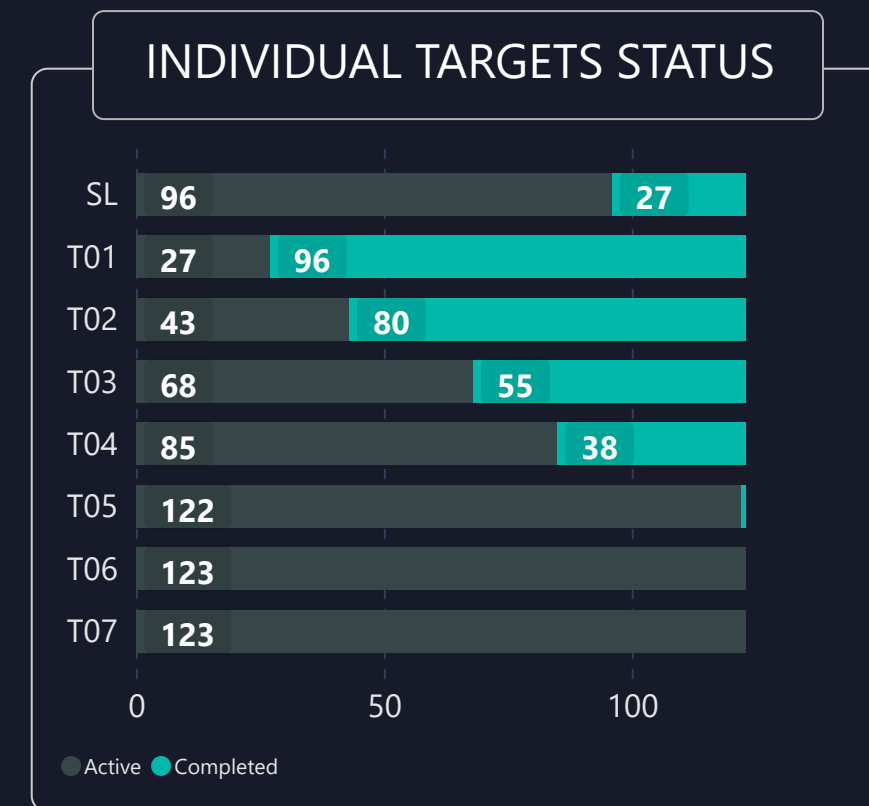
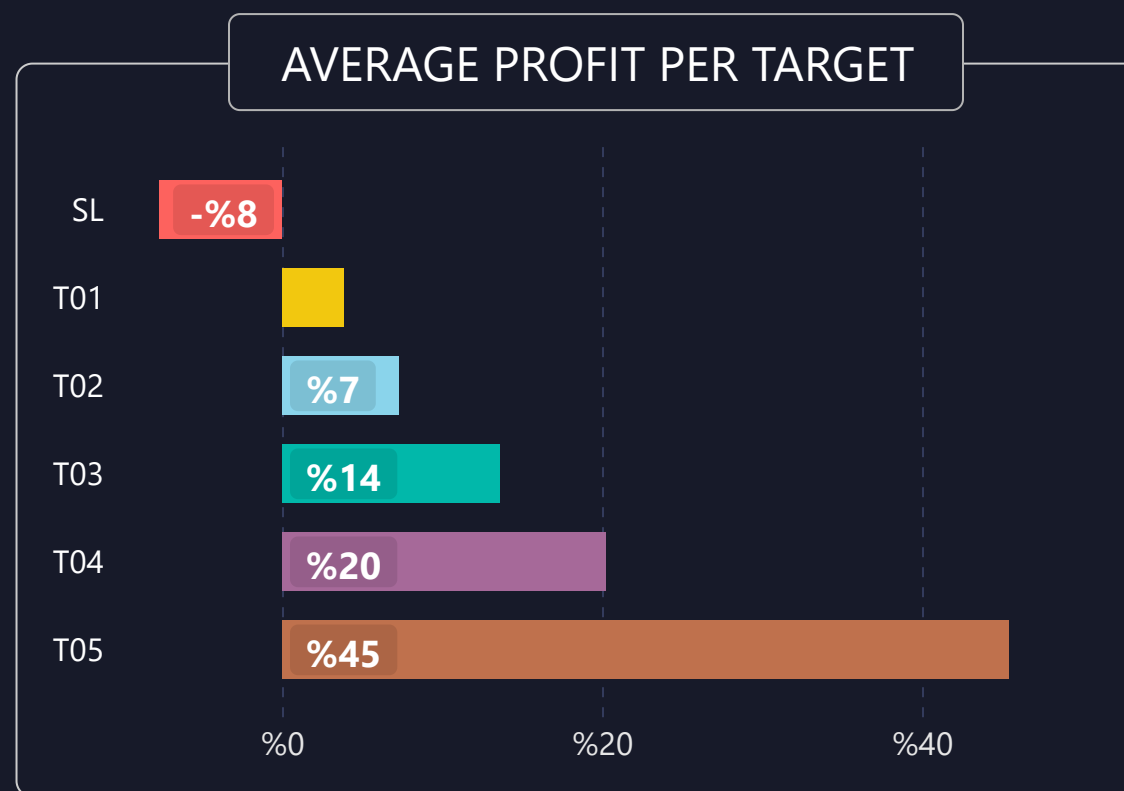
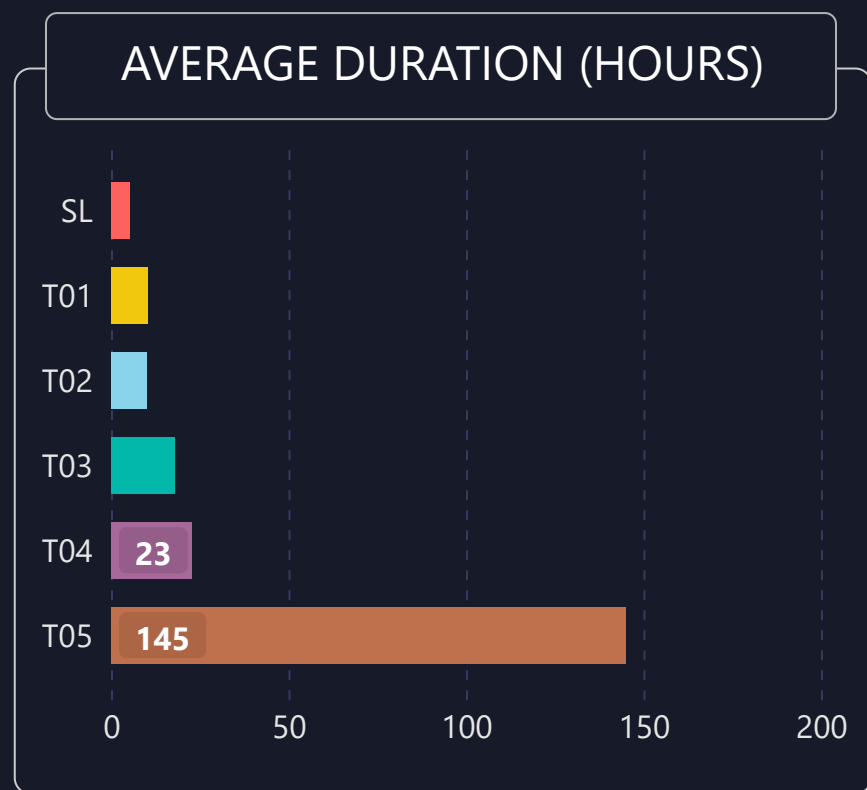


LIST OF ALL TRADES

Signal Date	Pair	Lev.	Buy Rate	Target 1	Target 2	Target 3	Target 4	Target 5	Stop Loss	Dur. (hours)	Final P/L
30.09.2024	FTM/USDT	3	0.6764	0.6872	0.6968	0.7173	0.7366	0.7769	0.65650	31,67	%9,0 ▲
1.10.2024	NOT/USDT	3	0.0087	0.0088	0.0090	0.0093	0.0095		0.00832	3,96	-%11,6 ▼
1.10.2024	DOT/USDT	5	4.4600	4.5560	4.6180	4.6930			4.38000	3,33	-%9,0 ▼
1.10.2024	FTM/USDT	3	0.7214	0.7265	0.7378	0.7534	0.7691		0.69050	0,42	%2,1 ▲
1.10.2024	PYTH/USDT	4	0.3500	0.3445	0.3415	0.3350	0.3285		0.36100	7,81	%24,6 ▲
2.10.2024	1000PEPE/USDT	2	0.0099	0.0099	0.0096	0.0093	0.0089		0.01056	0,16	%1,1 ▲
2.10.2024	1000PEPE/USDT	2	0.0099	0.0098	0.0096	0.0093	0.0089		0.01056	94,43	%2,5 ▲
2.10.2024	BCH/USDT	5	317.8901	316.9100	314.1200	310.7800	307.3900		324.25000	2,40	%11,2 ▲
2.10.2024	RUNE/USDT	4	4.7876	4.7100	4.6860	4.6110	4.5370		4.91000	1,95	%14,8 ▲
2.10.2024	UNI/USDT	5	7.1416	7.0850	7.0370	6.9470	6.8600		7.30400	1,59	%19,7 ▲
2.10.2024	OP/USDT	9	1.6920	1.6730	1.6685	1.6550	1.6413		1.70900	3,35	%27,0 ▲
3.10.2024	ATOM/USDT	5	4.3952	4.3600	4.3300	4.2700	4.2100		4.51000	1,87	%14,2 ▲
3.10.2024	BTC/USDT	9	60101.5780	60300.0000	60623.0000	61116.0000	61600.0000		59157.00000	6,67	%22,4 ▲
4.10.2024	TAO/USDT	2	521.7941	516.5000	507.6000	494.0000	480.6000		548.00000	0,35	%2,0 ▲
4.10.2024	AI/USDT	2	0.3941	0.4008	0.4076	0.4208	0.4362	0.4622	0.38068	44,33	%21,3 ▲
5.10.2024	1000PEPE/USDT	2	0.0095	0.0094	0.0092	0.0090	0.0087		0.01002	6,38	%5,9 ▲
5.10.2024	LPT/USDT	3	12.4085	12.6440	12.8590	13.2010	13.5540		11.92200	36,01	%10,9 ▲
5.10.2024	GALA/USDT	8	0.0201	0.0199	0.0197	0.0196			0.02030	2,03	%20,0 ▲
6.10.2024	GALA/USDT	8	0.0200	0.0198	0.0196	0.0195	0.0193		0.02025	1,94	-%8,4 ▼
7.10.2024	BTC/USDT	15	63000.0000	62800.0000	62750.0000	62600.0000	62450.0000		63200.00000	0,36	-%4,8 ▼
7.10.2024	SEI/USDT	2	0.4152	0.4236	0.4323	0.4480	0.4652	0.4984	0.39870	53,00	%4,0 ▲
8.10.2024	NEIROCTO/USDT	3	0.0017	0.0017	0.0017	0.0016	0.0016		0.00178	1,17	-%8,5 ▼
8.10.2024	BTC/USDT	15	62540.0000	62200.0000	62147.0000	61927.0000	61703.0000		62815.00000	0,32	-%6,6 ▼
8.10.2024	BNB/USDT	8	569.0640	571.0000	573.6000	577.9000	585.1700		560.70000	35,14	%2,7 ▲
8.10.2024	LTC/USDT	8	65.4280	65.6000	65.8400	66.2900	66.7900		64.56000	1,69	%5,0 ▲
8.10.2024	TURBO/USDT	3	0.0068	0.0069	0.0070	0.0071	0.0073		0.00659	0,34	%12,6 ▲
8.10.2024	BTC/USDT	3	63155.0000	62500.0000	61567.0000	60344.0000	57000.0000	54330.0000	64460.00000	23,83	%13,4 ▲
8.10.2024	TON/USDT	8	5.2170	5.1900	5.1700	5.1300	5.0900		5.29000	16,83	%19,5 ▲
9.10.2024	DOGE/USDT	2	0.1081	0.1099	0.1118	0.1154	0.1190	0.1262	0.10448	3,47	%3,3 ▲
9.10.2024	KAVA/USDT	6	0.3313	0.3290	0.3272	0.3219	0.3168		0.33740	2,61	%7,4 ▲
9.10.2024	USTC/USDT	5	0.0215	0.0213	0.0211	0.0207	0.0204		0.02210	4,81	%26,1 ▲
10.10.2024	DYDX/USDT	4	0.9169	0.8990	0.8920	0.8760	0.8600		0.94000	4,74	%10,9 ▲
11.10.2024	LINK/USDT	9	10.7285	10.6000	10.5800	10.5030	10.4200		10.83700	5,39	-%9,1 ▼
12.10.2024	BTC/USDT	14	63150.0000	63410.0000	63538.0000	63773.0000	64010.0000		62825.00000	9,87	-%7,2 ▼
12.10.2024	LDO/USDT	8	1.0832	1.0875	1.0928	1.1027	1.1123		1.06570	1,32	%7,1 ▲
12.10.2024	1000BONK/USDT	5	0.0220	0.0221	0.0223	0.0226	0.0229		0.02153	1,74	%8,2 ▲
13.10.2024	ATOM/USDT	8	4.3050	4.3430	4.3650	4.4000	4.4350		4.26000	7,43	-%8,4 ▼
13.10.2024	NEIROCTO/USDT	4	0.0021	0.0020	0.0020	0.0020	0.0019		0.00214	1,13	%9,5 ▲
13.10.2024	HIFI/USDT	2	0.4890	0.5060	0.5246	0.5467	0.5719	0.6000	0.46770	130,70	%45,4 ▲
14.10.2024	ETH/USDT	9	2539.0000	2544.0000	2560.0000	2570.0000	2591.0000		2507.00000	2,06	%18,4 ▲
14.10.2024	AEVO/USDT	6	0.3589	0.3620	0.3637	0.3679	0.3721		0.35070	6,72	%22,1 ▲
14.10.2024	PYTH/USDT	6	0.3367	0.3410	0.3425	0.3460	0.3495		0.33200	5,47	%22,8 ▲
15.10.2024	ALT/USDT	5	0.1296	0.1319	0.1331	0.1351	0.1373		0.12679	2,33	-%10,8 ▼
15.10.2024	CHZ/USDT	5	0.0788	0.0783	0.0780	0.0770	0.0760		0.08000	0,25	-%7,9 ▼
15.10.2024	TAIKO/USDT	2	1.4960	1.5080	1.5379	1.5644	1.6180	1.7807	1.45470	1,11	%1,6 ▲
15.10.2024	TON/USDT	5	5.2660	5.3000	5.3300	5.3900	5.4500		5.15000	0,83	%3,2 ▲
15.10.2024	ATOM/USDT	6	4.5198	4.4900	4.4700	4.4300	4.3900		4.59000	1,89	%17,2 ▲
15.10.2024	FTM/USDT	2	0.7898	0.7690	0.7483	0.7086	0.6723	0.5934	0.82830	22,69	%20,6 ▲
15.10.2024	1000PEPE/USDT	5	0.0106	0.0105	0.0104	0.0102	0.0101		0.01089	2,12	%24,8 ▲
16.10.2024	LINA/USDT	4	0.0040	0.0040	0.0040	0.0040	0.0041	0.0041	0.00387	13,29	-%10,1 ▼
16.10.2024	AVAX/USDT	1	26.4359	26.9000	28.4740	30.6710	32.5300	35.9610	24.80000	168,95	%1,8 ▲
16.10.2024	NEAR/USDT	5	4.9608	5.0250	5.0630	5.1400	5.2160		4.83400	0,92	%6,5 ▲
16.10.2024	LINA/USDT	4	0.0039	0.0040	0.0040	0.0041	0.0041		0.00387	0,62	%7,4 ▲
16.10.2024	SKL/USDT	3	0.0377	0.0376	0.0374	0.0369	0.0365		0.03880	2,78	%9,5 ▲
16.10.2024	XRP/USDT	8	0.5441	0.5470	0.5491	0.5537	0.5578		0.53660	6,24	%20,1 ▲
16.10.2024	NOT/USDT	5	0.0083	0.0082	0.0082	0.0080	0.0079		0.00857	11,17	%25,7 ▲
17.10.2024	INJ/USDT	4	21.5680	21.8010	21.9280	22.1190	22.3130		21.35200	0,51	-%4,0 ▼
17.10.2024	NEAR/USDT	3	4.7630	4.7850	4.8100	4.9000	5.0000	5.1500	4.64300	11,98	%8,6 ▲
17.10.2024	BTC/USDT	8	66831.8775	67050.0000	67230.0000	67615.0000	68000.0000		66080.00000	4,79	%14,0 ▲
17.10.2024	OP/USDT	5	1.7328	1.7200	1.7071	1.6842	1.6611		1.77600	39,92	%14,0 ▲
18.10.2024	XRP/USDT	8	0.5470	0.5517	0.5534	0.5580	0.5622		0.54130	30,46	-%8,3 ▼
18.10.2024	TIA/USDT	2	6.0300	6.1500	6.2290	6.3592	6.4895		5.84000	20,06	%4,0 ▲
18.10.2024	BNB/USDT	14	602.7860	601.5000	600.1800	598.2200	596.2700		606.00000	49,73	%6,1 ▲
19.10.2024	ONE/USDT	4	0.0142	0.0141	0.0140	0.0138	0.0136		0.01461	1,60	%6,9 ▲
19.10.2024	1000PEPE/USDT	5	0.0105	0.0105	0.0104	0.0103	0.0102		0.01074	10,10	%16,0 ▲
20.10.2024	TAO/USDT	3	572.0000	563.0000	557.0000	547.0000	537.0000		587.00000	1,41	-%7,9 ▼
20.10.2024	NEAR/USDT	6	4.8200	4.7600	4.7450	4.7000	4.6550		4.88000	0,56	-%7,5 ▼
20.10.2024	NEIROCTO/USDT	3	0.0019	0.0019	0.0019	0.0020	0.0020		0.00183	0,69	%1,6 ▲
20.10.2024	MANA/USDT	2	0.3290	0.3323	0.3356	0.3390	0.3422		0.32240	19,23	%6,1 ▲
21.10.2024	BTC/USDT	3	67478.0000	67937.0000	68386.0000	69293.0000	70226.0000	72018.0000	66559.00000	11,05	-%4,1 ▼
21.10.2024	ETH/USDT	8	2662.9680	2674.0000	2683.0000	2703.0000	2726.0000		2627.00000	1,29	%6,0 ▲
21.10.2024	BTC/USDT	9	69153.8870	68900.0000	68693.0000	68230.0000	67772.0000		70070.00000	3,53	%18,0 ▲
21.10.2024	PYTH/USDT	4	0.3531	0.3500	0.3470	0.3410	0.3350		0.36500	18,59	%20,5 ▲
22.10.2024	NEIROCTO/USDT	4	0.0017	0.0017	0.0018	0.0018	0.0018		0.00165	4,16	-%10,5 ▼
22.10.2024	OP/USDT	5	1.7255	1.7500	1.7595	1.7799	1.8013		1.69660	2,19	-%8,4 ▼
22.10.2024	AVAX/USDT	3	27.6700	27.8600	28.0400	28.3500	29.5000		26.97300	3,09	%2,1 ▲
22.10.2024	TRB/USDT	3	66.1797	66.6500	67.6630	69.0920	70.5340		63.38600	1,15	%6,7 ▲
22.10.2024	BTC/USDT	11	67358.9497	67000.0000	66900.0000	66597.0000	66299.0000		67800.00000	2,00	%7,5 ▲
22.10.2024	BCH/USDT	6	362.1670	361.0000	360.4000	356.9000	353.3500		370.90000	5,16	%14,6 ▲
23.10.2024	OP/USDT	6	1.7127	1.6988	1.6825	1.6648	1.6480		1.73050	1,27	%4,9 ▲
23.10.2024	NEIROCTO/USDT	4	0.0016	0.0016	0.0017	0.0017	0.0017		0.00160	1,27	%7,2 ▲
23.10.2024	ETHFI/USDT	2	1.5053	1.5333	1.5634	1.6164	1.6730	1.8043	1.44880	10,78	%7,7 ▲
23.10.2024	BTC/USDT	10	66595.4973	66200.0000	66014.0000	65577.0000	65143.0000		67320.00000	3,38	%15,3 ▲
23.10.2024	TAO/USDT	5	546.8970	541.5000	539.0000	533.5300	527.9500		555.50000	2,57	%17,3 ▲
23.10.2024	DOGS/USDT	3	0.0007	0.0007	0.0007	0.0007	0.0007		0.00075	24,10	%19,0 ▲
24.10.2024	DYDX/USDT	4	1.0817	1.0750	1.0680	1.0540	1.0400		1.10800	0,85	%5,1 ▲
24.10.2024	NEIROCTO/USDT	5	0.0015	0.0014	0.0014	0.0014	0.0014		0.00148	1,18	%13,5 ▲
24.10.2024	JASMY/USDT	2	0.0191	0.0187	0.0185	0.0181	0.0177		0.01980	25,28	%14,3 ▲
24.10.2024	FTM/USDT	4	0.6930	0.6790	0.6754	0.6651	0.6544		0.70700	24,49	%22,3 ▲
24.10.2024	NEAR/USDT	4	4.6689	4.6200	4.5757	4.4901	4.4057		4.83000	17,56	%22,5 ▲
25.10.2024	1000BONK/USDT	4	0.0225	0.0221	0.0220	0.0217	0.0214		0.02279	2,64	-%5,3 ▼
25.10.2024	FIL/USDT	5	3.7145	3.6660	3.6460	3.6060	3.5640		3.77300	8,93	%20,3 ▲
26.10.2024	BNB/USDT	2	583.8000	580.8000	579.0000	569.0000	562.0000				



1) DETAILED STATS OF TARGETS (T1, T2, T3 etc.)



2) TARGET DURATION vs PROFIT/LOSS SCATTER CHART

Targets ● SL ● T01 ● T02 ● T03 ● T04 ● T05

