

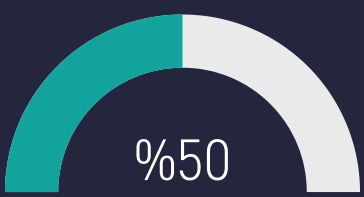


t.me/altsignals

ALTSIGNALS BINANCE SPOT VIP REPORT 2024 OCTOBER



Success Rate



Completed Trades

2 # of Signals %1 Total Profit

Win Trades

1 # of Trades %3 Win Profit

Loss Trades

1 # of Trades -%2 Loss Rate

WIN & LOSS CHART

Win/Loss ● Loss ● Win



TOP WIN & LOSS TRADES

| Realization Date | Pair | Final Profit | Duration (days) | Final Target |
|------------------|----------|--------------|-----------------|--------------|
| 24.10.2024 | APE/USDT | %2,9 | 0,02 | T01 |

| Realization Date | Pair | Total Loss | Duration (days) |
|------------------|----------|------------|-----------------|
| 24.10.2024 | APE/USDT | -%1,6 | 0,18 |

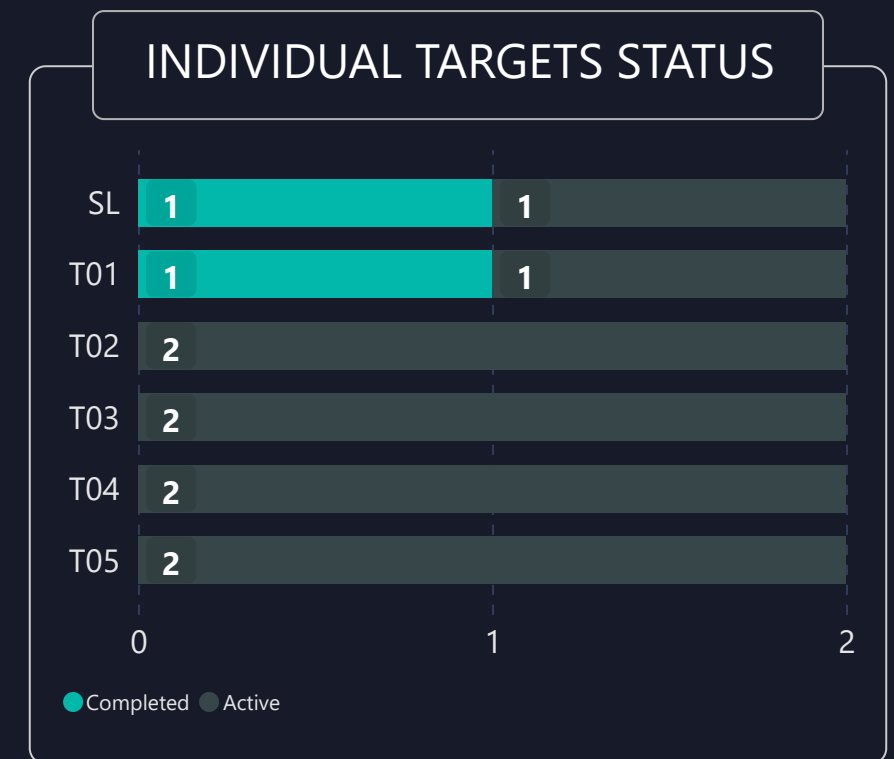
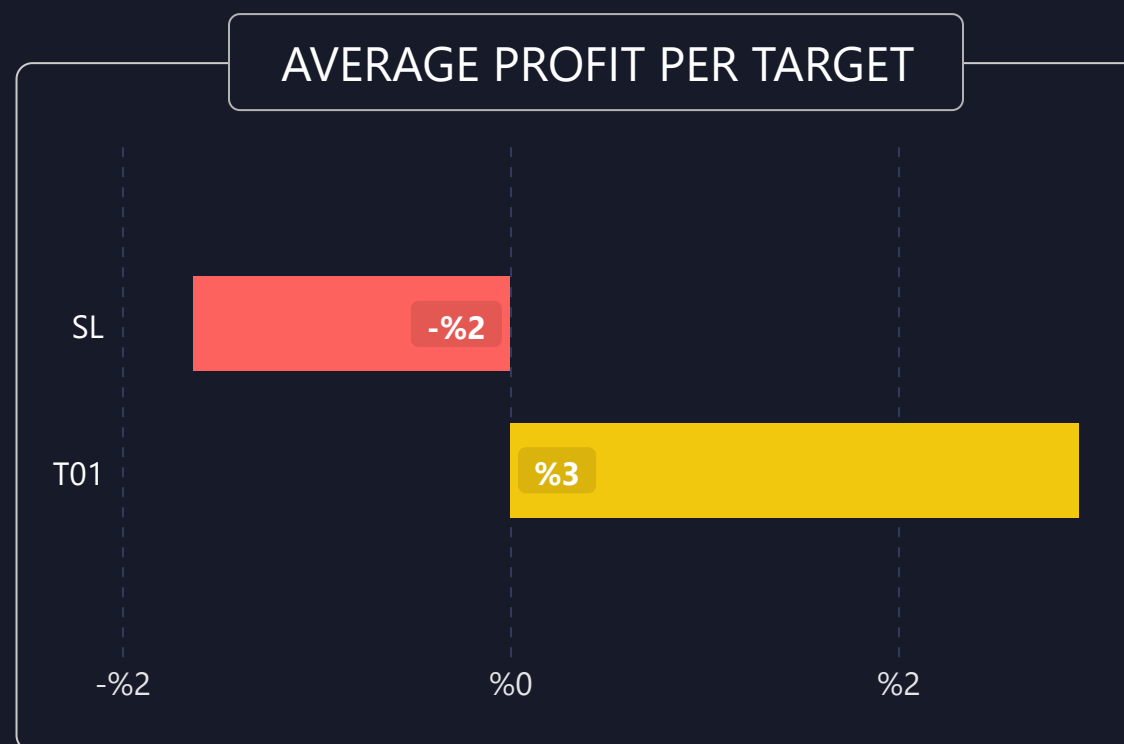
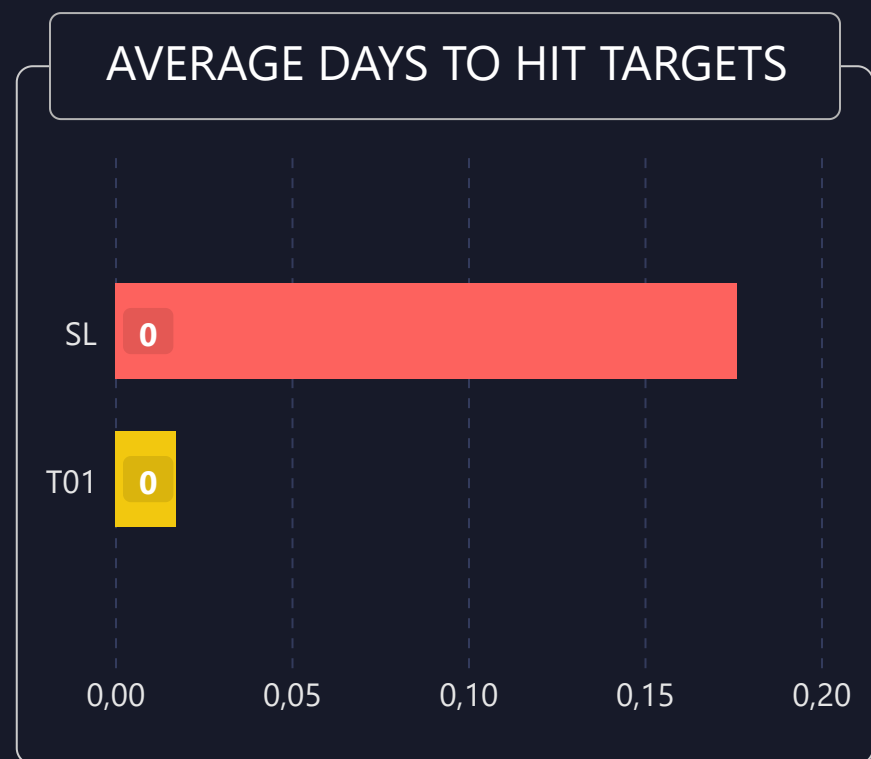


LIST OF ALL TRADES

| Signal Date | Pair | Lev. | Buy Rate | Target 1 | Target 2 | Target 3 | Target 4 | Target 5 | Stop Loss | Man. Close | Dur. (Days) | Final P/L |
|-------------|----------|------|----------|----------|----------|----------|----------|----------|-----------|------------|-------------|-----------|
| 24.10.2024 | APE/USDT | 1 | 1.1270 | 1.1600 | 1.2200 | 1.2900 | 1.3550 | 1.4200 | 1.08000 | | 0,02 | %2,9 ▲ |
| 24.10.2024 | APE/USDT | 1 | 1.1650 | 1.2200 | 1.2900 | 1.3550 | 1.4200 | | 1.14600 | | 0,18 | -%1,6 ▼ |



1) DETAILED STATS OF TARGETS (T1, T2, T3 etc.)



2) TARGET DURATION vs PROFIT/LOSS SCATTER CHART

Targets ● SL ● T01

