


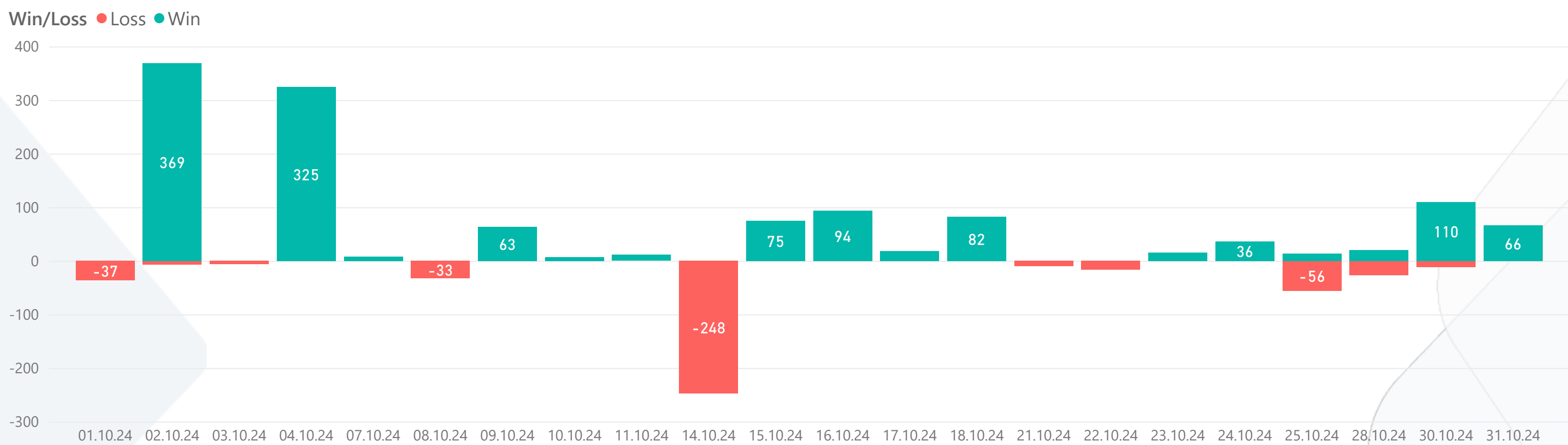


# ALTFX REPORT 2024 OCTOBER

~TOTAL PIPS~  
862



## 1) WIN & LOSS CHART



## 2) TOP WIN & LOSS TRADES

Date	Pair	Buy Rate	Sell Rate	+ Pips	Dur. (hours)
2.10.2024	USD/JPY	143.120	146.21200	309	29,4
4.10.2024	GBP/CHF	0.8428	0.85880	160	101,1
2.10.2024	USD/CHF	0.8460	0.85200	60	29,4
4.10.2024	USD/CAD	1.3518	1.35780	60	28,8
30.10.2024	EUR/CHF	0.9370	0.94200	50	58,1

Date	Pair	Buy Rate	Sell Rate	- Pips	Dur. (hours)
14.10.2024	XTI/USD	75.8000	73.40	-240	77,9
25.10.2024	GBP/JPY	196.680	197.24000	-56	5,0
1.10.2024	US30/USD	42123.5000	42087.00	-37	3,4
8.10.2024	XAU/USD	2641.1615	2644.43	-33	0,9
28.10.2024	CAD/CHF	0.6260	0.62400	-20	76,4

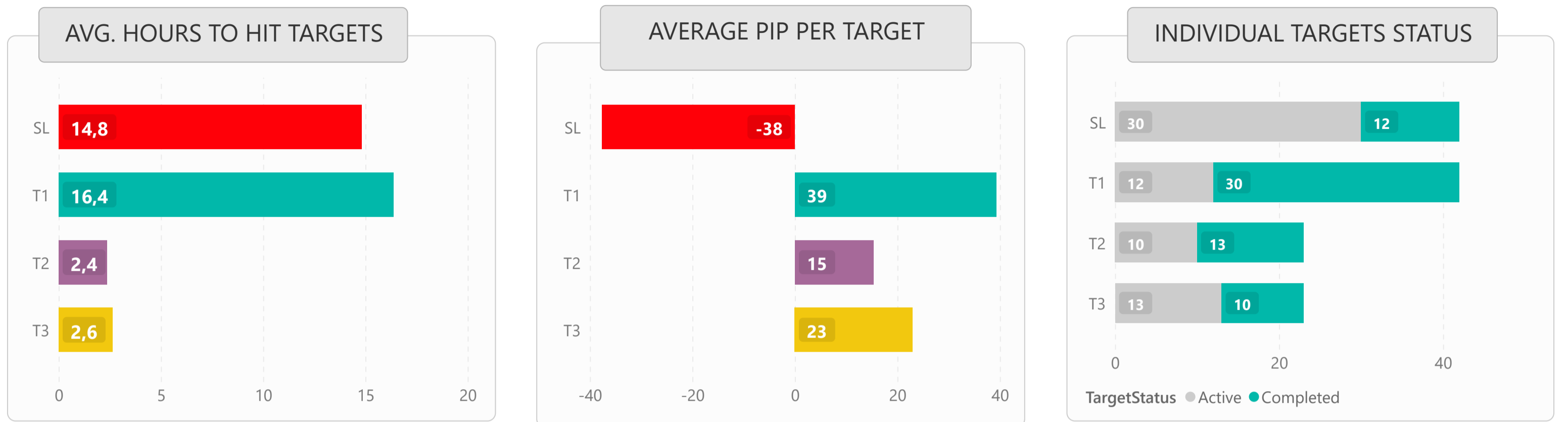


# LIST OF ALL TRADES

Signal Date	Pair	Long/Short	Buy Rate	T1 Rate	T2 Rate	T3 Rate	Stoploss Rate	Pips	Dur. (Hours)
30.09.2024	GBP/CHF	Long	0.8428	0.8588			0.8392	160	101,1
1.10.2024	USD/JPY	Long	143.120	146.212			142.690	309	29,4
1.10.2024	USD/CHF	Long	0.8460	0.8520			0.8414	60	29,4
1.10.2024	US30/USD	Long	42123.5000	42163.0000	42189.0000	42214.0000	42087.0000	-37	3,4
2.10.2024	GBP/CAD	Long	1.7909	1.7916	1.7921	1.7925	1.7902	-7	0,7
3.10.2024	EUR/CHF	Long	0.9400	0.9420			0.9354	20	29,4
3.10.2024	USD/CAD	Long	1.3518	1.3578			1.3477	60	28,8
3.10.2024	CAD/CHF	Long	0.6296	0.6302	0.6306	0.6309	0.6290	-7	0,7
4.10.2024	GBP/CAD	Short	1.7846	1.7830	1.7819	1.7811	1.7862	35	4,1
4.10.2024	EUR/CAD	Short	1.4950	1.4900			1.4970	50	2,9
7.10.2024	AUD/NZD	Long	1.1044	1.1049	1.1052	1.1055	1.1038	8	3,3
8.10.2024	USD/CHF	Long	0.8550	0.8600			0.8500	50	29,7
8.10.2024	XAU/USD	Short	2641.1615	2639.3790	2637.7430	2636.3700	2644.4300	-33	0,9
9.10.2024	USD/CHF	Long	0.8584	0.8590	0.8594	0.8598	0.8578	13	1,4
10.10.2024	NZD/CAD	Long	0.8346	0.8350	0.8352	0.8354	0.8341	7	1,7
11.10.2024	EUR/USD	Long	1.0927	1.0932	1.0935	1.0938	1.0920	11	0,8
11.10.2024	XTI/USD	Long	75.8000	80.0000			73.4000	-240	77,9
14.10.2024	EUR/CHF	Long	0.9380	0.9400			0.9348	20	30,9
14.10.2024	NZD/CAD	Long	0.8384	0.8391	0.8396	0.8401	0.8376	-8	2,4
14.10.2024	GBP/CHF	Long	1.1239	1.1284			1.1194	45	21,7
14.10.2024	CAD/CHF	Long	0.6255	0.6275			0.6208	20	49,6
15.10.2024	AUD/NZD	Long	1.1018	1.1024	1.1028	1.1031	1.1011	10	1,9
16.10.2024	GBP/USD	Short	1.3033	1.3018	1.3008	1.3002	1.3048	31	4,4
16.10.2024	GBP/CAD	Short	1.7956	1.7937	1.7924	1.7914	1.7974	43	4,6
17.10.2024	GBP/USD	Short	1.3017	1.3009	1.3003	1.2998	1.3026	19	1,4
18.10.2024	GBP/CHF	Long	1.1269	1.1319			1.1206	50	11,2
18.10.2024	EUR/AUD	Long	1.6148	1.6163	1.6173	1.6180	1.6132	32	3,9
21.10.2024	GBP/CHF	Long	1.1255	1.1264	1.1271	1.1275	1.1245	-10	7,5
22.10.2024	EUR/JPY	Long	163.052	163.193	163.283	163.377	162.890	-16	0,4
23.10.2024	XAU/USD	Long	2750.7565	2752.2830	2753.3140	2754.3550	2749.0400	15	0,2
23.10.2024	USD/CHF	Short	0.8670	0.8650			0.8690	20	23,2
24.10.2024	GBP/USD	Short	1.2965	1.2958	1.2953	1.2949	1.2973	16	0,7
25.10.2024	GBP/JPY	Short	196.680	193.020			197.240	-56	5,0
25.10.2024	EUR/USD	Long	1.0825	1.0830	1.0834	1.0838	1.0818	14	4,1
25.10.2024	CAD/CHF	Long	0.6260	0.6300			0.6240	-20	76,4
28.10.2024	EUR/CHF	Long	0.9370	0.9420			0.9324	50	58,1
28.10.2024	NZD/CAD	Short	0.8302	0.8296	0.8292	0.8288	0.8308	-6	1,6
28.10.2024	NZD/JPY	Long	91.490	91.690			91.040	20	1,3
29.10.2024	AUD/JPY	Long	100.463	101.063			100.020	60	26,0
30.10.2024	EUR/AUD	Long	1.6497	1.6506	1.6516	1.6522	1.6486	-12	0,9
31.10.2024	GBP/JPY	Short	197.800	197.300			198.322	50	1,1
31.10.2024	GBP/USD	Short	1.2994	1.2987	1.2982	1.2978	1.3002	16	1,0



## 1) DETAILED STATS OF TARGETS (T1, T2, T3 etc.)



## 2) TARGET DURATION vs PROFIT/LOSS SCATTER CHART

