


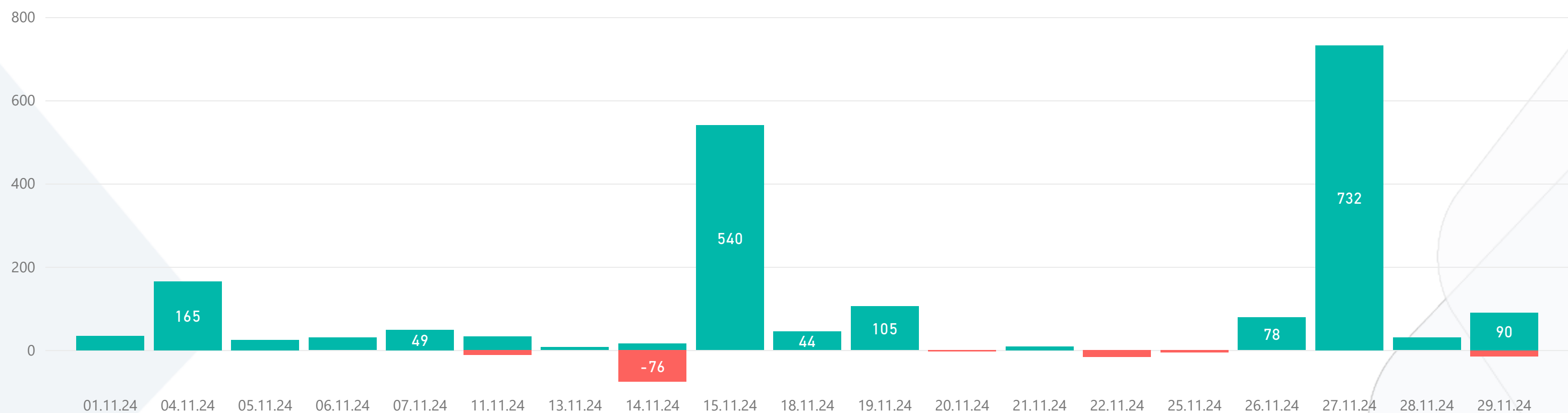
ALTFX REPORT 2024 NOVEMBER

~TOTAL PIPS~
1858



1) WIN & LOSS CHART

Win/Loss ● Loss ● Win



2) TOP WIN & LOSS TRADES

Date	Pair	Buy Rate	Sell Rate	+ Pips	Dur. (hours)
21.11.2024	CHF/JPY	175.600	171.60000	400	155,0
25.11.2024	GBP/JPY	194.056	190.85600	320	46,7
7.11.2024	GBP/JPY	198.560	195.36000	320	188,4
12.11.2024	GBP/JPY	197.520	195.32000	220	81,5
1.11.2024	GBP/JPY	198.200	197.00000	120	57,6

Date	Pair	Buy Rate	Sell Rate	- Pips	Dur. (hours)
13.11.2024	GBP/JPY	197.226	197.98800	-76	14,4
22.11.2024	XTI/USD	70.0300	69.87	-16	2,5
29.11.2024	GBP/USD	1.2705	1.27	-15	1,5
11.11.2024	EUR/AUD	1.6238	1.62273	-11	0,9
25.11.2024	AUD/CHF	0.5794	0.57894	-5	2,9

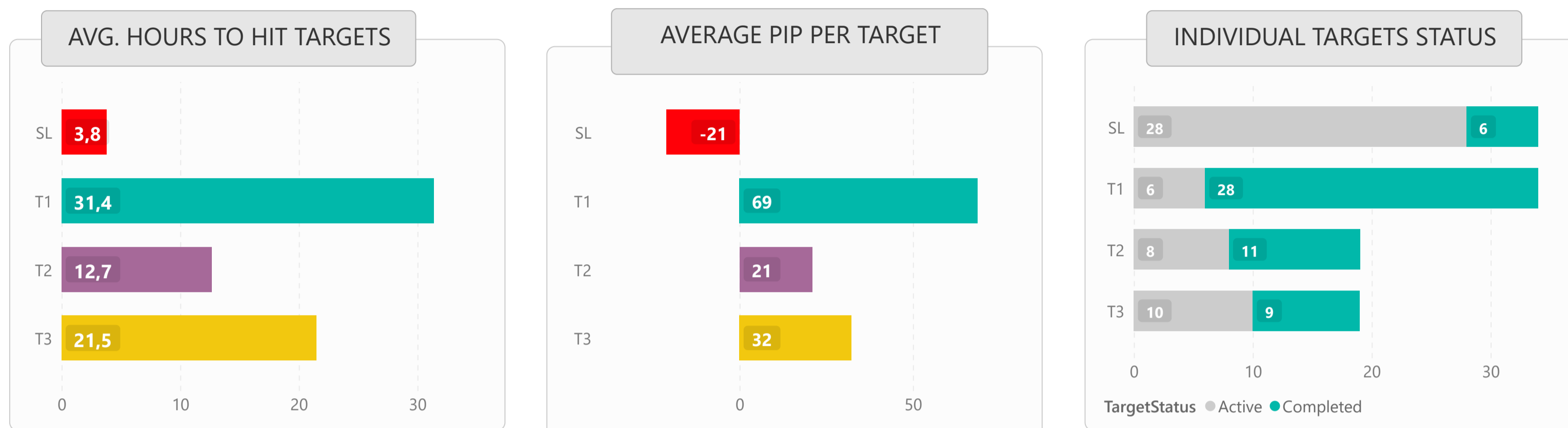


LIST OF ALL TRADES

Signal Date	Pair	Long/Short	Buy Rate	Avg. Sell Rate	Pips	T1 Rate	T2 Rate	T3 Rate	Stoploss Rate	Dur. (Hours)
31.10.2024	EUR/CHF	Long	0.9405	0,9435	30 ▲	0.9435			0.9347	18,8
1.11.2024	GBP/CHF	Short	1.1218	1,1214	4 ▲	1.1206	1.1195	1.1185	1.1241	2,6
1.11.2024	GBP/JPY	Short	198.200	197,0000	120 ▲	197.000			198.688	57,6
4.11.2024	XTI/USD	Long	70.6050	70,9533	35 ▲	70.8100	70.9600	71.0900	70.3500	5,9
4.11.2024	EUR/USD	Long	1.0894	1,0904	10 ▲	1.0904	1.0912	1.0919	1.0882	0,3
5.11.2024	AUD/CAD	Long	0.9184	0,9188	4 ▲	0.9188	0.9191	0.9194	0.9179	7,9
5.11.2024	EUR/CHF	Long	0.9397	0,9417	20 ▲	0.9417			0.9343	1,3
6.11.2024	EUR/USD	Short	1.0772	1,0742	30 ▲	1.0753	1.0742	1.0731	1.0791	2,3
6.11.2024	EUR/CHF	Long	0.9397	0,9417	20 ▲	0.9417			0.9343	24,3
7.11.2024	GBP/CHF	Long	1.1305	1,1314	9 ▲	1.1311	1.1314	1.1318	1.1299	0,7
7.11.2024	EUR/CHF	Long	0.9415	0,9435	20 ▲	0.9435			0.9347	5,4
7.11.2024	GBP/JPY	Short	198.560	195,3600	320 ▲	195.360			199.080	188,4
8.11.2024	GBP/CHF	Long	1.1281	1,1313	32 ▲	1.1301	1.1313	1.1324	1.1261	69,9
11.11.2024	EUR/AUD	Long	1.6238	1,6227	-11 ▼	1.6249	1.6256	1.6263	1.6227	0,9
12.11.2024	GBP/JPY	Short	197.520	195,3200	220 ▲	195.320			198.288	81,5
13.11.2024	GBP/USD	Short	1.2752	1,2745	7 ▲	1.2744	1.2739	1.2735	1.2759	0,6
13.11.2024	GBP/JPY	Short	197.226	197,9880	-76 ▼	190.600			197.988	14,4
14.11.2024	GBP/AUD	Short	1.9625	1,9609	15 ▲	1.9617	1.9609	1.9602	1.9641	0,2
14.11.2024	EUR/AUD	Short	1.6353	1,6309	44 ▲	1.6330	1.6307	1.6290	1.6398	104,9
18.11.2024	GBP/AUD	Short	1.9546	1,9441	105 ▲	1.9441			1.9609	25,2
20.11.2024	AUD/CHF	Long	0.5771	0,5768	-3 ▼	0.5774	0.5776	0.5779	0.5768	0,5
21.11.2024	CHF/JPY	Short	175.600	171,6000	400 ▲	171.600			176.283	155,0
21.11.2024	AUD/NZD	Long	1.1097	1,1105	9 ▲	1.1101	1.1105	1.1109	1.1091	3,1
22.11.2024	XTI/USD	Long	70.0300	69,8700	-16 ▼	70.1700	70.2700	70.3700	69.8700	2,5
22.11.2024	EUR/CHF	Long	0.9280	0,9310	30 ▲	0.9310			0.9220	86,8
25.11.2024	AUD/CHF	Long	0.5794	0,5789	-5 ▼	0.5798	0.5802	0.5804	0.5789	2,9
25.11.2024	GBP/JPY	Short	194.056	190,8560	320 ▲	190.856			194.680	46,7
26.11.2024	NZD/CAD	Short	0.8263	0,8243	20 ▲	0.8253	0.8243	0.8233	0.8283	0,9
26.11.2024	GBP/CAD	Short	1.7741	1,7733	8 ▲	1.7716	1.7700	1.7684	1.7767	1,2
26.11.2024	CAD/CHF	Long	0.6280	0,6300	20 ▲	0.6300			0.6223	4,3
27.11.2024	NZD/CAD	Long	0.8268	0,8280	12 ▲	0.8276	0.8280	0.8284	0.8262	5,4
27.11.2024	NZD/JPY	Short	89.220	88,3200	90 ▲	88.320			89.900	47,9
27.11.2024	EUR/CHF	Long	0.9295	0,9325	30 ▲	0.9325			0.9228	10,7
29.11.2024	GBP/USD	Long	1.2705	1,2690	-15 ▼	1.2723	1.2734	1.2746	1.2690	1,5



1) DETAILED STATS OF TARGETS (T1, T2, T3 etc.)



2) TARGET DURATION vs PROFIT/LOSS SCATTER CHART

