


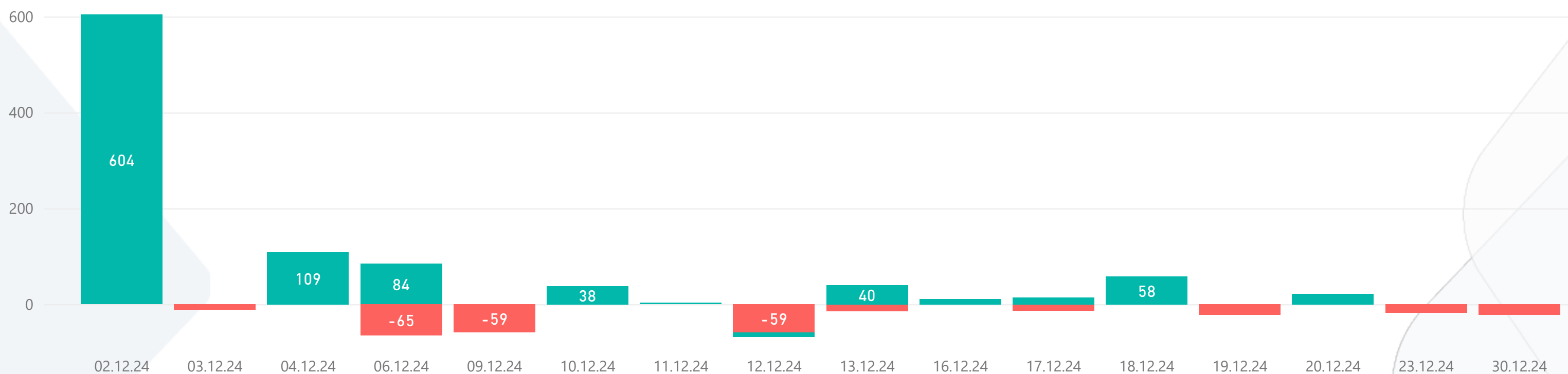
# ALTFX REPORT 2024 DECEMBER

~TOTAL PIPS~  
689



## 1) WIN & LOSS CHART

Win/Loss ● Loss ● Win



## 2) TOP WIN & LOSS TRADES

Date	Pair	Buy Rate	Sell Rate	+ Pips	Dur. (hours)
21.11.2024	CHF/JPY	175.600	170.00000	560	264,8
3.12.2024	NZD/JPY	88.100	87.20000	90	13,8
6.12.2024	NZD/JPY	87.960	87.51000	45	1,5
2.12.2024	GBP/CAD	1.7843	1.77830	44	4,0
17.12.2024	USD/CHF	0.8960	0.90000	40	32,1

Date	Pair	Buy Rate	Sell Rate	- Pips	Dur. (hours)
3.12.2024	CAD/CHF	0.6320	0.62550	-65	77,9
6.12.2024	GBP/JPY	192.800	193.38800	-59	74,5
11.12.2024	GBP/JPY	193.500	194.08800	-59	24,4
30.12.2024	GBP/CHF	1.1351	1.13733	-22	4,4
19.12.2024	NZD/JPY	88.288	88.50600	-22	0,6

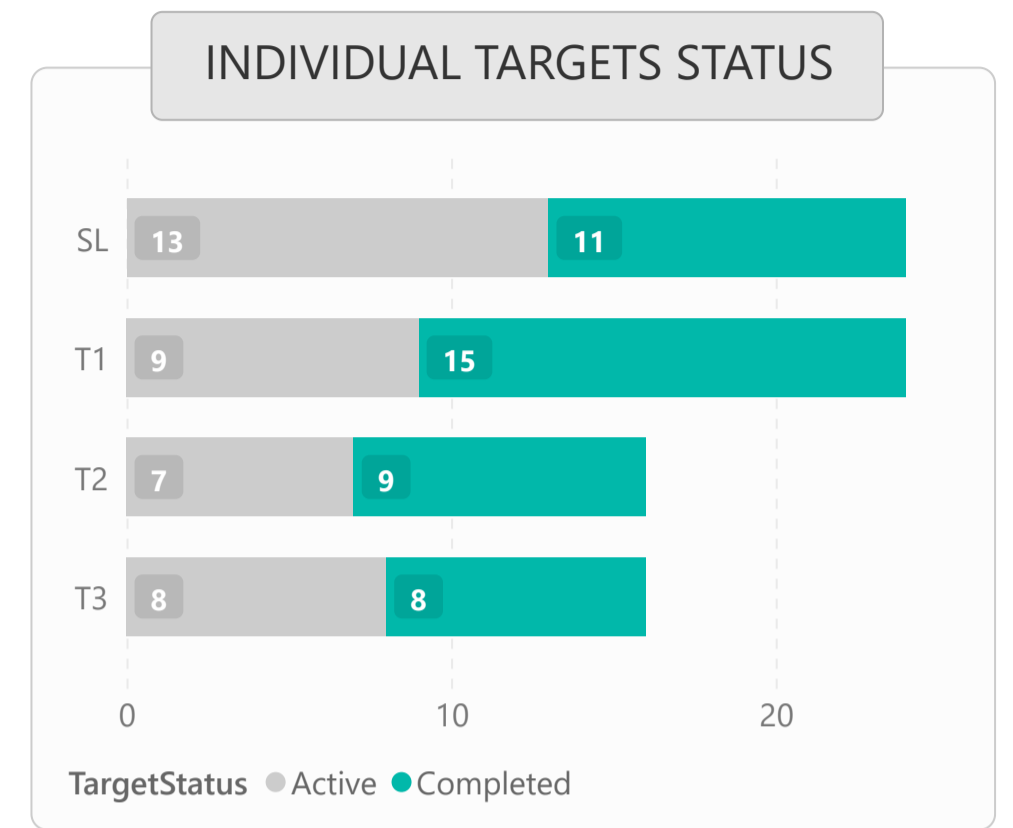
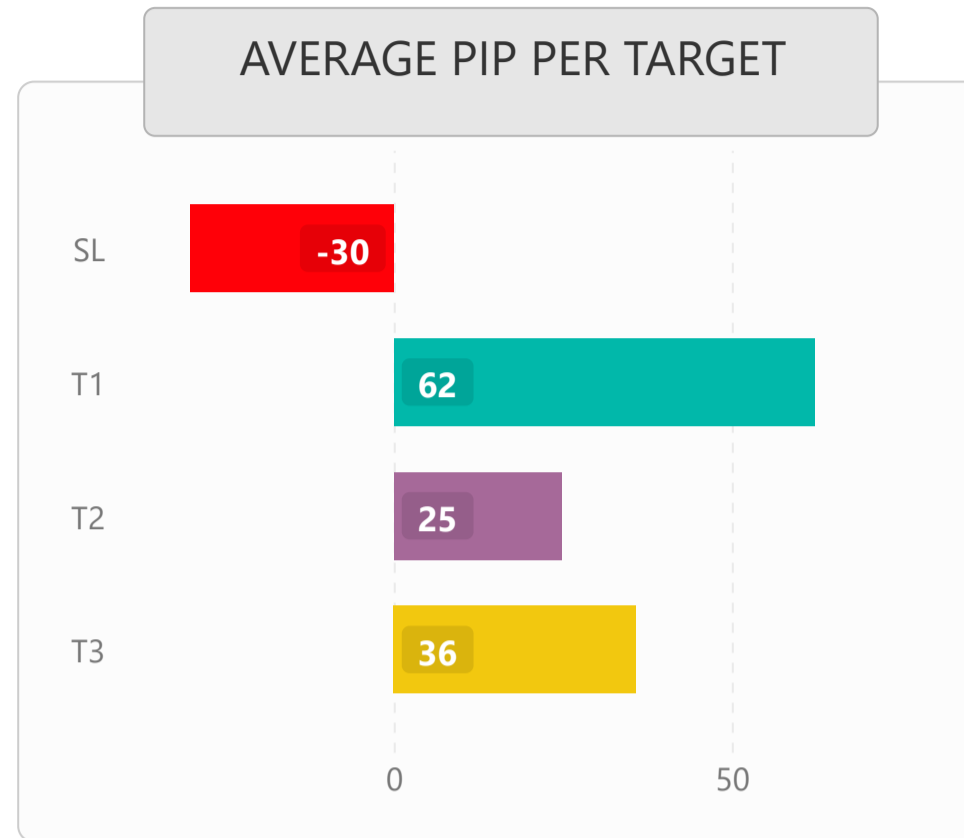
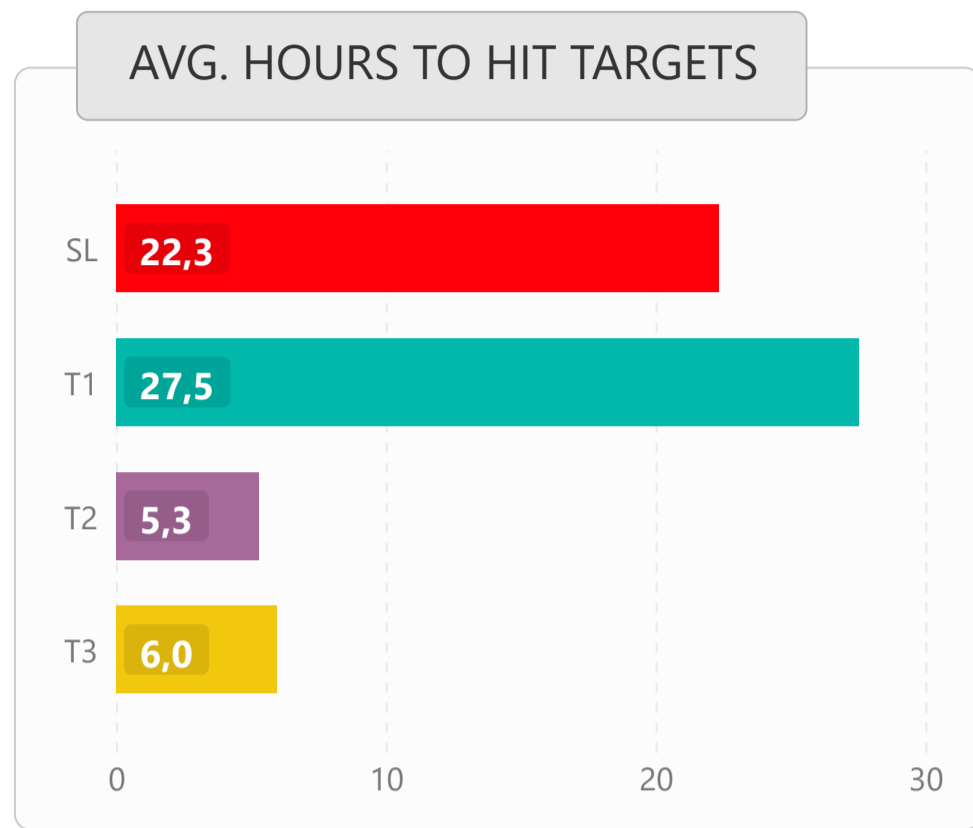


# LIST OF ALL TRADES

Signal Date	Pair	Long/Short	Buy Rate	Avg. Sell Rate	Pips	T1 Rate	T2 Rate	T3 Rate	Stoploss Rate	Dur. (Hours)
21.11.2024	CHF/JPY	Short	175.600	170,0000	560 ▲	170.000			176.283	264,8
2.12.2024	GBP/CAD	Short	1.7843	1,7799	44 ▲	1.7814	1.7800	1.7783	1.7861	4,0
3.12.2024	CAD/CHF	Long	0.6320	0,6255	-65 ▼	0.6620			0.6255	77,9
3.12.2024	GBP/USD	Short	1.2671	1,2682	-11 ▼	1.2660	1.2652	1.2645	1.2682	0,6
3.12.2024	NZD/JPY	Short	88.100	87,2000	90 ▲	87.200			88.670	13,8
4.12.2024	GBP/CAD	Long	1.7825	1,7844	19 ▲	1.7841	1.7843	1.7849	1.7818	0,8
5.12.2024	GBP/CAD	Short	1.7913	1,7874	39 ▲	1.7893	1.7873	1.7855	1.7955	11,9
6.12.2024	GBP/JPY	Short	192.800	193,3880	-59 ▼	188.200			193.388	74,5
6.12.2024	NZD/JPY	Short	87.960	87,5100	45 ▲	87.510			88.540	1,5
9.12.2024	AUD/NZD	Short	1.1010	1,0972	38 ▲	1.0987	1.0973	1.0958	1.1032	22,7
10.12.2024	GBP/AUD	Long	1.9894	1,9884	-10 ▼	1.9919	1.9937	1.9954	1.9867	49,9
11.12.2024	GBP/JPY	Short	193.500	194,0880	-59 ▼	188.200			194.088	24,4
11.12.2024	GBP/CAD	Long	1.8067	1,8070	3 ▲	1.8076	1.8085	1.8095	1.8048	2,2
12.12.2024	GBP/JPY	Short	194.200	193,8000	40 ▲	193.800			194.820	24,4
13.12.2024	EUR/USD	Short	1.0483	1,0497	-15 ▼	1.0471	1.0462	1.0455	1.0497	3,2
16.12.2024	NZD/JPY	Long	88.658	88,7670	11 ▲	88.726	88.767	88.808	88.600	1,1
17.12.2024	GBP/CAD	Long	1.8107	1,8121	14 ▲	1.8114	1.8121	1.8128	1.8093	2,8
17.12.2024	NZD/JPY	Long	88.588	88,4520	-14 ▼	88.698	88.777	88.847	88.452	6,4
17.12.2024	USD/CHF	Long	0.8960	0,9000	40 ▲	0.9000			0.8902	32,1
18.12.2024	EUR/AUD	Long	1.6615	1,6633	18 ▲	1.6625	1.6634	1.6642	1.6596	2,5
19.12.2024	NZD/JPY	Short	88.288	88,5060	-22 ▼	88.084	87.936	87.803	88.506	0,6
20.12.2024	EUR/AUD	Long	1.6649	1,6671	22 ▲	1.6662	1.6671	1.6679	1.6635	1,7
23.12.2024	EUR/AUD	Long	1.6652	1,6634	-18 ▼	1.6668	1.6680	1.6691	1.6634	1,6
30.12.2024	GBP/CHF	Short	1.1351	1,1373	-22 ▼	1.1326	1.1311	1.1295	1.1373	4,4



# 1) DETAILED STATS OF TARGETS (T1, T2, T3 etc.)



# 2) TARGET DURATION vs PROFIT/LOSS SCATTER CHART

