
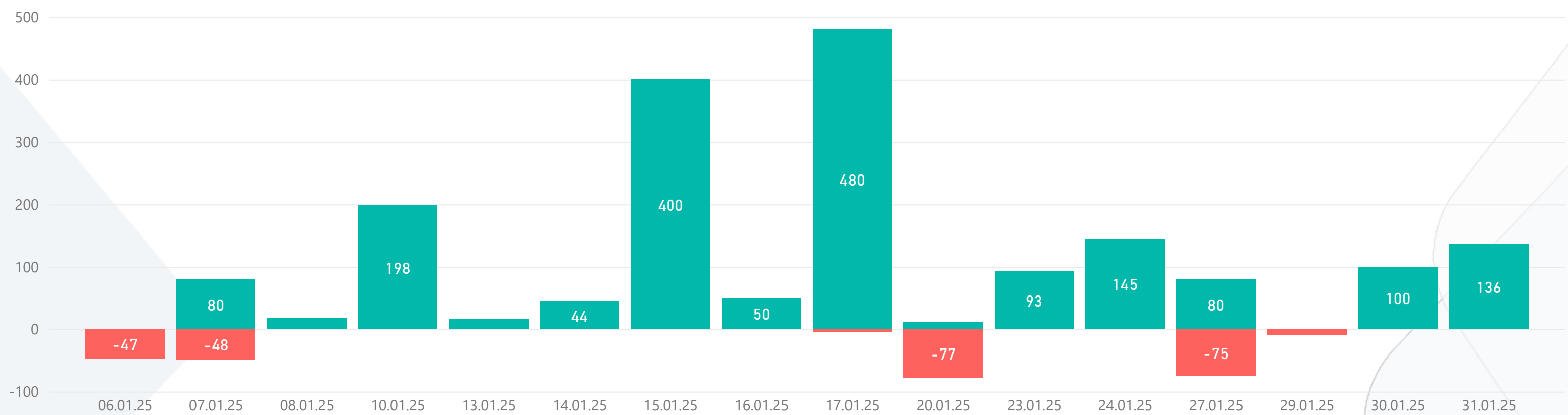


ALTFX REPORT 2025 JANUARY



1) WIN & LOSS CHART

Win/Loss ● Loss ● Win



2) TOP WIN & LOSS TRADES

Date	Pair	Buy Rate	Sell Rate	+ Pips	Dur. (hours)
10.01.2025	XTI/USD	76.0000	80.00	400	121,9
8.01.2025	AUD/JPY	98.200	96.10000	210	217,3
15.01.2025	AUD/JPY	97.440	96.14000	130	47,5
7.01.2025	USD/CHF	0.9069	0.91890	120	73,0
16.01.2025	NZD/JPY	87.600	86.60000	100	35,8

Date	Pair	Buy Rate	Sell Rate	- Pips	Dur. (hours)
20.01.2025	AUD/JPY	96.820	97.59000	-77	13,6
6.01.2025	GBP/JPY	196.600	197.08000	-48	11,0
6.01.2025	EUR/CAD	1.4860	1.49068	-47	0,3
27.01.2025	USD/CHF	0.9068	0.90220	-46	1,9
27.01.2025	GBP/CHF	1.1252	1.12230	-29	2,8

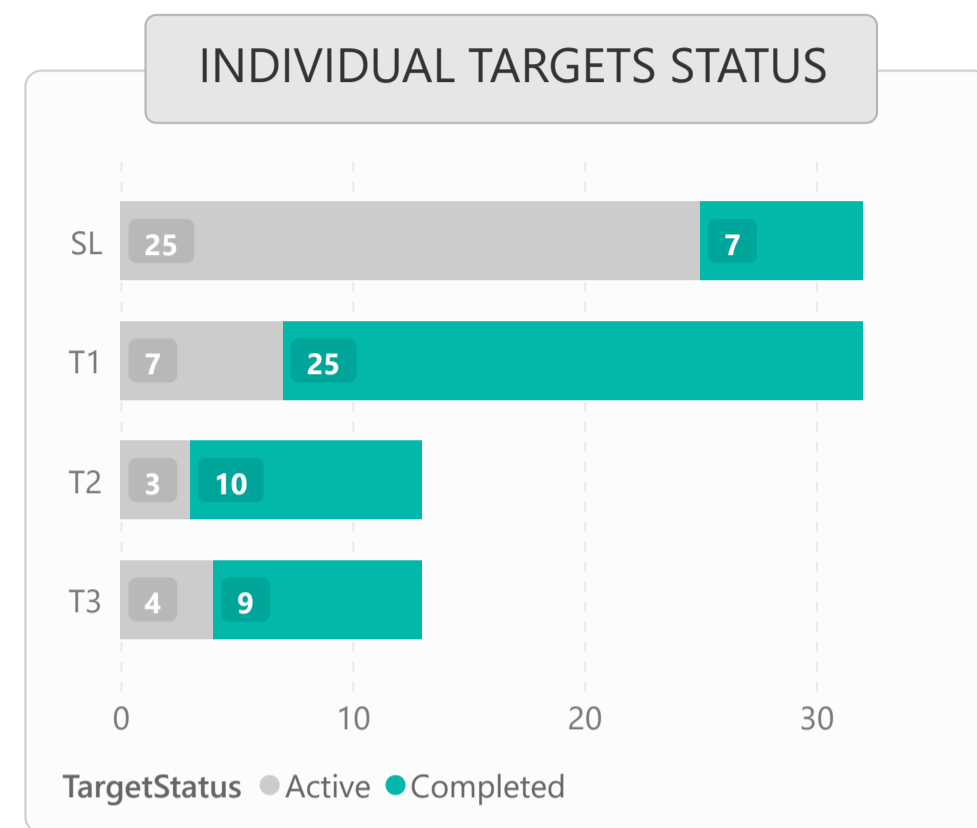
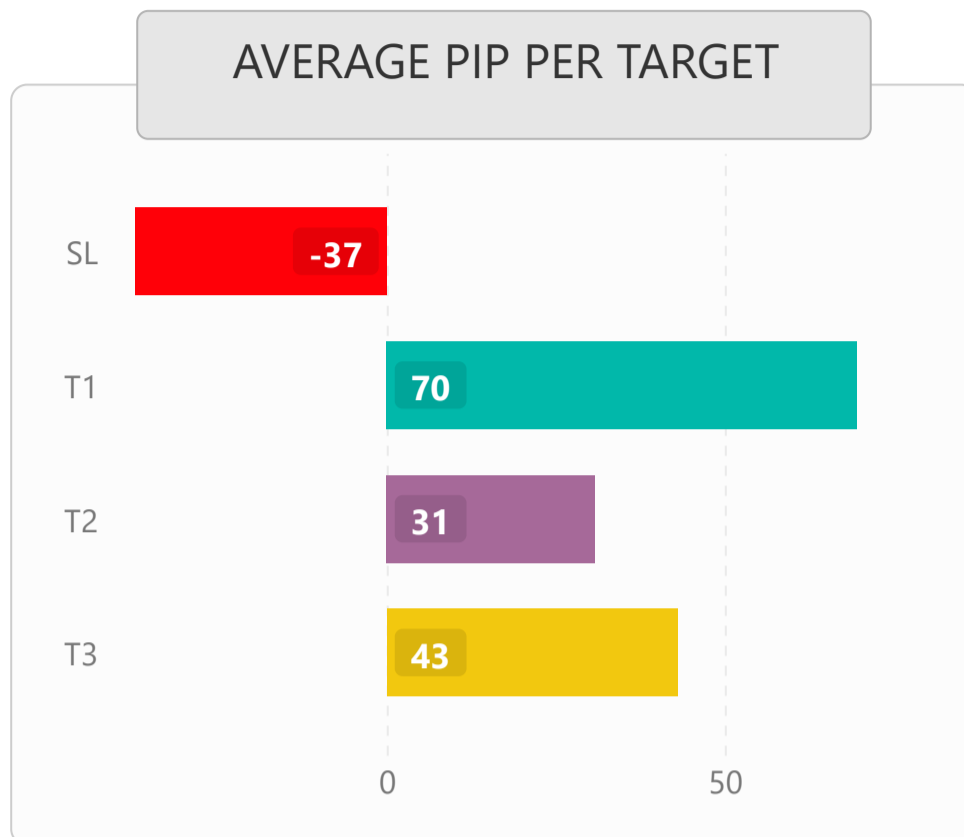
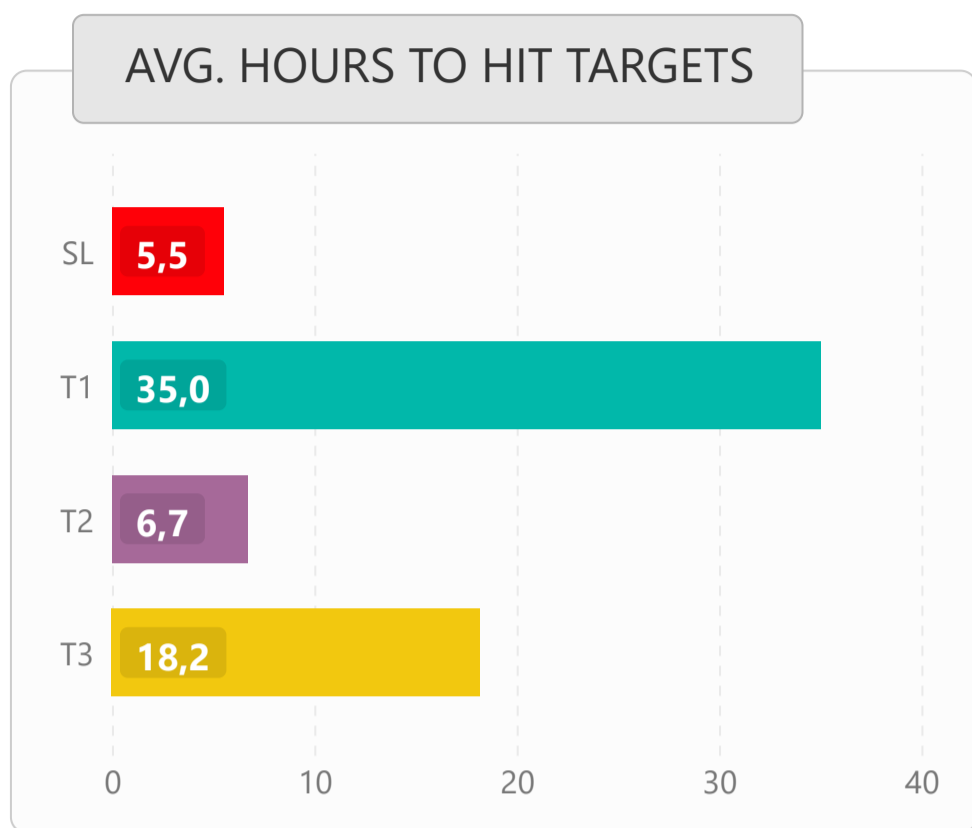


LIST OF ALL TRADES

Signal Date	Pair	Long/Short	Buy Rate	Avg. Sell Rate	Pips	T1 Rate	T2 Rate	T3 Rate	Stoploss Rate	Dur. (Hours)
6.01.2025	EUR/CHF	Long	0.9360	0,9440	80 ▲	0.9440			0.9319	38,2
6.01.2025	EUR/CAD	Short	1.4860	1,4907	-47 ▼	1.4665			1.4907	0,3
6.01.2025	GBP/JPY	Short	196.600	197,0800	-48 ▼	192.000			197.080	11,0
7.01.2025	EUR/AUD	Long	1.6581	1,6643	62 ▲	1.6618	1.6644	1.6669	1.6542	77,0
7.01.2025	USD/CHF	Long	0.9069	0,9189	120 ▲	0.9189			0.9016	73,0
8.01.2025	GBP/AUD	Long	1.9989	2,0007	18 ▲	2.0009	2.0024	2.0038	1.9966	2,9
8.01.2025	AUD/JPY	Short	98.200	96,1000	210 ▲	96.100			98.690	217,3
9.01.2025	NZD/CAD	Short	0.8061	0,8045	15 ▲	0.8052	0.8045	0.8039	0.8071	23,4
10.01.2025	AUD/JPY	Short	97.400	96,9000	50 ▲	96.900			98.080	129,8
10.01.2025	XTI/USD	Long	76.0000	80,0000	400 ▲	80.0000			73.2000	121,9
13.01.2025	NZD/JPY	Short	87.588	87,4337	15 ▲	87.502	87.430	87.369	87.723	1,0
13.01.2025	EUR/CHF	Long	0.9370	0,9400	30 ▲	0.9400			0.9319	20,6
14.01.2025	AUD/CAD	Short	0.8913	0,8898	14 ▲	0.8904	0.8897	0.8891	0.8923	4,8
15.01.2025	AUD/JPY	Short	97.440	96,1400	130 ▲	96.140			98.080	47,5
16.01.2025	NZD/JPY	Short	87.600	86,6000	100 ▲	86.600			88.282	35,8
17.01.2025	AUD/CHF	Short	0.5668	0,5672	-4 ▼	0.5665	0.5662	0.5660	0.5672	8,6
17.01.2025	AUD/JPY	Short	96.300	96,1000	20 ▲	96.100			96.988	0,7
17.01.2025	USD/CHF	Long	0.9130	0,9150	20 ▲	0.9150			0.9081	3,4
20.01.2025	AUD/JPY	Short	96.820	97,5900	-77 ▼	88.000			97.590	13,6
20.01.2025	NZD/CAD	Short	0.8119	0,8108	11 ▲	0.8112	0.8108	0.8103	0.8127	1,6
21.01.2025	XTI/USD	Long	76.0000	76,7000	70 ▲	76.7000			73.2000	55,9
22.01.2025	GBP/JPY	Long	192.284	192,9350	65 ▲	192.665	192.932	193.208	191.864	42,9
23.01.2025	GBP/USD	Long	1.2292	1,2315	23 ▲	1.2305	1.2315	1.2324	1.2276	2,3
23.01.2025	EUR/CHF	Long	0.9438	0,9488	50 ▲	0.9488			0.9382	13,3
24.01.2025	GBP/USD	Long	1.2414	1,2444	30 ▲	1.2431	1.2444	1.2456	1.2394	5,0
27.01.2025	USD/CHF	Long	0.9068	0,9022	-46 ▼	0.9520			0.9022	1,9
27.01.2025	GBP/CHF	Long	1.1252	1,1223	-29 ▼	1.1280	1.1298	1.1318	1.1223	2,8
27.01.2025	XTI/USD	Long	75.6000	76,4000	80 ▲	76.4000			72.9000	1,8
28.01.2025	AUD/JPY	Short	96.940	95,9400	100 ▲	95.940			97.520	42,4
29.01.2025	NZD/JPY	Short	87.719	86,7190	100 ▲	86.719			88.239	34,7
29.01.2025	GBP/USD	Short	1.2423	1,2432	-9 ▼	1.2415	1.2409	1.2403	1.2432	0,4
31.01.2025	GBP/NZD	Short	2.1994	2,1958	36 ▲	2.1973	2.1958	2.1943	2.2019	5,6



1) DETAILED STATS OF TARGETS (T1, T2, T3 etc.)



2) TARGET DURATION vs PROFIT/LOSS SCATTER CHART

