




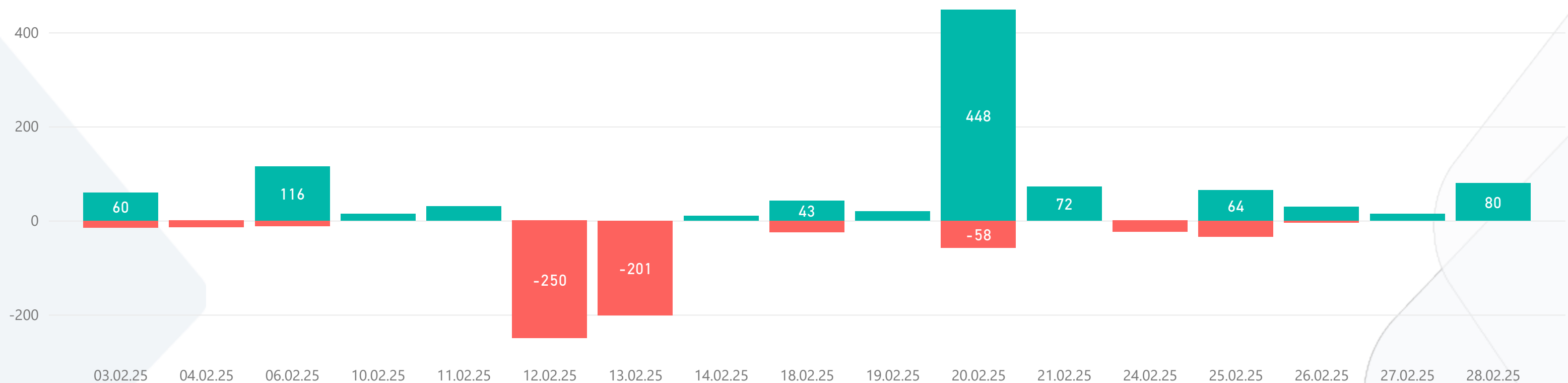
ALTFX REPORT 2025 FEBRUARY

~TOTAL PIPS~
364



1) WIN & LOSS CHART

Win/Loss ● Loss ● Win



2) TOP WIN & LOSS TRADES

| Date | Pair | Buy Rate | Sell Rate | + Pips | Dur. (hours) |
|------------|---------|----------|-----------|--------|--------------|
| 13.02.2025 | GBP/JPY | 192.260 | 189.36000 | 290 | 164,7 |
| 17.02.2025 | CAD/JPY | 107.200 | 106.40000 | 80 | 68,8 |
| 19.02.2025 | CAD/JPY | 106.825 | 106.22500 | 60 | 11,9 |
| 6.02.2025 | NZD/JPY | 86.350 | 85.85000 | 50 | 11,4 |
| 5.02.2025 | AUD/JPY | 96.000 | 95.50000 | 50 | 20,9 |

| Date | Pair | Buy Rate | Sell Rate | - Pips | Dur. (hours) |
|------------|-----------|------------|-----------|--------|--------------|
| 12.02.2025 | USTEC/USD | 21700.0000 | 21480.00 | -220 | 0,5 |
| 11.02.2025 | XTI/USD | 73.0000 | 71.20 | -180 | 51,6 |
| 14.02.2025 | EUR/CHF | 0.9462 | 0.94040 | -58 | 140,8 |
| 24.02.2025 | NZD/USD | 0.5760 | 0.57 | -34 | 33,6 |
| 12.02.2025 | GBP/USD | 1.2410 | 1.24 | -30 | 5,9 |

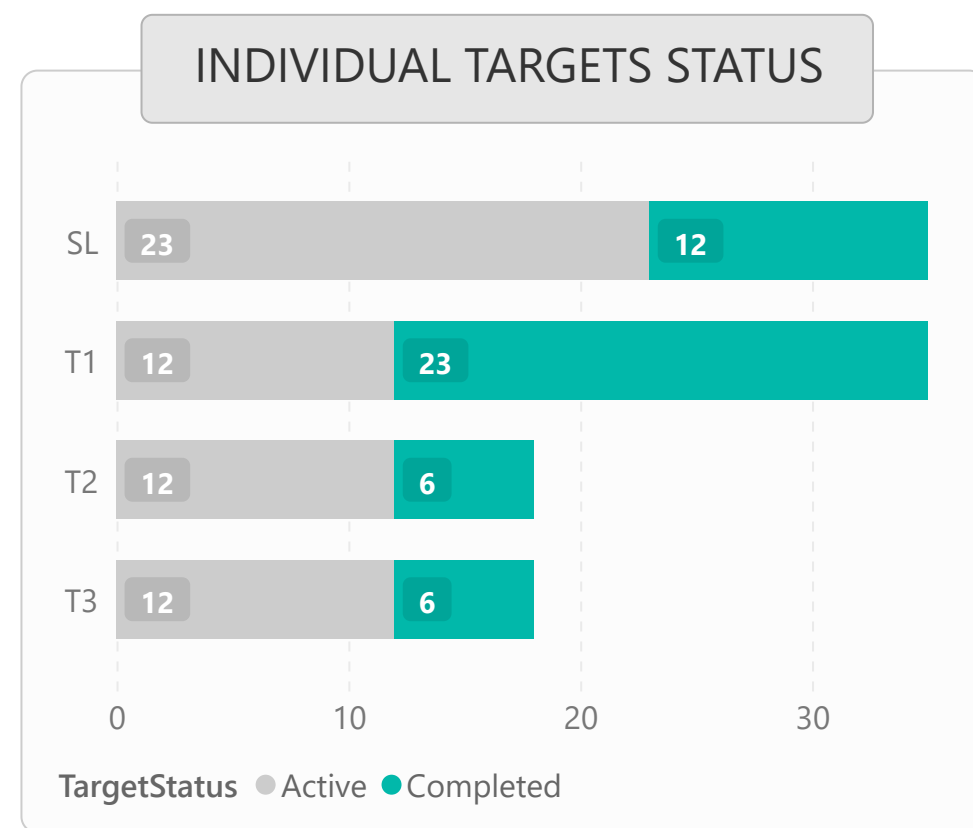
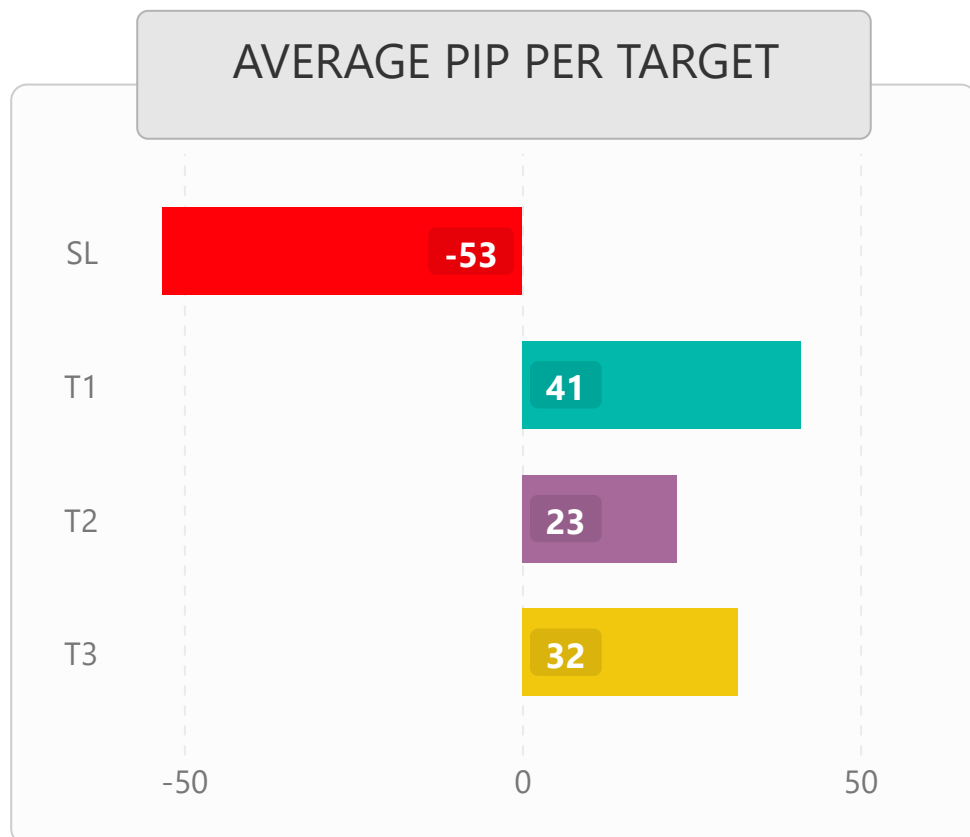
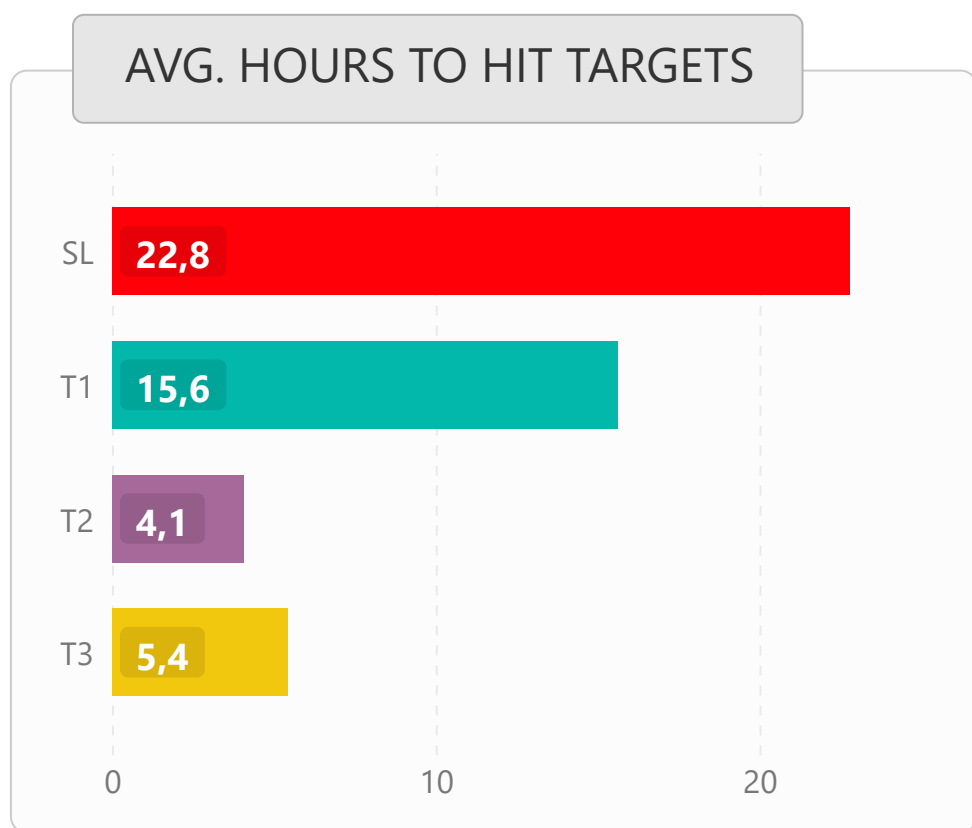


LIST OF ALL TRADES

| Signal Date | Pair | Long/Short | Buy Rate | Avg. Sell Rate | Pips | T1 Rate | T2 Rate | T3 Rate | Stoploss Rate | Dur. (Hours) |
|-------------|-----------|------------|------------|----------------|--------|------------|---------|---------|---------------|--------------|
| 3.02.2025 | NZD/CHF | Short | 0.5092 | 0,5107 | -15 ▼ | 0.5078 | 0.5068 | 0.5061 | 0.5107 | 1,0 |
| 3.02.2025 | XTI/USD | Long | 75.0000 | 75,6000 | 60 ▲ | 75.6000 | | | 72.9000 | 3,9 |
| 4.02.2025 | GBP/CHF | Long | 1.1291 | 1,1277 | -14 ▼ | 1.1303 | 1.1312 | 1.1321 | 1.1277 | 2,7 |
| 5.02.2025 | AUD/USD | Short | 0.6279 | 0,6263 | 16 ▲ | 0.6263 | 0.6251 | 0.6243 | 0.6298 | 21,2 |
| 5.02.2025 | AUD/JPY | Short | 96.000 | 95,5000 | 50 ▲ | 95.500 | | | 96.582 | 20,9 |
| 6.02.2025 | NZD/CAD | Long | 0.8124 | 0,8112 | -12 ▼ | 0.8134 | 0.8140 | 0.8145 | 0.8112 | 7,6 |
| 6.02.2025 | NZD/JPY | Short | 86.350 | 85,8500 | 50 ▲ | 85.850 | | | 86.920 | 11,4 |
| 10.02.2025 | AUD/CAD | Long | 0.8987 | 0,9002 | 15 ▲ | 0.8996 | 0.9002 | 0.9008 | 0.8976 | 5,1 |
| 11.02.2025 | AUD/USD | Long | 0.6280 | 0,6300 | 20 ▲ | 0.6300 | | | 0.6224 | 12,1 |
| 11.02.2025 | XTI/USD | Long | 73.0000 | 71,2000 | -180 ▼ | 88.0000 | | | 71.2000 | 51,6 |
| 11.02.2025 | AUD/CHF | Long | 0.5718 | 0,5728 | 10 ▲ | 0.5723 | 0.5728 | 0.5732 | 0.5711 | 1,4 |
| 12.02.2025 | GBP/USD | Long | 1.2410 | 1,2380 | -30 ▼ | 1.2435 | 1.2453 | 1.2471 | 1.2380 | 5,9 |
| 12.02.2025 | USTEC/USD | Long | 21700.0000 | 21480,0000 | -220 ▼ | 22300.0000 | | | 21480.0000 | 0,5 |
| 13.02.2025 | GBP/JPY | Short | 192.260 | 189,3600 | 290 ▲ | 189.360 | | | 192.920 | 164,7 |
| 13.02.2025 | GBP/CAD | Long | 1.7854 | 1,7833 | -21 ▼ | 1.7871 | 1.7884 | 1.7896 | 1.7833 | 1,1 |
| 14.02.2025 | EUR/CHF | Long | 0.9462 | 0,9404 | -58 ▼ | 0.9680 | | | 0.9404 | 140,8 |
| 14.02.2025 | AUD/USD | Long | 0.6336 | 0,6346 | 10 ▲ | 0.6342 | 0.6346 | 0.6350 | 0.6329 | 2,4 |
| 17.02.2025 | CAD/JPY | Short | 107.200 | 106,4000 | 80 ▲ | 106.400 | | | 107.780 | 68,8 |
| 17.02.2025 | CAD/JPY | Long | 106.908 | 106,6600 | -25 ▼ | 107.125 | 107.278 | 107.437 | 106.660 | 21,7 |
| 18.02.2025 | GBP/NZD | Long | 2.2066 | 2,2109 | 43 ▲ | 2.2091 | 2.2109 | 2.2128 | 2.2037 | 5,6 |
| 19.02.2025 | CAD/JPY | Short | 106.825 | 106,2250 | 60 ▲ | 106.225 | | | 107.288 | 11,9 |
| 19.02.2025 | USD/CHF | Long | 0.9039 | 0,9048 | 9 ▲ | 0.9048 | 0.9055 | 0.9060 | 0.9030 | 2,5 |
| 19.02.2025 | NZD/CHF | Long | 0.5156 | 0,5166 | 10 ▲ | 0.5166 | 0.5173 | 0.5178 | 0.5145 | 1,2 |
| 20.02.2025 | NZD/USD | Long | 0.5720 | 0,5780 | 60 ▲ | 0.5780 | | | 0.5697 | 17,1 |
| 20.02.2025 | EUR/USD | Short | 1.0449 | 1,0431 | 18 ▲ | 1.0431 | 1.0419 | 1.0408 | 1.0470 | 0,7 |
| 21.02.2025 | GBP/USD | Long | 1.2645 | 1,2657 | 12 ▲ | 1.2657 | 1.2665 | 1.2672 | 1.2632 | 3,9 |
| 24.02.2025 | NZD/USD | Long | 0.5760 | 0,5726 | -34 ▼ | 0.5860 | | | 0.5726 | 33,6 |
| 24.02.2025 | USD/JPY | Long | 149.443 | 149,8863 | 44 ▲ | 149.718 | 149.891 | 150.050 | 149.186 | 15,3 |
| 24.02.2025 | EUR/NZD | Short | 1.8226 | 1,8250 | -24 ▼ | 1.8100 | | | 1.8250 | 4,3 |
| 25.02.2025 | EUR/NZD | Short | 1.8350 | 1,8330 | 20 ▲ | 1.8330 | | | 1.8392 | 3,8 |
| 26.02.2025 | GBP/JPY | Short | 189.040 | 188,7400 | 30 ▲ | 188.740 | | | 189.388 | 1,6 |
| 26.02.2025 | AUD/CHF | Long | 0.5655 | 0,5650 | -5 ▼ | 0.5660 | 0.5663 | 0.5666 | 0.5650 | 2,5 |
| 27.02.2025 | USD/CHF | Long | 0.8960 | 0,8975 | 15 ▲ | 0.8969 | 0.8975 | 0.8981 | 0.8950 | 2,8 |
| 28.02.2025 | CHF/JPY | Short | 166.400 | 166,0000 | 40 ▲ | 166.000 | | | 166.982 | 1,4 |
| 28.02.2025 | EUR/JPY | Short | 155.600 | 155,2000 | 40 ▲ | 155.200 | | | 156.080 | 0,9 |



1) DETAILED STATS OF TARGETS (T1, T2, T3 etc.)



2) TARGET DURATION vs PROFIT/LOSS SCATTER CHART

