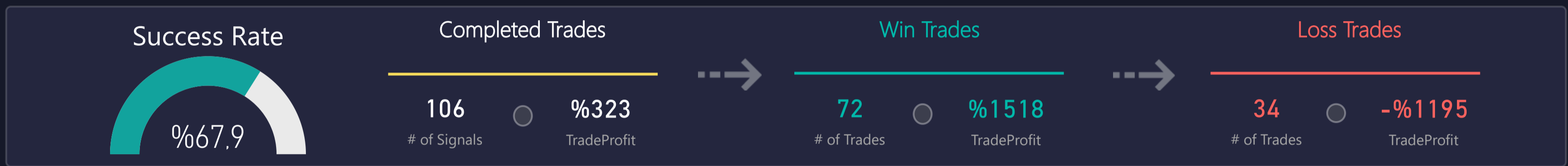


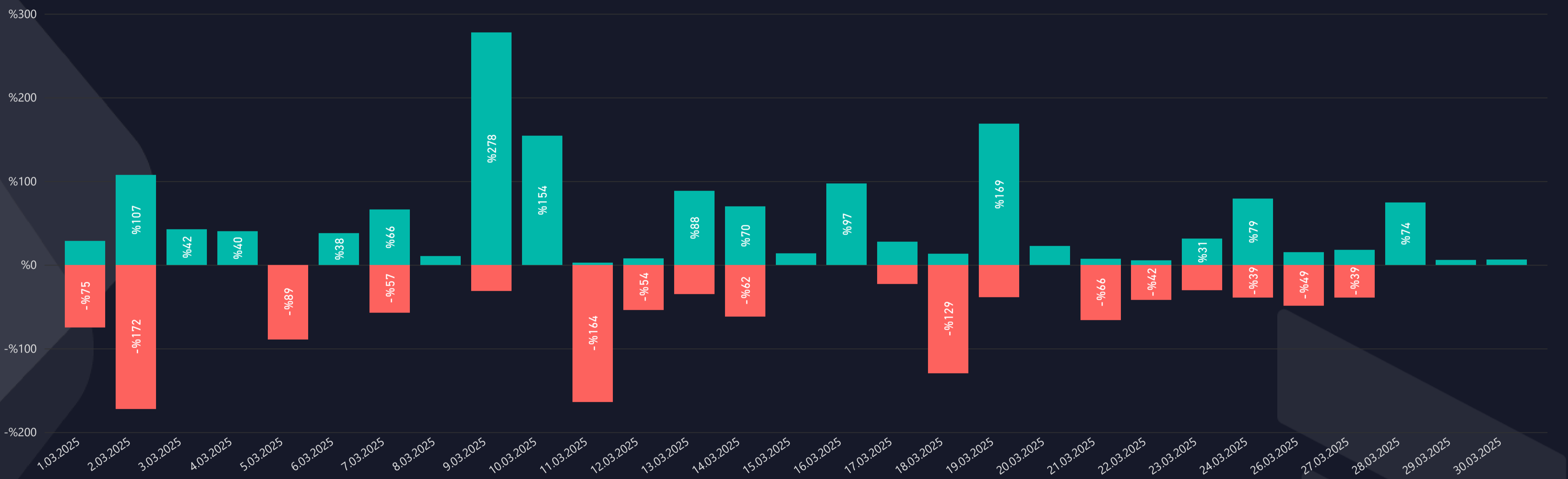


# ALTSIGNALS BINANCE ACTUALIZEAI (ACAI) VIP REPORT 2025 MARCH

TOTAL PROFIT  
**%323**



## WIN/LOSS TRADE CHART




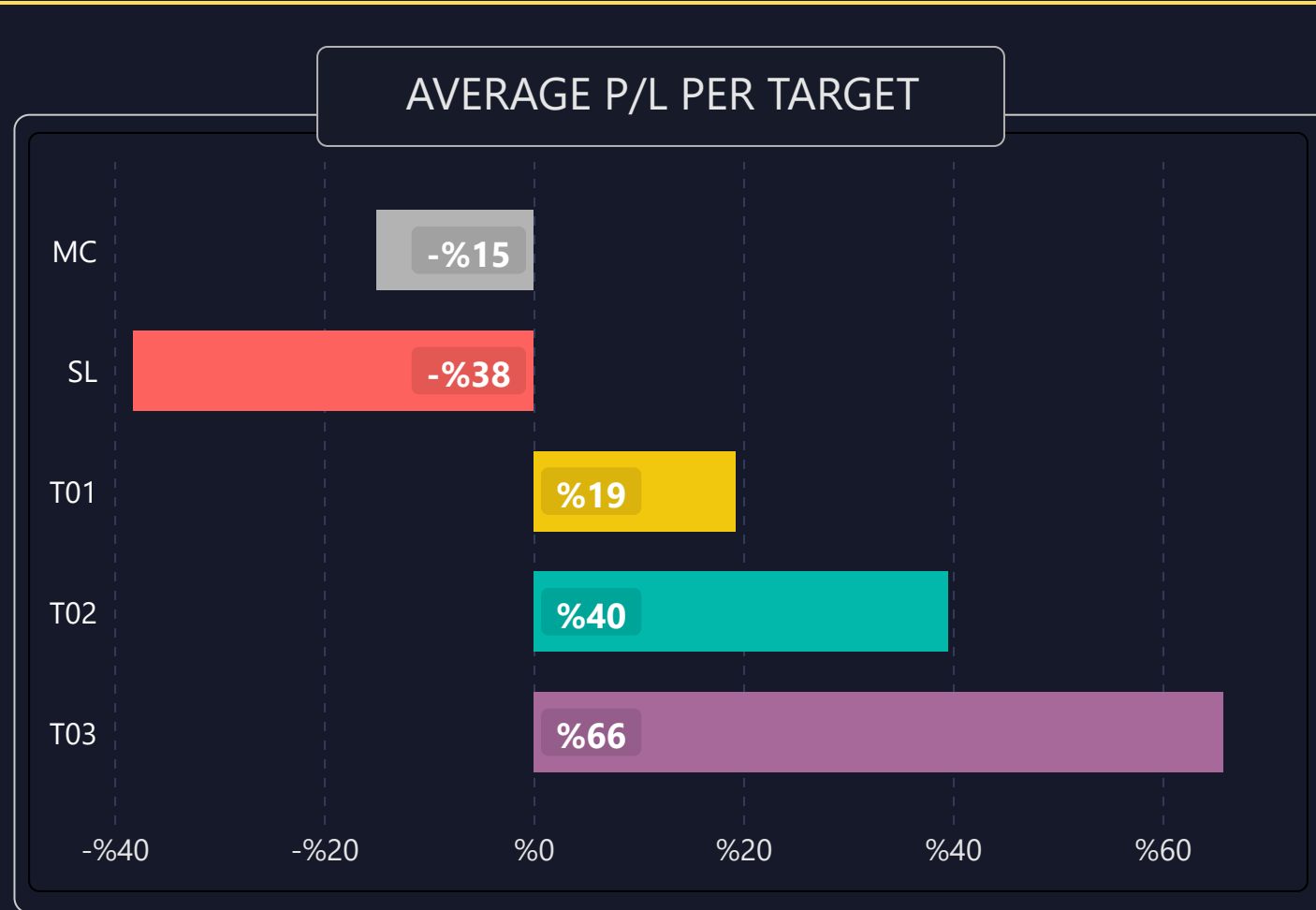
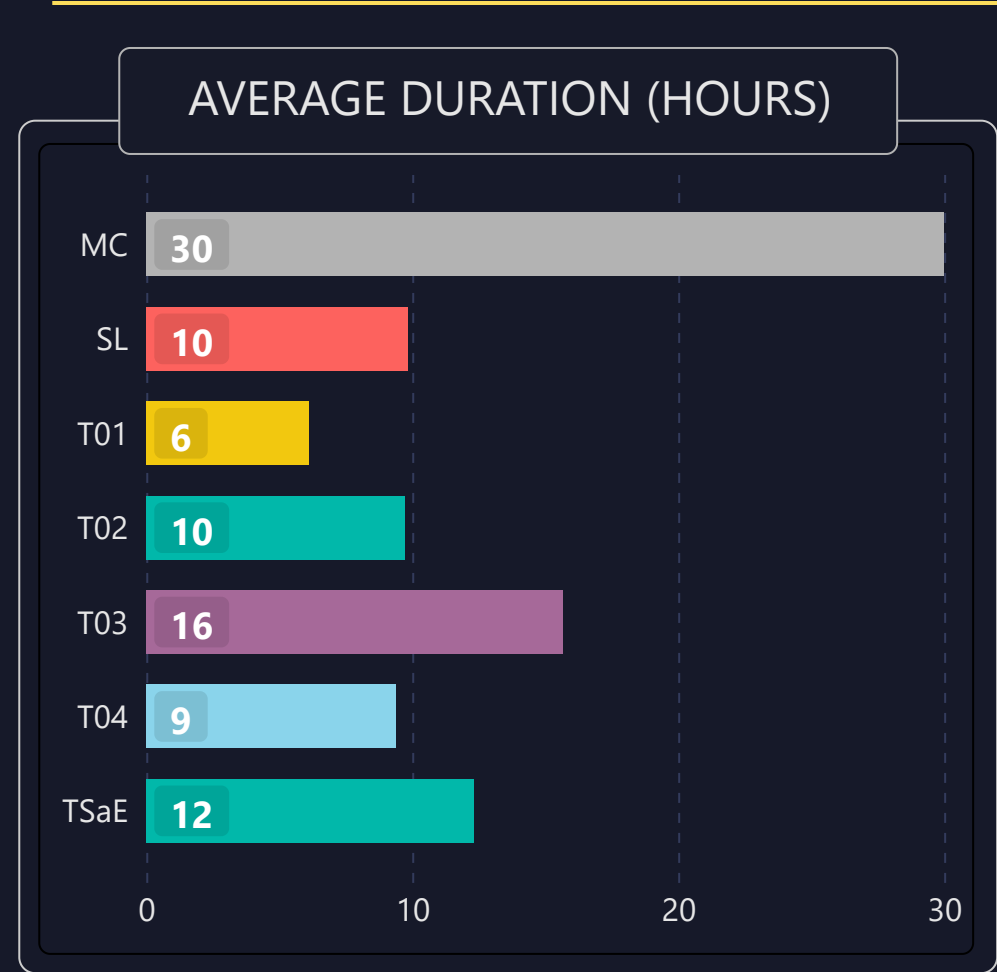
## TOP PROFIT & LOSS TRADES

| Realization Date | Pair      | Profit | Duration              |
|------------------|-----------|--------|-----------------------|
| 8.03.2025        | GALA/USDT | %90,1  | 1 days 10 hrs 42 mins |
| 12.03.2025       | AVAX/USDT | %72,7  | 16 hrs 47 mins        |
| 2.03.2025        | AVAX/USDT | %72,6  | 1 hrs 3 mins          |
| 19.03.2025       | AVAX/USDT | %72,4  | 19 hrs 58 mins        |
| 3.03.2025        | ATOM/USDT | %42,3  | 10 hrs 34 mins        |

| Realization Date | Pair      | Loss    | Duration      |
|------------------|-----------|---------|---------------|
| 2.03.2025        | GALA/USDT | -%65,52 | 1 hrs 14 mins |
| 18.03.2025       | AVAX/USDT | -%56,01 | 4 hrs 56 mins |
| 18.03.2025       | AVAX/USDT | -%54,03 | 2 hrs 33 mins |
| 2.03.2025        | AVAX/USDT | -%54,02 | 1 hrs 9 mins  |
| 5.03.2025        | AVAX/USDT | -%53,99 | 0 hrs 42 mins |



# 1) DETAILED STATS OF TARGETS (T1, T2, T3 etc.)



## 2) LIST OF ALL TRADES

| Buy Date   | Pair       | Lev   | Buy (Av.) | Sell (Av.) | Trade P/L | TP1       | TP2       | TP3       | Manual Close | Stop Loss | Duration              |
|------------|------------|-------|-----------|------------|-----------|-----------|-----------|-----------|--------------|-----------|-----------------------|
| 28.02.2025 | SXP/USDT   | 10,00 | 0.2211    | 0.2147     | ▼ -%28,9  | 0.2268    | 0.2304    | 0.2388    |              | 0.2147    | 1 days 2 hrs 33 mins  |
| 1.03.2025  | LDO/USDT   | 10,00 | 1.2362    | 1.2165     | ▲ +%15,9  | 1.2172    | 1.1962    | 1.1727    |              | 1.2839    | 9 hrs 41 mins         |
| 1.03.2025  | GALA/USDT  | 20,00 | 0.0194    | 0.0192     | ▲ +%12,7  | 0.0190    | 0.0184    | 0.0181    |              | 0.0200    | 9 hrs 7 mins          |
| 1.03.2025  | VET/USDT   | 10,00 | 0.0275    | 0.0281     | ▼ -%23,0  | 0.0267    | 0.0263    | 0.0261    |              | 0.0281    | 9 hrs 34 mins         |
| 1.03.2025  | SUSHI/USDT | 10,00 | 0.7641    | 0.7817     | ▼ -%23,0  | 0.7526    | 0.7328    | 0.7198    |              | 0.7817    | 7 hrs 28 mins         |
| 2.03.2025  | SOL/USDT   | 10,00 | 144.7900  | 149.8100   | ▲ +%34,7  | 146.5300  | 149.5700  | 153.3300  |              | 139.7200  | 14 hrs 30 mins        |
| 2.03.2025  | GALA/USDT  | 20,00 | 0.0198    | 0.0192     | ▼ -%52,7  | 0.0202    | 0.0206    | 0.0210    |              | 0.0193    | 13 hrs 12 mins        |
| 2.03.2025  | AVAX/USDT  | 20,00 | 21.6600   | 22.2450    | ▼ -%54,0  | 21.2700   | 21.0540   | 20.2520   |              | 22.2450   | 1 hrs 9 mins          |
| 2.03.2025  | GALA/USDT  | 20,00 | 0.0192    | 0.0199     | ▼ -%65,5  | 0.0189    | 0.0182    | 0.0180    |              | 0.0199    | 1 hrs 14 mins         |
| 2.03.2025  | AVAX/USDT  | 20,00 | 22.7439   | 23.5693    | ▲ +%72,6  | 23.0840   | 23.3800   | 24.2440   |              | 22.1060   | 1 hrs 3 mins          |
| 3.03.2025  | ATOM/USDT  | 10,00 | 4.5820    | 4.3880     | ▲ +%42,3  | 4.4810    | 4.3760    | 4.3070    |              | 4.7100    | 9 hrs 49 mins         |
| 3.03.2025  | LINK/USDT  | 10,00 | 14.7420   | 14,2260    | ▲ +%35,0  | 14.4470   | 14.3000   | 14.1520   |              | 15.3610   | 5 hrs 9 mins          |
| 4.03.2025  | LDO/USDT   | 10,00 | 0.9897    | 0.9847     | ▲ +%5,1   | 0.9747    | 0.9578    | 0.9390    |              | 1.0281    | 0 hrs 4 mins          |
| 5.03.2025  | LINK/USDT  | 10,00 | 15.8680   | 16,4233    | ▲ +%35,0  | 16.1850   | 16.3440   | 16.5030   |              | 15.2020   | 16 hrs 14 mins        |
| 5.03.2025  | SOL/USDT   | 10,00 | 140.5600  | 145.4800   | ▼ -%35,0  | 138.4500  | 136.3400  | 131.7000  |              | 145.4800  | 3 hrs 38 mins         |
| 5.03.2025  | AVAX/USDT  | 20,00 | 20.0790   | 20.6210    | ▼ -%54,0  | 19.7180   | 19.5170   | 18.7740   |              | 20.6210   | 0 hrs 42 mins         |
| 6.03.2025  | BNB/USDT   | 10,00 | 598.1901  | 599.7900   | ▲ +%2,7   | 602.9900  | 618.5400  | 634.0900  |              | 582.0500  | 13 hrs 34 mins        |
| 6.03.2025  | ETH/USDT   | 10,00 | 2193.4600 | 2159.8267  | ▲ +%15,3  | 2158.3600 | 2127.6600 | 2079.4000 |              | 2279.0000 | 6 hrs 45 mins         |
| 6.03.2025  | SXP/USDT   | 10,00 | 0.2046    | 0.2008     | ▲ +%18,4  | 0.2013    | 0.1966    | 0.1925    |              | 0.2097    | 7 hrs 26 mins         |
| 7.03.2025  | ATOM/USDT  | 10,00 | 4.1160    | 4.2310     | ▼ -%27,9  | 4.0250    | 3.9310    | 3.8690    |              | 4.2310    | 1 hrs 6 mins          |
| 7.03.2025  | DOT/USDT   | 10,00 | 4.4980    | 4.6267     | ▲ +%28,6  | 4.5560    | 4.6510    | 4.6730    |              | 4.3900    | 6 hrs 19 mins         |
| 7.03.2025  | SOL/USDT   | 10,00 | 145.1900  | 145.7700   | ▲ +%4,0   | 146.9300  | 149.9800  | 153.7600  |              | 140.1100  | 4 hrs 12 mins         |
| 7.03.2025  | SXP/USDT   | 10,00 | 0.2098    | 0.2037     | ▼ -%29,1  | 0.2153    | 0.2186    | 0.2266    |              | 0.2037    | 2 hrs 7 mins          |
| 8.03.2025  | VET/USDT   | 10,00 | 0.0280    | 0.0268     | ▲ +%41,0  | 0.0272    | 0.0267    | 0.0265    |              | 0.0286    | 1 days 8 hrs 56 mins  |
| 8.03.2025  | SOL/USDT   | 10,00 | 141.5100  | 136.4133   | ▲ +%36,0  | 139.3900  | 137.2600  | 132.5900  |              | 146.4600  | 1 days 15 hrs 50 mins |
| 8.03.2025  | GALA/USDT  | 20,00 | 0.0184    | 0.0175     | ▲ +%90,1  | 0.0180    | 0.0174    | 0.0172    |              | 0.0190    | 1 days 10 hrs 42 mins |
| 8.03.2025  | ATOM/USDT  | 10,00 | 4.1840    | 4.0070     | ▲ +%42,3  | 4.0920    | 3.9960    | 3.9330    |              | 4.3010    | 1 days 14 hrs 26 mins |
| 8.03.2025  | SXP/USDT   | 10,00 | 0.2015    | 0.2004     | ▲ +%5,3   | 0.1983    | 0.1936    | 0.1896    |              | 0.2065    | 17 hrs 51 mins        |
| 8.03.2025  | SUSHI/USDT | 10,00 | 0.6899    | 0.6865     | ▲ +%5,0   | 0.6796    | 0.6616    | 0.6499    |              | 0.7058    | 12 hrs 46 mins        |
| 8.03.2025  | ETH/USDT   | 10,00 | 2209.9000 | 2141.3900  | ▼ -%31,0  | 2245.2600 | 2280.6200 | 2360.1700 |              | 2141.3900 | 17 hrs 10 mins        |
| 9.03.2025  | BNB/USDT   | 10,00 | 593.5204  | 572.3333   | ▲ +%35,7  | 582.8200  | 571.5400  | 562.6400  |              | 612.4900  | 9 hrs 32 mins         |
| 9.03.2025  | ETH/USDT   | 10,00 | 2132.8399 | 2063.1633  | ▲ +%32,7  | 2098.7100 | 2068.8500 | 2021.9300 |              | 2216.0200 | 6 hrs 22 mins         |
| 10.03.2025 | BNB/USDT   | 10,00 | 557.2797  | 537.4333   | ▲ +%35,6  | 547.2800  | 536.6900  | 528.3300  |              | 575.1400  | 5 hrs 2 mins          |
| 10.03.2025 | SOL/USDT   | 10,00 | 124.9400  | 120.4433   | ▲ +%36,0  | 123.0700  | 121.1900  | 117.0700  |              | 129.3100  | 3 hrs 6 mins          |
| 10.03.2025 | DOT/USDT   | 10,00 | 4.0350    | 3.9057     | ▲ +%32,1  | 3.9580    | 3.9060    | 3.8530    |              | 4.1520    | 4 hrs 29 mins         |
| 10.03.2025 | SXP/USDT   | 10,00 | 0.1854    | 0.1784     | ▲ +%37,9  | 0.1824    | 0.1782    | 0.1745    |              | 0.1900    | 4 hrs 31 mins         |
| 10.03.2025 | GALA/USDT  | 20,00 | 0.0162    | 0.0160     | ▲ +%12,8  | 0.0158    | 0.0153    | 0.0151    |              | 0.0167    | 2 hrs 28 mins         |
| 11.03.2025 | LDO/USDT   | 10,00 | 0.8496    | 0.8827     | ▼ -%39,0  | 0.8369    | 0.8224    | 0.8063    |              | 0.8827    | 0 hrs 19 mins         |
| 11.03.2025 | BNB/USDT   | 10,00 | 539.3600  | 556.6200   | ▼ -%32,0  | 529.6500  | 519.4000  | 511.3100  |              | 556.6200  | 3 hrs 43 mins         |
| 11.03.2025 | LDO/USDT   | 10,00 | 0.8470    | 0.8800     | ▼ -%39,0  | 0.8343    | 0.8199    | 0.8038    |              | 0.8800    | 0 hrs 29 mins         |
| 11.03.2025 | AVAX/USDT  | 20,00 | 16.6060   | 17.0540    | ▼ -%54,0  | 16.3070   | 16.1410   | 15.5270   |              | 17.0540   | 0 hrs 31 mins         |
| 11.03.2025 | BNB/USDT   | 10,00 | 556.2504  | 557.7503   | ▲ +%2,7   | 560.7500  | 575.2100  | 589.6800  |              | 541.2800  | 0 hrs 20 mins         |
| 12.03.2025 | AVAX/USDT  | 20,00 | 17.0880   | 17.5490    | ▼ -%54,0  | 16.7800   | 16.6100   | 15.9770   |              | 17.5490   | 3 hrs 12 mins         |
| 12.03.2025 | BNB/USDT   | 10,00 | 557.6099  | 559.1100   | ▲ +%2,7   | 562.1100  | 576.6100  | 591.1100  |              | 542.5900  | 4 hrs 38 mins         |
| 12.03.2025 | AVAX/USDT  | 20,00 | 18.0020   | 18.6560    | ▲ +%72,7  | 18.2720   | 18.5060   | 19.1900   |              | 17.4980   | 3 hrs 25 mins         |
| 12.03.2025 | LDO/USDT   | 10,00 | 0.8897    | 0.8854     | ▲ +%4,9   | 0.8767    | 0.8615    | 0.8446    |              | 0.9247    | 1 hrs 21 mins         |
| 13.03.2025 | LDO/USDT   | 10,00 | 0.8898    | 0.8855     | ▲ +%4,9   | 0.8768    | 0.8617    | 0.8448    |              | 0.9249    | 4 hrs 14 mins         |
| 13.03.2025 | DOT/USDT   | 10,00 | 4.0290    | 4.0463     | ▲ +%4,3   | 4.0810    | 4.1660    | 4.1860    |              | 3.9320    | 2 hrs 57 mins         |
| 13.03.2025 | SOL/USDT   | 10,00 | 127.8300  | 123.3600   | ▼ -%35,0  | 129.3600  | 132.0500  | 135.3700  |              | 123.3600  | 3 hrs 44 mins         |
| 13.03.2025 | VET/USDT   | 10,00 | 0.0236    | 0.0241     | ▼ -%23,0  | 0.0229    | 0.0225    | 0.0224    |              | 0.0241    | 2 hrs 11 mins         |
| 13.03.2025 | DOT/USDT   | 10,00 | 3.8960    | 3.8713     | ▲ +%6,3   | 3.8220    | 3.7710    | 3.7210    |              | 4.0090    | 1 hrs 26 mins         |
| 13.03.2025 | LDO/USDT   | 10,00 | 0.8723    | 0.9063     | ▼ -%39,0  | 0.8592    | 0.8444    | 0.8278    |              | 0.9063    | 6 hrs 52 mins         |
| 14.03.2025 | AVAX/USDT  | 20,00 | 18.7310   | 18.8237    | ▲ +%9,9   | 19.0110   | 19.2540   | 19.9660   |              | 18.2060   | 2 days 13 hrs 2 mins  |
| 14.03.2025 | GALA/USDT  | 20,00 | 0.0164    | 0.0165     | ▲ +%13,8  | 0.0168    | 0.0171    | 0.0174    |              | 0.0160    | 9 hrs 10 mins         |
| 14.03.2025 | ETH/USDT   | 10,00 | 1891.7100 | 1927.5567  | ▲ +%18,9  | 1921.9800 | 1952.2400 | 2020.3500 | 1908.4500    | 1833.0700 | 2 days 3 hrs 18 mins  |
| 14.03.2025 | LINK/USDT  | 10,00 | 13.8380   | 14.3225    | ▲ +%35,0  | 14.1150   | 14.2530   | 14.3920   |              | 13.2570   | 6 hrs 2 mins          |
| 14.03.2025 | SOL/USDT   | 10,00 | 125.4400  | 129.7900   | ▲ +%34,7  | 126.9500  | 129.5800  | 132.8400  |              | 121.0500  | 5 hrs 58 mins         |
| 14.03.2025 | BNB/USDT   | 10,00 | 587.4603  | 607.4333   | ▲ +%34,0  | 592.1600  | 607.4300  | 622.7100  |              | 571.6000  | 1 days 9 hrs 29 mins  |
| 15.03.2025 | GALA/USDT  | 20,00 | 0.0168    | 0.0169     | ▲ +%13,9  | 0.0172    | 0.0175    | 0.0179    |              | 0.0164    | 7 hrs 26 mins         |
| 15.03.2025 | AVAX/USDT  | 20,00 | 18.7671   | 18.8597    | ▲ +%9,9   | 19.0470   | 19.2910   | 20.0050   |              | 18.2410   | 17 hrs 29 mins        |
| 16.03.2025 | ETH/USDT   | 10,00 | 1908.4500 | 1898.2700  | ▲ +%5,3   | 1877.9100 | 1851.2000 | 1809.2100 |              | 1982.8800 | 6 hrs 18 mins         |
| 16.03.2025 | SXP/USDT   | 10,00 | 0.1956    | 0.1946     | ▲ +%5,3   | 0.1925    | 0.1880    | 0.1841    |              | 0.2005    | 4 hrs 58 mins         |
| 17.03.2025 | SUSHI/USDT | 10,00 | 0.6046    | 0.6185     | ▼ -%23,0  | 0.5955    | 0.5798    | 0.5695    |              | 0.6185    | 1 hrs 47 mins         |
| 17.03.2025 | VET/USDT   | 10,00 | 0.0248    | 0.0249     | ▲ +%5,3   | 0.0252    | 0.0259    | 0.0263    |              | 0.0241    | 7 hrs 31 mins         |
| 17.03.2025 | GALA/USDT  | 20,00 | 0.0168    | 0.0169     | ▲ +%13,9  | 0.0172    | 0.0175    | 0.0179    |              | 0.0164    | 8 hrs 43 mins         |
| 17.03.2025 | SXP/USDT   | 10,00 | 0.1979    | 0.1996     | ▲ +%8,6   | 0.2030    | 0.2062    | 0.2137    |              | 0.1922    | 6 hrs 11 mins         |
| 17.03.2025 | SUSHI/USDT | 10,00 | 0.6450    | 0.6482     | ▲ +%5,0   | 0.6547    | 0.6727    | 0.6882    |              | 0.6257    | 3 hrs 24 mins         |
| 17.03.2025 | AVAX/USDT  | 20,00 | 18.7280   | 18.6743    | ▼ -%5,7   | 19.0090   | 19.2520   | 19.9640   |              | 18.2040   | 9 hrs 42 mins         |
| 18.03.2025 | ATOM/USDT  | 10,00 | 4.6770    | 4.6130     | ▼ -%13,7  | 4.7470    | 4.8690    | 5.0790    |              | 4.5460    | 7 hrs 58 mins         |
| 18.03.2025 | BNB/USDT   | 10,00 | 633.7297  | 635.3965   | ▲ +%2,6   | 638.7300  | 655.2000  | 671.6800  |              | 616.5500  | 8 hrs 15 mins         |
| 18.03.2025 | SOL/USDT   | 10,00 | 126.4800  | 124.5833   | ▲ +%15,0  | 124.5800  | 122.6900  | 118.5100  |              | 130.9100  | 1 days 3 hrs 0 mins   |
| 18.03.2025 | AVAX/USDT  | 20,00 | 18.5070   | 19.0070    | ▼ -%54,0  | 18.1740   | 17.9890   | 17.3040   |              | 19.0070   | 2 hrs 33 mins         |
| 18.03.2025 | ETH/USDT   | 10,00 | 1903.3901 | 1893.2400  | ▲ +%5,3   | 1872.9400 | 1846.2900 | 1804.4100 |              | 1977.6200 | 16 hrs 9 mins         |
| 18.03.2025 | AVAX/USDT  | 20,00 | 19.1050   | 18.5700    | ▼ -%56,0  | 19.3920   | 19.6400   | 20.3660   |              | 18.5700   | 4 hrs 56 mins         |
| 18.03.2025 | AVAX/USDT  | 20,00 | 18.4410   | 18.7980    | ▼ -%38,7  | 18.1090   | 17.9250   | 17.2420   | 18.7980      | 18.9390   | 9 hrs 6 mins          |
| 18.03.2025 | DOT/USDT   | 10,00 | 4.3820    | 4.5077     | ▲ +%28,7  | 4.4390    | 4.5310    | 4.5530    |              | 4.2770    | 7 hrs 57 mins         |
| 19.03.2025 | AVAX/USDT  | 20,00 | 18.7990   | 19.4800    | ▲ +%72,4  | 19.0790   | 19.3230   | 20.0380   |              | 18.2710   | 6 hrs 42 mins         |
| 19.03.2025 | GALA/USDT  | 20,00 | 0.0172    | 0.0173     | ▲ +%14,0  | 0.0175    | 0.0179    | 0.0182    |              | 0.0167    | 18 hrs 57 mins        |
| 19.03.2025 | SXP/USDT   | 10,00 | 0.2034    | 0.2080     | ▲ +%22,6  | 0.2087    | 0.2119    | 0.2197    |              | 0.1975    | 1 days 11 hrs 6 mins  |
| 19.03.2025 | ETH/USDT   | 10,00 | 1928.8901 | 2003.4700  | ▲ +%38,7  | 1959.7500 | 1990.6100 | 2060.0500 |              | 1869.0900 | 18 hrs 33 mins        |
| 20.03.2025 | SXP/USDT   | 10,00 | 0.2034    | 0.2023     | ▲ +%5,4   | 0.2001    | 0.1955    | 0.1914    |              | 0.2085    | 1 days 13 hrs 40 mins |
| 20.03.2025 | LDO/USDT   | 10,00 | 1.0177    | 0.9770     | ▼ -%40,0  | 1.0319    | 1.0472    | 1.0696    |              | 0.9770    | 19 hrs 14 mins        |
| 21.03.2025 | BNB/USDT   | 10,00 | 630.5     |            |           |           |           |           |              |           |                       |