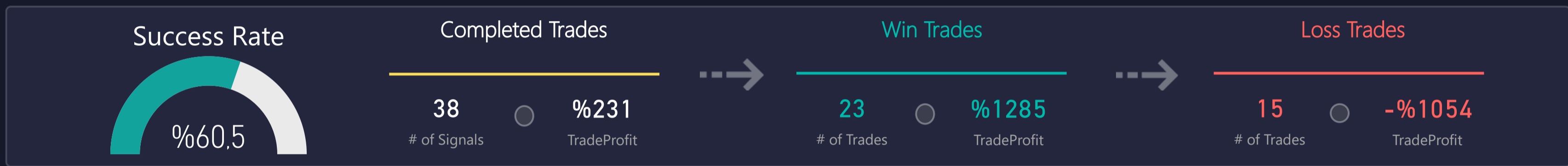


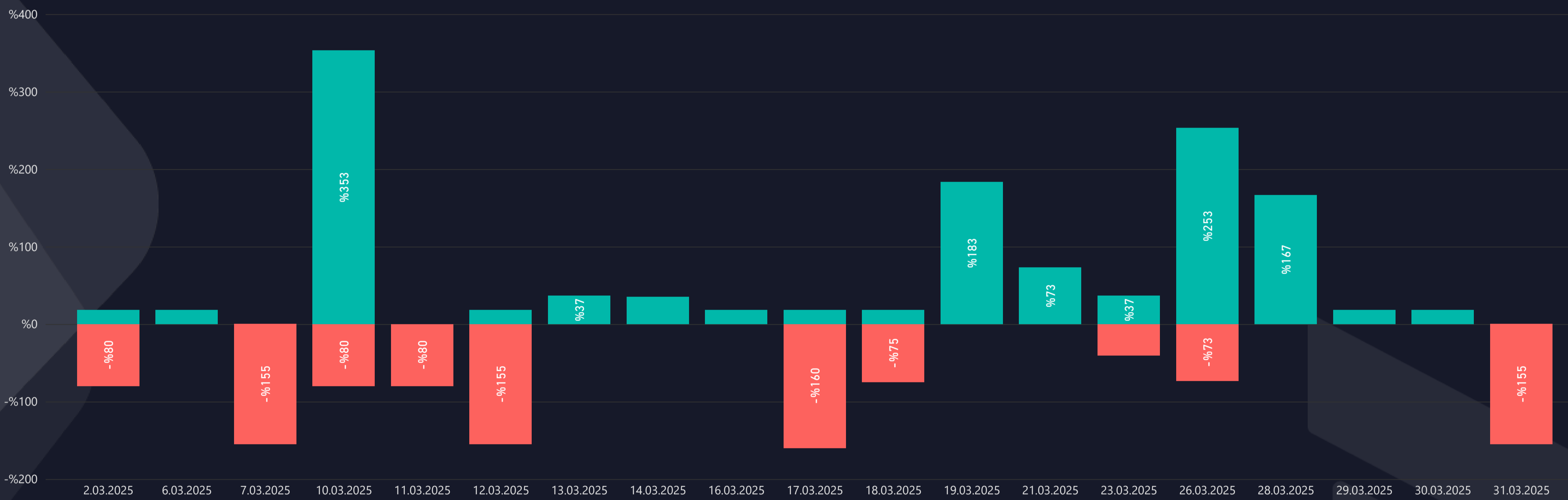


# ALTSIGNALS BINANCE HIGH LEV. VIP REPORT 2025 MARCH

~TOTAL PROFIT~  
**%231**



## WIN/LOSS TRADE CHART




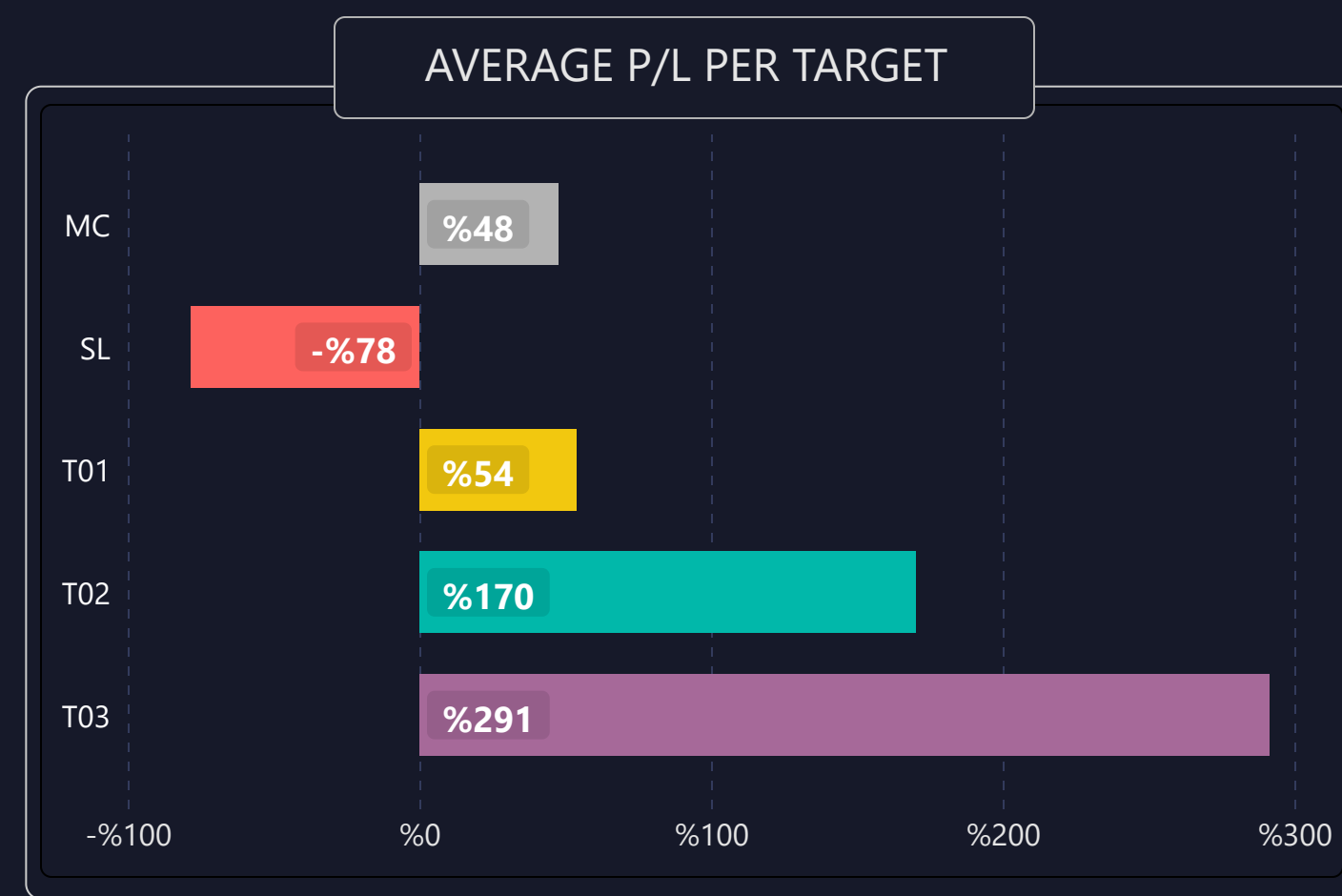
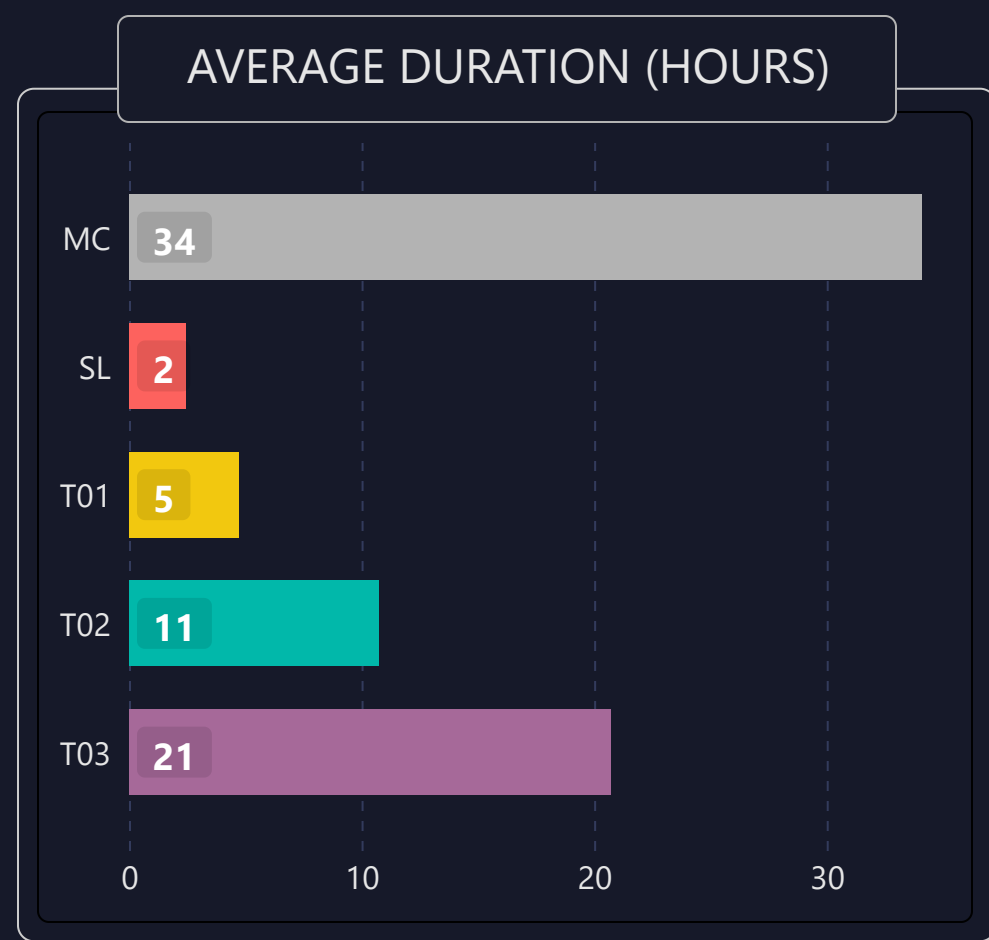
## TOP PROFIT & LOSS TRADES

Realization Date	Pair	Profit	Duration
9.03.2025	BTC/USDT	%186,7	1 days 4 hrs 20 mins
19.03.2025	ETH/USDT	%166,7	12 hrs 17 mins
26.03.2025	ETH/USDT	%166,7	1 days 15 hrs 11 mins
10.03.2025	ETH/USDT	%166,7	2 hrs 57 mins
23.03.2025	BTC/USDT	%124,3	3 days 3 hrs 15 mins

Realization Date	Pair	Loss	Duration
17.03.2025	ETH/USDT	-%80,01	3 hrs 55 mins
31.03.2025	ETH/USDT	-%80,01	0 hrs 34 mins
7.03.2025	ETH/USDT	-%80,01	1 hrs 31 mins
17.03.2025	ETH/USDT	-%80,00	5 hrs 17 mins
10.03.2025	ETH/USDT	-%79,99	0 hrs 37 mins



# 1) DETAILED STATS OF TARGETS (T1, T2, T3 etc.)



# 2) LIST OF ALL TRADES

Buy Date	Pair	Lev	Buy (Av.)	Sell (Av.)	Trade P/L	TP1	TP2	TP3	Stop Loss	Duration
2.03.2025	ETH/USDT	50,00	2212.1000	2203,99	▲ %18,3	2187.7700	2136.8900	2090.4300	2247.4900	1 hrs 48 mins
2.03.2025	ETH/USDT	50,00	2269.6600	2233,35	▼ -%80,0	2294.6300	2346.8300	2394.4900	2233.3500	0 hrs 12 mins
6.03.2025	ETH/USDT	50,00	2244.3400	2252,57	▲ %18,3	2269.0300	2320.6500	2367.7800	2208.4300	2 hrs 6 mins
7.03.2025	BTC/USDT	50,00	90217.0000	88863,70	▼ -%75,0	91119.2000	93284.4000	96351.8000	88863.7000	0 hrs 49 mins
7.03.2025	ETH/USDT	50,00	2149.7000	2184,10	▼ -%80,0	2126.0500	2076.6100	2031.4700	2184.1000	1 hrs 31 mins
9.03.2025	BTC/USDT	50,00	85363.1003	82176,23	▲ %186,7	84509.5000	82460.8000	79558.4000	86643.5000	1 days 4 hrs 20 mins
10.03.2025	ETH/USDT	50,00	2131.4000	2097,30	▼ -%80,0	2154.8500	2203.8700	2248.6300	2097.3000	0 hrs 37 mins
10.03.2025	ETH/USDT	50,00	2053.3400	1984,90	▲ %166,7	2030.7500	1983.5300	1940.4100	2086.1900	2 hrs 57 mins
11.03.2025	ETH/USDT	50,00	1870.2100	1900,13	▼ -%80,0	1849.6400	1806.6200	1767.3500	1900.1300	0 hrs 19 mins
11.03.2025	ETH/USDT	50,00	1957.1500	1925,84	▼ -%80,0	1978.6800	2023.6900	2064.7900	1925.8400	3 hrs 30 mins
12.03.2025	ETH/USDT	50,00	1859.4400	1852,62	▲ %18,3	1838.9900	1796.2200	1757.1700	1889.1900	0 hrs 53 mins
12.03.2025	BTC/USDT	50,00	80896.6000	82110,00	▼ -%75,0	80087.6000	78146.1000	75395.6000	82110.0000	1 hrs 6 mins
13.03.2025	ETH/USDT	50,00	1895.6400	1902,59	▲ %18,3	1916.4900	1960.0900	1999.9000	1865.3100	1 hrs 52 mins
13.03.2025	ETH/USDT	50,00	1857.1900	1850,38	▲ %18,3	1836.7600	1794.0500	1755.0400	1886.9100	2 hrs 36 mins
14.03.2025	ETH/USDT	50,00	1891.9900	1898,93	▲ %18,3	1912.8000	1956.3200	1996.0500	1861.7200	11 hrs 1 mins
14.03.2025	BTC/USDT	50,00	82679.9000	82955,50	▲ %16,7	83506.7000	85491.0000	88302.1000	81439.7000	5 hrs 13 mins
15.03.2025	ETH/USDT	50,00	1932.1300	1939,21	▲ %18,3	1953.3800	1997.8200	2038.4000	1901.2200	20 hrs 19 mins
16.03.2025	ETH/USDT	50,00	1921.4400	1914,39	▲ %18,3	1900.3000	1856.1100	1815.7600	1952.1800	1 days 10 hrs 31 mins
16.03.2025	ETH/USDT	50,00	1870.5200	1900,45	▼ -%80,0	1849.9400	1806.9200	1767.6400	1900.4500	5 hrs 17 mins
17.03.2025	ETH/USDT	50,00	1885.3300	1915,50	▼ -%80,0	1864.5900	1821.2300	1781.6400	1915.5000	3 hrs 55 mins
17.03.2025	ETH/USDT	50,00	1922.7100	1929,76	▲ %18,3	1943.8600	1988.0800	2028.4600	1891.9500	7 hrs 18 mins
17.03.2025	BTC/USDT	50,00	84456.0000	83189,20	▼ -%75,0	85300.6000	87327.5000	90199.0000	83189.2000	6 hrs 35 mins
18.03.2025	BTC/USDT	50,00	83015.1008	82738,37	▲ %16,7	82184.9000	80192.6000	77370.1000	84260.3000	22 hrs 48 mins
19.03.2025	ETH/USDT	50,00	1921.5000	1985,55	▲ %166,7	1942.6400	1986.8300	2027.1800	1890.7600	12 hrs 17 mins
19.03.2025	BTC/USDT	50,00	83193.3993	84413,57	▲ %73,3	84025.3000	86022.0000	88850.6000	81945.5000	2 days 12 hrs 45 mins
22.03.2025	ETH/USDT	50,00	1978.9500	1986,21	▲ %18,3	2000.7200	2046.2300	2087.7900	1947.2900	8 hrs 42 mins
23.03.2025	ETH/USDT	50,00	1978.2200	1994,28	▼ -%40,6	1956.4600	1910.9600	1869.4200	2009.8700	2 hrs 30 mins
23.03.2025	ETH/USDT	50,00	1994.1300	2001,44	▲ %18,3	2016.0700	2061.9300	2103.8100	1962.2200	6 hrs 12 mins
23.03.2025	BTC/USDT	50,00	84407.4997	86506,30	▲ %124,3	85251.6000	87277.4000	90147.2000	83141.4000	3 days 3 hrs 15 mins
24.03.2025	ETH/USDT	50,00	2008.9900	2054,00	▲ %112,0	2031.0900	2077.3000	2119.4800	1976.8500	2 days 2 hrs 20 mins
26.03.2025	ETH/USDT	50,00	2053.6200	2068,20	▼ -%35,5	2031.0300	1983.8000	1940.6700	2086.4800	4 hrs 40 mins
26.03.2025	ETH/USDT	50,00	2068.2000	2052,59	▼ -%37,7	2090.9500	2138.5200	2181.9500	2035.1100	5 hrs 60 mins
26.03.2025	ETH/USDT	50,00	2052.9200	1984,49	▲ %166,7	2030.3400	1983.1200	1940.0100	2085.7700	1 days 15 hrs 11 mins
26.03.2025	BTC/USDT	50,00	86989.9000	86699,93	▲ %16,7	86120.0000	84032.2000	81074.6000	88294.7000	6 hrs 9 mins
29.03.2025	ETH/USDT	50,00	1878.7000	1871,81	▲ %18,3	1858.0300	1814.8200	1775.3700	1908.7600	4 hrs 11 mins
30.03.2025	ETH/USDT	50,00	1826.9600	1820,26	▲ %18,3	1806.8600	1764.8400	1726.4800	1856.1900	5 hrs 33 mins
31.03.2025	ETH/USDT	50,00	1833.4900	1804,15	▼ -%80,0	1853.6600	1895.8300	1934.3300	1804.1500	0 hrs 34 mins
31.03.2025	BTC/USDT	50,00	83705.9000	82450,30	▼ -%75,0	84543.0000	86551.9000	89397.9000	82450.3000	4 hrs 30 mins