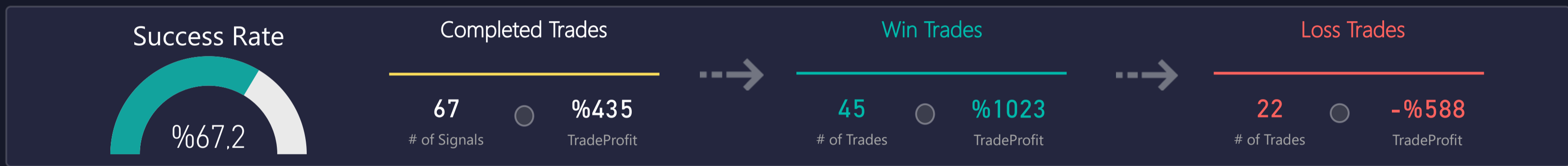


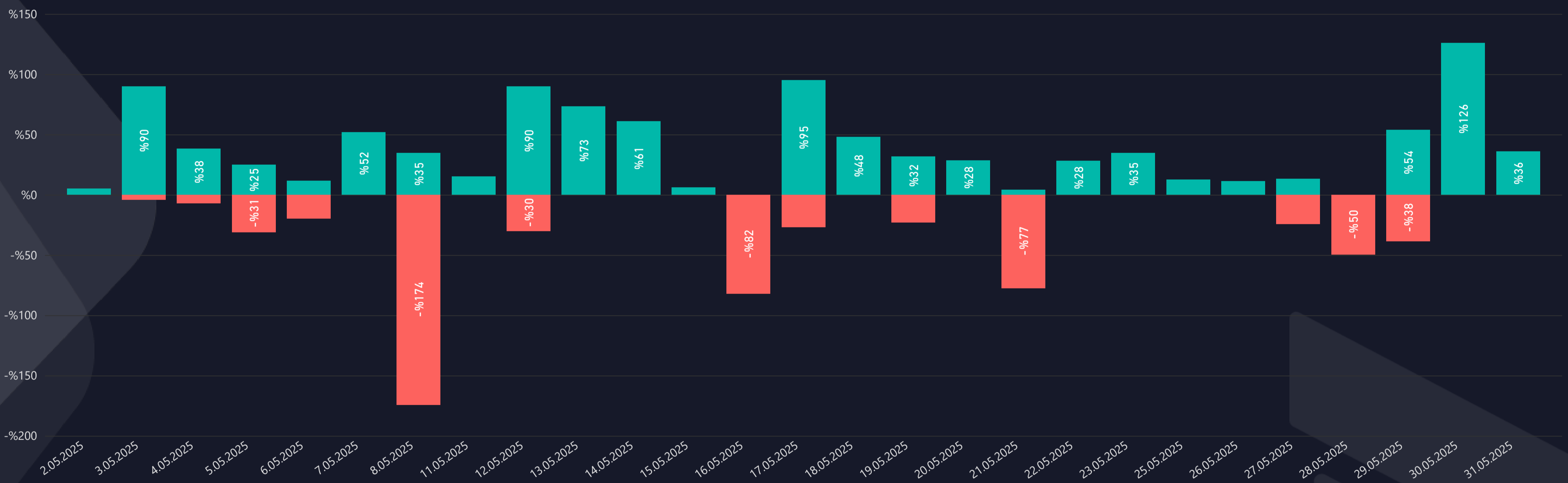


ALTSIGNALS BINANCE ACTUALIZEAI (ACAI) VIP REPORT 2025 MAY

TOTAL PROFIT
%435



WIN/LOSS TRADE CHART


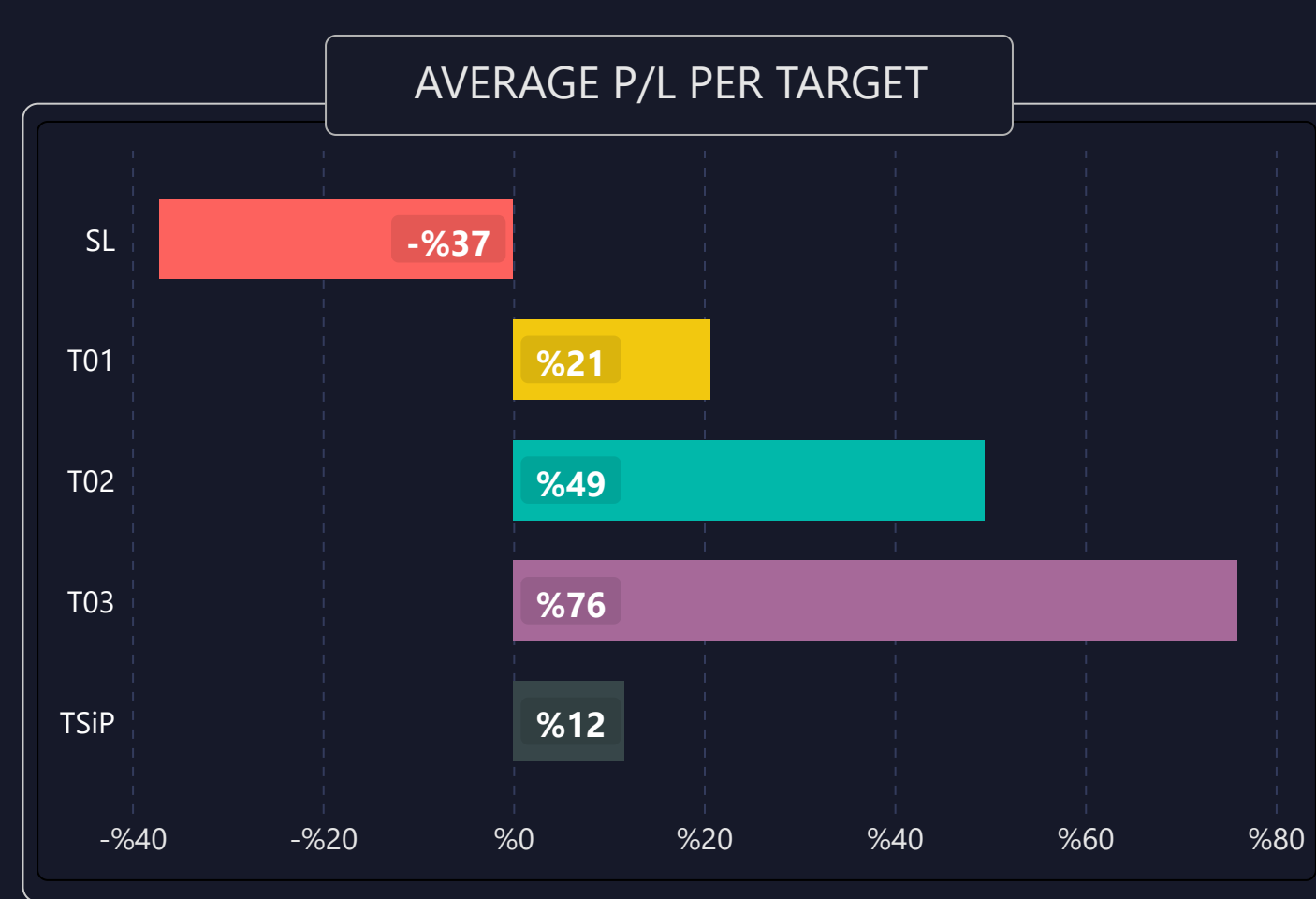
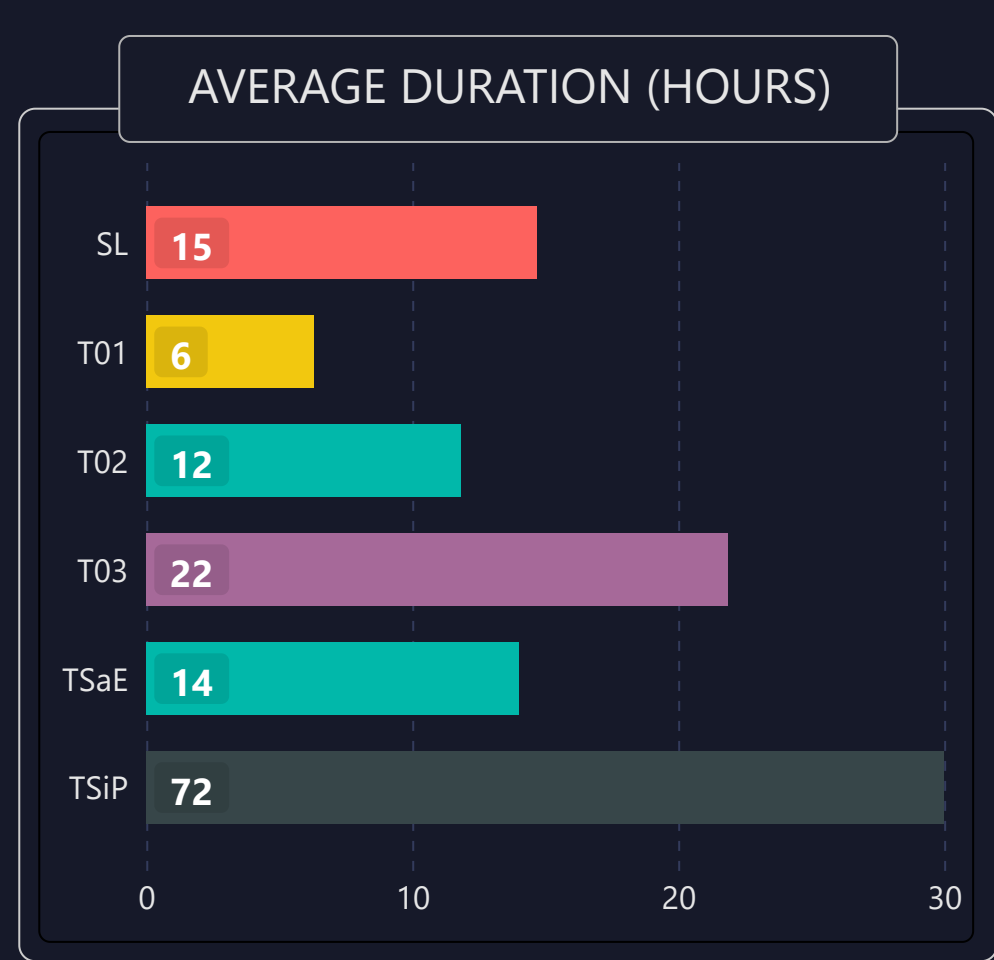


TOP PROFIT & LOSS TRADES

Realization Date	Pair	Profit	Duration
16.05.2025	GALA/USDT	%90,1	5 hrs 25 mins
2.05.2025	GALA/USDT	%89,8	1 days 10 hrs 16 mins
29.05.2025	GALA/USDT	%89,8	11 hrs 11 mins
5.05.2025	GALA/USDT	%46,6	1 days 12 hrs 16 mins
13.05.2025	GALA/USDT	%41,4	16 hrs 23 mins

Realization Date	Pair	Loss	Duration
16.05.2025	GALA/USDT	-%66,23	4 hrs 39 mins
8.05.2025	GALA/USDT	-%65,42	9 hrs 39 mins
28.05.2025	GALA/USDT	-%49,65	1 hrs 29 mins
8.05.2025	ETH/USDT	-%39,00	9 hrs 23 mins
21.05.2025	BNB/USDT	-%32,01	2 days 0 hrs 50 mins

1) DETAILED STATS OF TARGETS (T1, T2, T3 etc.)



2) LIST OF ALL TRADES

Buy Date	Pair	Lev	Buy (Av.)	Sell (Av.)	Trade P/L	TP1	TP2	TP3	Manual Close	Stop Loss	Duration
2.05.2025	BNB/USDT	10,00	600.3800	597.9801	▼ -%4,0	605.1800	620.7900	636.4000	597.9801	584.1700	16 hrs 18 mins
3.05.2025	BNB/USDT	10,00	598.1898	599.4898	▼ -%2,2	587.3900	576.0300	567.0600	599.4898	617.3000	17 hrs 2 mins
4.05.2025	BNB/USDT	10,00	599.6800	596.6801	▼ -%5,0	604.4800	620.0700	635.6600	596.6801	583.4900	5 hrs 52 mins
4.05.2025	BNB/USDT	10,00	596.8204	593.2202	▲ +%6,0	586.0200	574.6800	565.7300		615.8600	1 days 4 hrs 27 mins
10.05.2025	BNB/USDT	10,00	644.3703	666.3200	▲ +%34,1	649.5700	666.3200	683.0700		627.0100	2 days 12 hrs 21 mins
14.05.2025	BNB/USDT	10,00	658.1408	654.1738	▲ +%6,0	646.2400	633.7400	623.8700		679.1500	1 days 8 hrs 38 mins
16.05.2025	BNB/USDT	10,00	647.2204	657.5200	▼ -%15,9	635.5200	623.2200	613.5200	657.5200	667.8800	3 hrs 28 mins
16.05.2025	BNB/USDT	10,00	657.9500	640.1900	▼ -%27,0	663.2100	680.3200	697.4300		640.1900	21 hrs 46 mins
19.05.2025	BNB/USDT	10,00	640.1600	660.6500	▼ -%32,0	628.6400	616.4700	606.8700		660.6500	2 days 0 hrs 50 mins
21.05.2025	BNB/USDT	10,00	660.4000	669.6567	▲ +%14,0	665.7000	682.8700	700.0500		642.5900	2 hrs 14 mins
25.05.2025	BNB/USDT	10,00	671.3203	667.2869	▲ +%6,0	659.2200	646.4600	636.3900		692.7800	1 days 1 hr 10 mins
29.05.2025	BNB/USDT	10,00	689.5300	680.4300	▼ -%13,2	695.0500	712.9700	730.9000		670.9100	4 hrs 46 mins
29.05.2025	BNB/USDT	10,00	680.8509	656.5200	▲ +%35,7	668.5500	655.6100	645.4000		702.5900	1 days 8 hrs 40 mins
5.05.2025	DOT/USDT	10,00	3.9270	3.9020	▲ +%6,4	3.8520	3.8010	3.7500		4.0410	1 days 3 hrs 56 mins
7.05.2025	DOT/USDT	10,00	3.8980	4.0110	▼ -%29,0	3.8240	3.7730	3.7230		4.0110	8 hrs 35 mins
18.05.2025	DOT/USDT	10,00	4.6420	4.6127	▲ +%6,3	4.5540	4.4930	4.4330		4.7770	1 hrs 29 mins
26.05.2025	DOT/USDT	10,00	4.4500	4.5580	▼ -%24,3	4.3650	4.3080	4.2500	4.5580	4.5790	14 hrs 48 mins
27.05.2025	DOT/USDT	10,00	4.5580	4.5777	▲ +%4,3	4.6170	4.7130	4.7360		4.4490	5 hrs 7 mins
2.05.2025	ETH/USDT	10,00	1857.0800	1799.5100	▼ -%31,0	1886.7900	1916.5100	1983.3600		1799.5100	2 days 9 hrs 26 mins
5.05.2025	ETH/USDT	10,00	1803.8695	1794.2697	▲ +%5,3	1775.0700	1749.8100	1710.1300		1874.2800	1 days 11 hrs 31 mins
7.05.2025	ETH/USDT	10,00	1793.8000	1863.7600	▼ -%39,0	1765.1000	1739.9900	1700.5200		1863.7600	9 hrs 23 mins
12.05.2025	ETH/USDT	10,00	2474.3696	2461.1697	▲ +%5,3	2434.7700	2400.1300	2345.6900		2570.8600	2 hrs 35 mins
13.05.2025	ETH/USDT	10,00	2532.8295	2630.7433	▲ +%38,7	2573.3300	2613.8600	2705.0400		2454.2900	6 hrs 53 mins
17.05.2025	ETH/USDT	10,00	2548.9305	2509.8335	▲ +%15,3	2508.1300	2472.4400	2416.3700		2648.3200	1 days 16 hrs 18 mins
18.05.2025	ETH/USDT	10,00	2454.6001	2374.3867	▲ +%32,7	2415.3000	2380.9300	2326.9300		2550.3000	1 hrs 41 mins
19.05.2025	ETH/USDT	10,00	2470.9000	2510.4133	▲ +%16,0	2510.4000	2549.9400	2638.8900		2394.2700	21 hrs 7 mins
26.05.2025	ETH/USDT	10,00	2541.9508	2555.5172	▲ +%5,3	2582.6500	2623.3200	2714.8300		2463.1800	8 hrs 10 mins
27.05.2025	ETH/USDT	10,00	2595.0197	2695.3400	▲ +%38,7	2636.5200	2678.0400	2771.4600		2514.5600	1 days 20 hrs 17 mins
2.05.2025	GALA/USDT	20,00	0.0171	0.0163	▲ +%89,8	0.0168	0.0162	0.0160		0.0176	1 days 4 hrs 9 mins
5.05.2025	GALA/USDT	20,00	0.0152	0.0148	▲ +%46,6	0.0149	0.0144	0.0142		0.0157	1 days 9 hrs 25 mins
7.05.2025	GALA/USDT	20,00	0.0150	0.0155	▼ -%65,4	0.0147	0.0142	0.0140		0.0155	9 hrs 39 mins
12.05.2025	GALA/USDT	20,00	0.0225	0.0229	▲ +%41,2	0.0229	0.0234	0.0239		0.0219	3 hrs 7 mins
13.05.2025	GALA/USDT	20,00	0.0222	0.0227	▲ +%41,4	0.0227	0.0231	0.0236		0.0217	8 hrs 9 mins
16.05.2025	GALA/USDT	20,00	0.0196	0.0203	▼ -%66,2	0.0193	0.0186	0.0184		0.0203	4 hrs 39 mins
16.05.2025	GALA/USDT	20,00	0.0199	0.0190	▲ +%90,1	0.0195	0.0189	0.0186		0.0206	5 hrs 25 mins
18.05.2025	GALA/USDT	20,00	0.0188	0.0187	▲ +%12,7	0.0185	0.0179	0.0176		0.0195	1 hrs 21 mins
19.05.2025	GALA/USDT	20,00	0.0189	0.0187	▲ +%12,7	0.0185	0.0179	0.0176		0.0195	10 hrs 60 mins
20.05.2025	GALA/USDT	20,00	0.0187	0.0186	▲ +%12,5	0.0183	0.0177	0.0175		0.0193	7 hrs 15 mins
22.05.2025	GALA/USDT	20,00	0.0205	0.0207	▲ +%14,0	0.0210	0.0214	0.0218		0.0200	7 hrs 13 mins
25.05.2025	GALA/USDT	20,00	0.0187	0.0185	▲ +%12,5	0.0183	0.0177	0.0175		0.0193	4 hrs 4 mins
28.05.2025	GALA/USDT	20,00	0.0197	0.0193	▼ -%49,6	0.0202	0.0205	0.0210		0.0193	1 hrs 29 mins
29.05.2025	GALA/USDT	20,00	0.0191	0.0182	▲ +%89,8	0.0187	0.0181	0.0178		0.0197	5 hrs 28 mins
2.05.2025	SOL/USDT	10,00	148.4200	145.6189	▲ +%18,9	146.1900	143.9700	139.0700		153.6100	2 days 4 hrs 8 mins
5.05.2025	SOL/USDT	10,00	146.8200	143.9500	▼ -%19,5	148.5800	151.6700	155.4800	143.9500	141.6800	7 hrs 34 mins
6.05.2025	SOL/USDT	10,00	143.9300	143.2100	▲ +%5,0	141.7700	139.6100	134.8600		148.9700	12 hrs 0 mins
7.05.2025	SOL/USDT	10,00	145.1500	147.7200	▼ -%17,7	142.9700	140.8000	136.0100	147.7200	150.2300	5 hrs 48 mins
8.05.2025	SOL/USDT	10,00	147.6400	152.7567	▲ +%34,7	149.4100	152.5100	156.3500		142.4700	9 hrs 54 mins
10.05.2025	SOL/USDT	10,00	172.8300	175.4200	▲ +%15,0	174.9000	178.5300	183.0300		166.7800	2 hrs 30 mins
12.05.2025	SOL/USDT	10,00	174.6500	175.3500	▲ +%4,0	176.7500	180.4100	184.9500		168.5400	2 hrs 22 mins
12.05.2025	SOL/USDT	10,00	172.3700	171.5067	▲ +%5,0	169.7800	167.2000	161.5100		178.4000	2 hrs 39 mins
13.05.2025	SOL/USDT	10,00	174.0000	180.0333	▲ +%34,7	176.0900	179.7400	184.2700		167.9100	8 hrs 40 mins
16.05.2025	SOL/USDT	10,00	168.8800	168.0367	▲ +%5,0	166.3500	163.8100	158.2400		174.7900	7 hrs 33 mins
20.05.2025	SOL/USDT	10,00	166.0300	168.6000	▼ -%15,5	163.5400	161.0500	155.5700	168.6000	171.8400	14 hrs 49 mins
21.05.2025	SOL/USDT	10,00	168.6100	169.2833	▲ +%4,0	170.6300	174.1700	178.5600		162.7100	5 hrs 28 mins
22.05.2025	SOL/USDT	10,00	174.3200	180.3600	▲ +%34,6	176.4100	180.0700	184.6000		168.2200	1 days 2 hrs 40 mins
26.05.2025	SOL/USDT	10,00	173.8800	173.0100	▲ +%5,0	171.2700	168.6600	162.9300		179.9700	9 hrs 28 mins
27.05.2025	SOL/USDT	10,00	176.0900	176.7933	▲ +%4,0	178.2000	181.9000	186.4800		169.9300	3 hrs 57 mins
28.05.2025	SOL/USDT	10,00	174.6500	172.0300	▲ +%15,0	172.0300	169.4100	163.6500		180.7600	1 days 0 hrs 23 mins
29.05.2025	SOL/USDT	10,00	175.0300	170.6100	▼ -%25,3	177.1300	180.8100	185.3600	170.6100	168.9000	11 hrs 7 mins
29.05.2025	SOL/USDT	10,00	170.6300	164.4867	▲ +%36,0	168.0700	165.5100	159.8800		176.6000	2 hrs 55 mins
1.05.2025	SUSHI/USDT	10,00	0.6813	0.6847	▲ +%5,0	0.6915	0.7106	0.7269		0.6609	18 hrs 48 mins
3.05.2025	SUSHI/USDT	10,00	0.6506	0.6259	▲ +%38,0	0.6408	0.6239	0.6129		0.6656	5 hrs 55 mins
7.05.2025	SUSHI/USDT	10,00	0.5858	0.5993	▼ -%23,0	0.5770	0.5618	0.5518		0.5993	4 hrs 59 mins
12.05.2025	SUSHI/USDT	10,00	0.8650	0.8391	▼ -%29,9	0.8780	0.9022	0.9230		0.8391	6 hrs 58 mins
13.05.2025	SUSHI/USDT	10,00	0.8410	0.8573	▲ +%19,3	0.8536	0.8772	0.8973		0.8158	2 hrs 30 mins
18.05.2025	SUSHI/USDT	10,00	0.7024	0.7186	▼ -%23,1	0.6919	0.6736	0.6617		0.7186	0 hrs 49 mins
21.05.2025	SUSHI/USDT	10,00	0.7441	0.7218	▼ -%30,0	0.7553	0.7761	0.7940		0.7218	1 hrs 40 mins