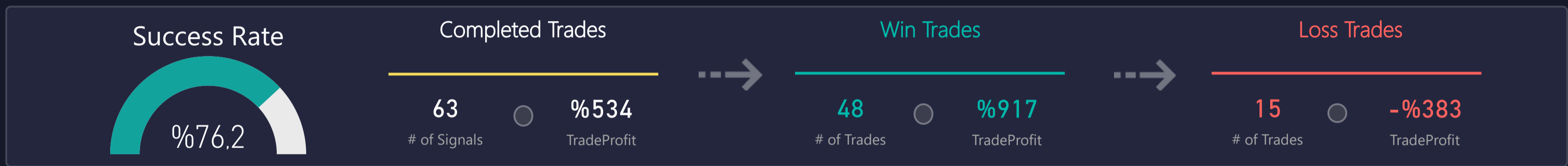
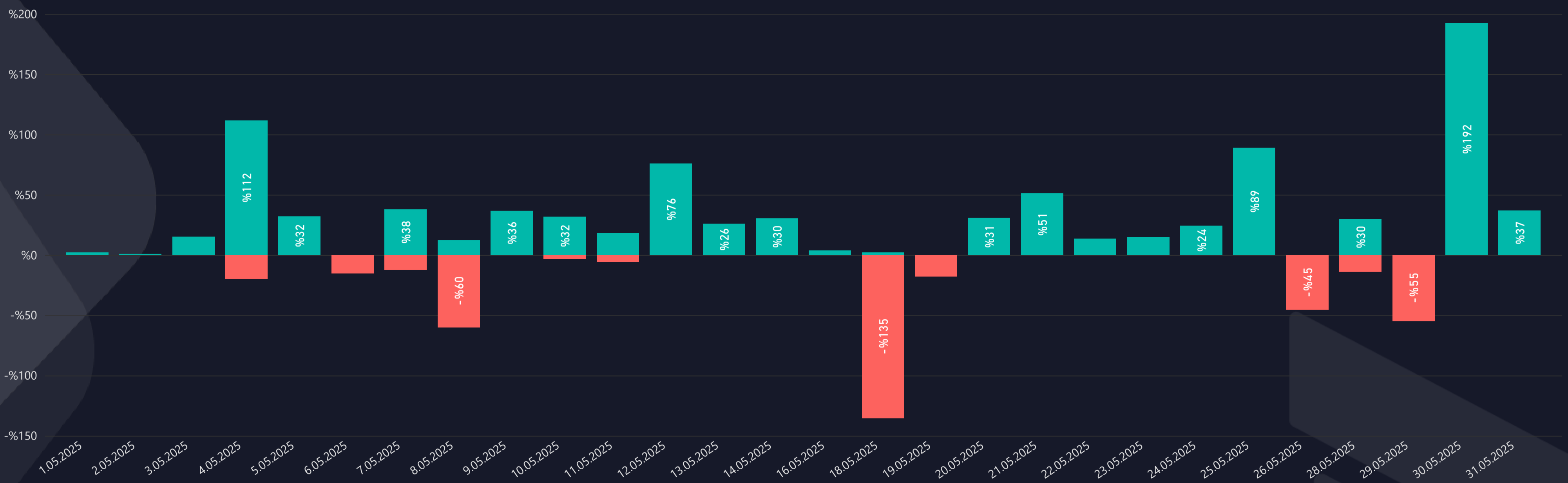




ALTSIGNALS LOW LEV. FUTURES VIP REPORT 2025 MAY



WIN/LOSS TRADE CHART



TOP PROFIT & LOSS TRADES

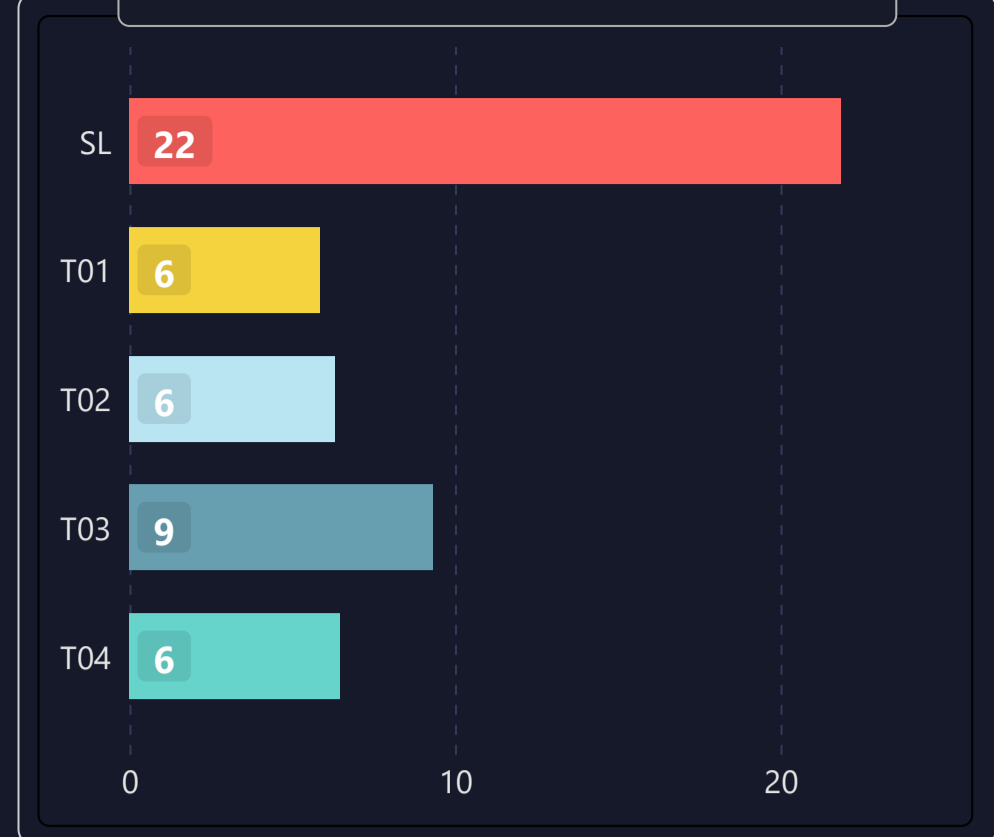
| Realization Date | Pair | Profit | Duration |
|------------------|---------------|--------|----------------|
| 29.05.2025 | GRIFFAIN/USDT | %122,9 | 5 hrs 20 mins |
| 3.05.2025 | MAGIC/USDT | %51,1 | 23 hrs 25 mins |
| 24.05.2025 | NOT/USDT | %46,8 | 4 hrs 55 mins |
| 29.05.2025 | AEVO/USDT | %42,6 | 5 hrs 17 mins |
| 8.05.2025 | LISTA/USDT | %36,5 | 14 hrs 0 mins |

| Realization Date | Pair | Loss | Duration |
|------------------|-----------------|---------|----------------|
| 18.05.2025 | 1000000MOG/USDT | -%95,58 | 10 hrs 24 mins |
| 26.05.2025 | 1000RATS/USDT | -%45,45 | 2 hrs 47 mins |
| 29.05.2025 | POL/USDT | -%45,40 | 6 hrs 24 mins |
| 18.05.2025 | SOL/USDT | -%39,63 | 8 hrs 50 mins |
| 8.05.2025 | ALCH/USDT | -%33,96 | 1 hrs 21 mins |

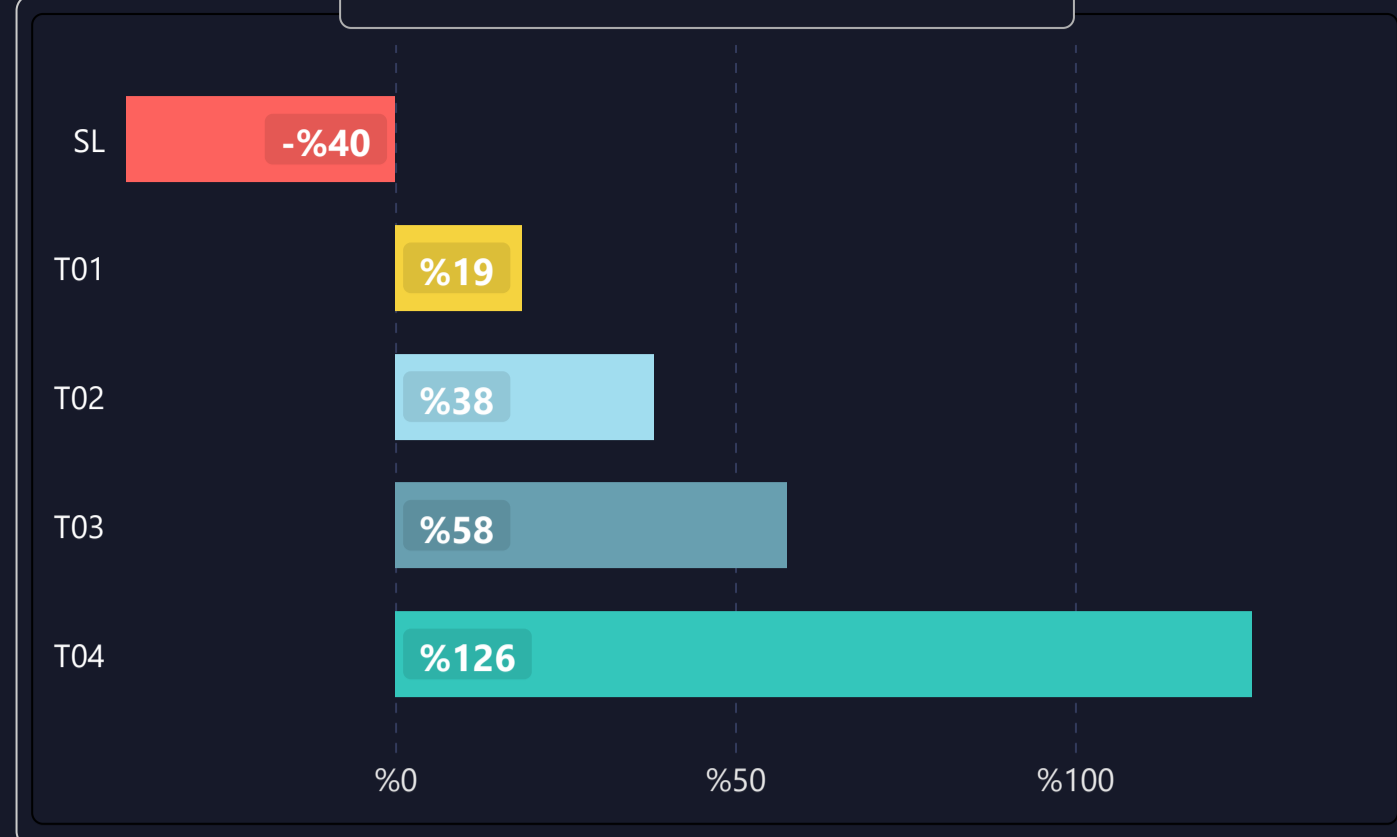


1) DETAILED STATS OF TARGETS (T1, T2, T3 etc.)

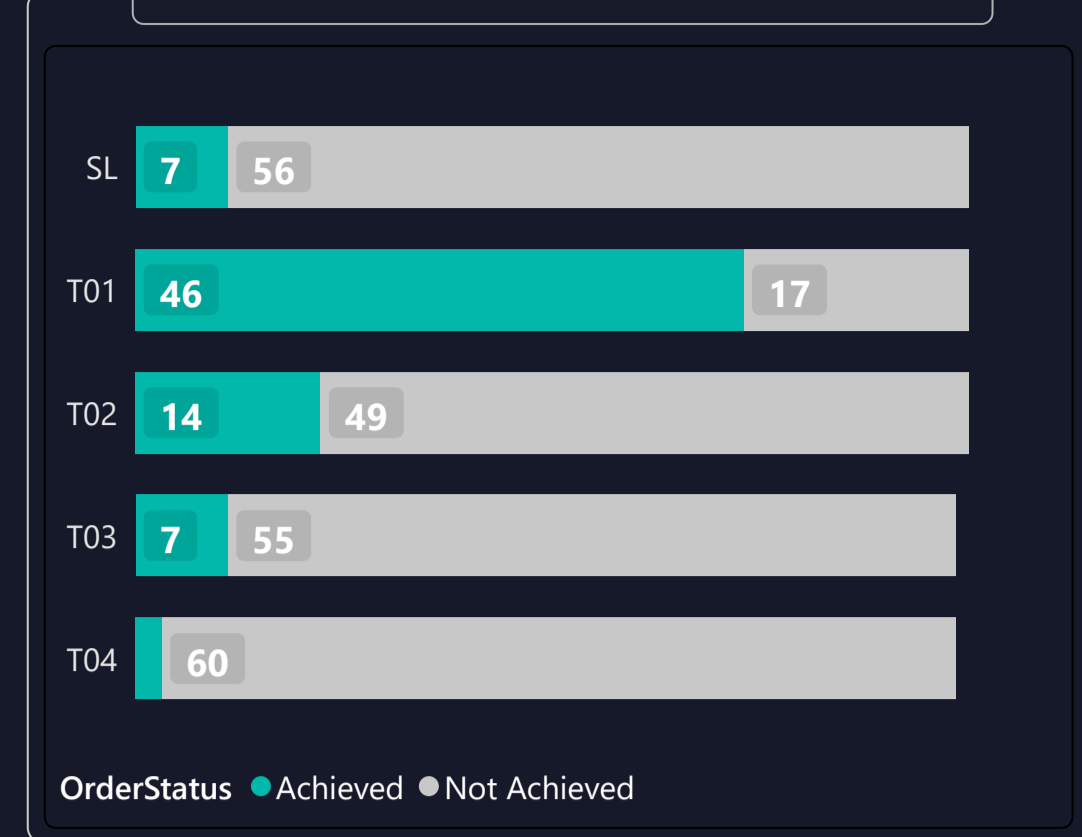
AVERAGE DURATION (HOURS)



AVERAGE P/L PER TARGET



INDIVIDUAL TARGETS STATUS



2) LIST OF ALL TRADES

| Buy Date | Pair | Lev | Buy (Av.) | Sell (Av.) | Trade P/L | TP1 | TP2 | TP3 | TP4 | TP5 | TP6 | Stop Loss | Duration |
|------------|-----------------|-------|-----------|------------|-----------|-----------|-----------|-----------|-----------|-----|-----|-----------|-----------------------|
| 1.05.2025 | IMX/USDT | 5,00 | 0.5616 | 0,5640 | ▲ %2,1 | 0.5460 | 0.5360 | 0.5260 | 0.5140 | | | 0.5750 | 5 hrs 40 mins |
| 2.05.2025 | LTC/USDT | 5,00 | 89.2550 | 85,7098 | ▼ -%19,9 | 92.7800 | 95.1200 | 97.4500 | 102.0000 | | | 85.2000 | 2 days 11 hrs 45 mins |
| 2.05.2025 | ETH/USDT | 5,00 | 1838.0000 | 1840,4629 | ▲ %0,7 | 1882.0000 | 1920.0000 | 1950.0000 | 2050.0000 | | | 1800.0000 | 14 hrs 31 mins |
| 2.05.2025 | TST/USDT | 2,00 | 0.0652 | 0,0702 | ▼ -%15,3 | 0.0620 | 0.0600 | 0.0570 | 0.0530 | | | 0.0729 | 3 days 17 hrs 23 mins |
| 2.05.2025 | HFT/USDT | 5,00 | 0.0651 | 0,0631 | ▲ %15,1 | 0.0631 | 0.0618 | 0.0604 | 0.0582 | | | 0.0668 | 9 hrs 31 mins |
| 3.05.2025 | LPT/USDT | 5,00 | 4.8597 | 4,6975 | ▲ %16,7 | 4.7400 | 4.6400 | 4.5400 | 4.4000 | | | 4.9600 | 1 days 12 hrs 37 mins |
| 3.05.2025 | MAGIC/USDT | 10,00 | 0.1814 | 0,1721 | ▲ %51,1 | 0.1770 | 0.1730 | 0.1690 | 0.1620 | | | 0.1900 | 5 hrs 35 mins |
| 3.05.2025 | PYTH/USDT | 8,00 | 0.1431 | 0,1393 | ▲ %21,5 | 0.1390 | 0.1359 | 0.1328 | 0.1300 | | | 0.1470 | 13 hrs 13 mins |
| 3.05.2025 | CAKE/USDT | 10,00 | 1.9967 | 1,9521 | ▲ %22,3 | 1.9540 | 1.9180 | 1.8790 | 1.8260 | | | 2.0500 | 12 hrs 9 mins |
| 5.05.2025 | SXP/USDT | 7,00 | 0.1953 | 0,1894 | ▲ %21,0 | 0.1905 | 0.1860 | 0.1820 | 0.1760 | | | 0.2015 | 3 hrs 45 mins |
| 5.05.2025 | STX/USDT | 10,00 | 0.7610 | 0,7527 | ▲ %11,0 | 0.7450 | 0.7310 | 0.7160 | 0.6940 | | | 0.7810 | 3 hrs 27 mins |
| 5.05.2025 | DEXE/USDT | 4,00 | 14.8182 | 14,7007 | ▼ -%3,2 | 15.4000 | 15.8000 | 16.2000 | 17.0000 | | | 14.0000 | 4 days 1 hrs 22 mins |
| 6.05.2025 | EPIC/USDT | 5,00 | 1.2757 | 1,2539 | ▲ %8,5 | 1.2403 | 1.2189 | 1.1990 | 1.1711 | | | 1.3100 | 20 hrs 27 mins |
| 6.05.2025 | TRX/USDT | 10,00 | 0.2450 | 0,2480 | ▼ -%12,3 | 0.2390 | 0.2340 | 0.2300 | 0.2245 | | | 0.2480 | 1 days 5 hrs 7 mins |
| 7.05.2025 | 1000000MOG/USDT | 4,00 | 0.6528 | 0,7005 | ▲ %29,2 | 0.6619 | 0.6800 | 0.7100 | 0.7500 | | | 0.6005 | 7 hrs 38 mins |
| 7.05.2025 | ALCH/USDT | 10,00 | 0.1664 | 0,1720 | ▼ -%34,0 | 0.1620 | 0.1580 | 0.1540 | 0.1500 | | | 0.1720 | 1 hrs 21 mins |
| 7.05.2025 | QUICK/USDT | 5,00 | 0.0209 | 0,0220 | ▼ -%26,1 | 0.0198 | 0.0192 | 0.0187 | 0.0175 | | | 0.0220 | 7 hrs 35 mins |
| 8.05.2025 | VTHO/USDT | 5,00 | 0.0025 | 0,0026 | ▲ %12,0 | 0.0026 | 0.0027 | 0.0027 | 0.0028 | | | 0.0024 | 6 hrs 5 mins |
| 8.05.2025 | LISTA/USDT | 5,00 | 0.1900 | 0,2039 | ▲ %36,5 | 0.1954 | 0.2020 | 0.2100 | 0.2200 | | | 0.1771 | 2 hrs 7 mins |
| 9.05.2025 | VANA/USDT | 4,00 | 6.2110 | 6,6500 | ▲ %28,3 | 6.6000 | 6.8000 | 7.1000 | 7.5000 | | | 5.7000 | 6 hrs 47 mins |
| 10.05.2025 | BAT/USDT | 5,00 | 0.1596 | 0,1607 | ▲ %3,4 | 0.1640 | 0.1700 | 0.1740 | 0.1860 | | | 0.1480 | 2 hrs 53 mins |
| 11.05.2025 | NOT/USDT | 5,00 | 0.0029 | 0,0029 | ▲ %5,2 | 0.0030 | 0.0031 | 0.0032 | 0.0033 | | | 0.0026 | 3 hrs 36 mins |
| 11.05.2025 | AERO/USDT | 4,00 | 0.7672 | 0,7728 | ▲ %2,9 | 0.7894 | 0.8201 | 0.8600 | 0.9603 | | | 0.6893 | 1 hrs 49 mins |
| 11.05.2025 | KAS/USDT | 5,00 | 0.1130 | 0,1117 | ▼ -%5,6 | 0.1200 | 0.1240 | 0.1290 | 0.1410 | | | 0.1020 | 2 hrs 33 mins |
| 11.05.2025 | RDNT/USDT | 5,00 | 0.0305 | 0,0311 | ▲ %9,9 | 0.0314 | 0.0323 | 0.0333 | 0.0350 | | | 0.0280 | 1 hrs 8 mins |
| 11.05.2025 | DF/USDT | 10,00 | 0.0499 | 0,0484 | ▲ %30,3 | 0.0486 | 0.0476 | 0.0466 | 0.0457 | | | 0.0514 | 8 hrs 5 mins |
| 12.05.2025 | HOOK/USDT | 5,00 | 0.1628 | 0,1703 | ▲ %22,9 | 0.1690 | 0.1741 | 0.1830 | 0.1960 | | | 0.1501 | 9 hrs 40 mins |
| 12.05.2025 | AI/USDT | 5,00 | 0.2083 | 0,2178 | ▲ %22,7 | 0.2200 | 0.2350 | 0.2500 | 0.2700 | | | 0.1850 | 6 hrs 53 mins |
| 13.05.2025 | LEVER/USDT | 5,00 | 0.0006 | 0,0006 | ▲ %26,0 | 0.0006 | 0.0006 | 0.0006 | 0.0006 | | | 0.0007 | 5 hrs 44 mins |
| 13.05.2025 | LPT/USDT | 5,00 | 6.1500 | 6,2913 | ▲ %11,5 | 6.3000 | 6.5090 | 6.7010 | 7.1090 | | | 5.6920 | 4 hrs 2 mins |
| 13.05.2025 | ID/USDT | 5,00 | 0.2400 | 0,2490 | ▲ %18,9 | 0.2470 | 0.2553 | 0.2654 | 0.2800 | | | 0.2220 | 14 hrs 15 mins |
| 16.05.2025 | 1000PEPE/USDT | 10,00 | 0.0129 | 0,0128 | ▲ %3,8 | 0.0127 | 0.0124 | 0.0121 | 0.0117 | | | 0.0134 | 2 hrs 6 mins |
| 17.05.2025 | 1000PEPE/USDT | 5,00 | 0.0122 | 0,0121 | ▲ %2,0 | 0.0120 | 0.0117 | 0.0114 | 0.0111 | | | 0.0129 | 4 hrs 51 mins |
| 17.05.2025 | 1000000MOG/USDT | 15,00 | 0.9589 | 1,0200 | ▼ -%95,6 | 0.9400 | 0.9200 | 0.9000 | 0.8700 | | | 1.0200 | 10 hrs 24 mins |
| 17.05.2025 | SOL/USDT | 15,00 | 164.6500 | 169,0000 | ▼ -%39,6 | 161.0000 | 158.0000 | 155.0000 | 150.0000 | | | 169.0000 | 8 hrs 50 mins |
| 19.05.2025 | XRP/USDT | 5,00 | 2.3253 | 2,3357 | ▼ -%2,2 | 2.2600 | 2.2200 | 2.1700 | 2.1300 | | | 2.3800 | 4 hrs 23 mins |
| 19.05.2025 | COMP/USDT | 15,00 | 42.2150 | 42,6515 | ▼ -%15,5 | 40.6000 | 39.5000 | 38.5000 | 37.2000 | | | 43.8000 | 4 hrs 44 mins |
| 20.05.2025 | OM/USDT | 5,00 | 0.3827 | 0,3868 | ▲ %5,4 | 0.3960 | 0.4040 | 0.4140 | 0.4260 | | | 0.3700 | 23 hrs 16 mins |
| 20.05.2025 | SPX/USDT | 5,00 | 0.7200 | 0,7640 | ▲ %30,6 | 0.7500 | 0.7700 | 0.7900 | 0.8300 | | | 0.6900 | 7 hrs 40 mins |
| 20.05.2025 | COS/USDT | 5,00 | 0.0038 | 0,0038 | ▲ %9,0 | 0.0039 | 0.0040 | 0.0041 | 0.0042 | | | 0.0037 | 10 hrs 4 mins |
| 21.05.2025 | FLM/USDT | 7,00 | 0.0330 | 0,0340 | ▲ %20,7 | 0.0339 | 0.0344 | 0.0348 | 0.0352 | | | 0.0319 | 0 hrs 37 mins |
| 21.05.2025 | CFX/USDT | 7,00 | 0.0908 | 0,0929 | ▲ %16,0 | 0.0930 | 0.0950 | 0.0970 | 0.1000 | | | 0.0860 | 3 hrs 33 mins |
| 22.05.2025 | DOT/USDT | 5,00 | 4.7160 | 4,8440 | ▲ %13,6 | 4.8200 | 4.9500 | 5.0500 | 5.1500 | | | 4.5300 | 6 hrs 21 mins |
| 22.05.2025 | DOGE/USDT | 5,00 | 0.2399 | 0,2470 | ▲ %14,8 | 0.2460 | 0.2520 | 0.2580 | 0.2700 | | | 0.2240 | 6 hrs 25 mins |
| 23.05.2025 | B3/USDT | 5,00 | 0.0049 | 0,0047 | ▲ %15,6 | 0.0048 | 0.0046 | 0.0046 | 0.0044 | | | 0.0052 | 1 hrs 50 mins |
| 24.05.2025 | SNX/USDT | 5,00 | 0.7940 | 0,7805 | ▲ %8,5 | 0.7760 | 0.7620 | 0.7480 | 0.7340 | | | 0.8200 | 11 hrs 18 mins |
| 24.05.2025 | NOT/USDT | 15,00 | 0.0027 | 0,0026 | ▲ %46,8 | 0.0026 | 0.0026 | 0.0025 | 0.0025 | | | 0.0028 | 4 hrs 55 mins |
| 25.05.2025 | ANKR/USDT | 5,00 | 0.0181 | 0,0180 | ▲ %3,2 | 0.0176 | 0.0172 | 0.0167 | 0.0161 | | | 0.0192 | 6 hrs 48 mins |
| 25.05.2025 | BTCDOM/USDT | 10,00 | 5171.8500 | 5182,8143 | ▲ %2,1 | 5245.0000 | 5315.0000 | | | | | 5103.0000 | 10 hrs 46 mins |
| 25.05.2025 | 1000CAT/USDT | 15,00 | 0.0084 | 0,0083 | ▲ %31,1 | 0.0082 | 0.0080 | 0.0078 | 0.0075 | | | 0.0089 | 3 hrs 48 mins |
| 25.05.2025 | CHR/USDT | 10,00 | 0.0952 | 0,0946 | ▲ %5,8 | 0.0930 | 0.0910 | 0.0890 | 0.0860 | | | 0.1000 | 3 hrs 36 mins |
| 25.05.2025 | 1000RATS/USDT | 15,00 | 0.0220 | 0,0227 | ▼ -%45,4 | 0.0216 | 0.0211 | 0.0206 | 0.0201 | | | 0.0230 | 2 hrs 47 mins |
| 26.05.2025 | POWR/USDT | 20,00 | 0.1792 | 0,1805 | ▼ -%14,0 | 0.1731 | 0.1690 | 0.1650 | 0.1580 | | | 0.1876 | 1 days 18 hrs 18 mins |
| 28.05.2025 | 1000CHEEMS/USDT | 20,00 | 0.0016 | 0,0016 | ▲ %27,0 | 0.0016 | 0.0016 | 0.0015 | 0.0015 | | | 0.0016 | 10 hrs 22 mins |
| 28.05.2025 | INJ/USDT | 5,00 | 15.0600 | 15,1450 | ▲ %2,8 | 15.4000 | 15.8000 | 16.1000 | 16.6000 | | | 14.0000 | 4 hrs 50 mins |
| 28.05.2025 | POL/USDT | 20,00 | 0.2269 | 0,2320 | ▼ -%45,4 | 0.2220 | 0.2180 | 0.2150 | 0.2110 | | | 0.2320 | 6 hrs 24 mins |
| 29.05.2025 | INJ/USDT | 3,00 | 14.4700 | 14,0171 | ▼ -%9,4 | 15.2000 | 15.8000 | 16.4000 | 17.4000 | | | 13.3000 | 8 hrs 39 mins |
| 29.05.2025 | AEVO/USDT | 15,00 | 0.1087 | 0,1056 | ▲ %42,6 | 0.1060 | 0.1030 | 0.1010 | 0.0990 | | | 0.1130 | 5 hrs 17 mins |
| 29.05.2025 | GRIFFAIN/USDT | 15,00 | 0.0780 | 0,0716 | ▲ %122,9 | 0.0747 | 0.0728 | 0.0709 | 0.0680 | | | 0.0827 | 5 hrs 20 mins |
| 29.05.2025 | XVS/USDT | 10,00 | 6.4556 | 6,3379 | ▲ %18,2 | 6.3500 | 6.2500 | 6.1600 | 6.0400 | | | 6.5800 | 4 hrs 15 mins |
| 29.05.2025 | AI/USDT | 5,00 | 0.1649 | 0,1620 | ▲ %8,5 | 0.1610 | 0.1580 | 0.1550 | 0.1510 | | | 0.1700 | 2 hrs 58 mins |
| 30.05.2025 | 1000CHEEMS/USDT | 8,00 | 0.0015 | 0,0015 | ▲ %18,6 | 0.0015 | 0.0015 | 0.0014 | 0.0014 | | | 0.0016 | 4 hrs 47 mins |
| 30.05.2025 | FXS/USDT | 4,00 | 2.9125 | 2,7800 | ▲ %18,2 | 2.8400 | 2.7800 | 2.7200 | 2.6600 | | | 3.1000 | 5 hrs 3 mins |