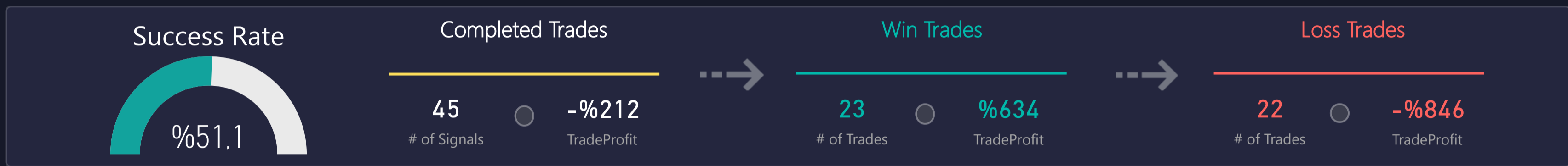


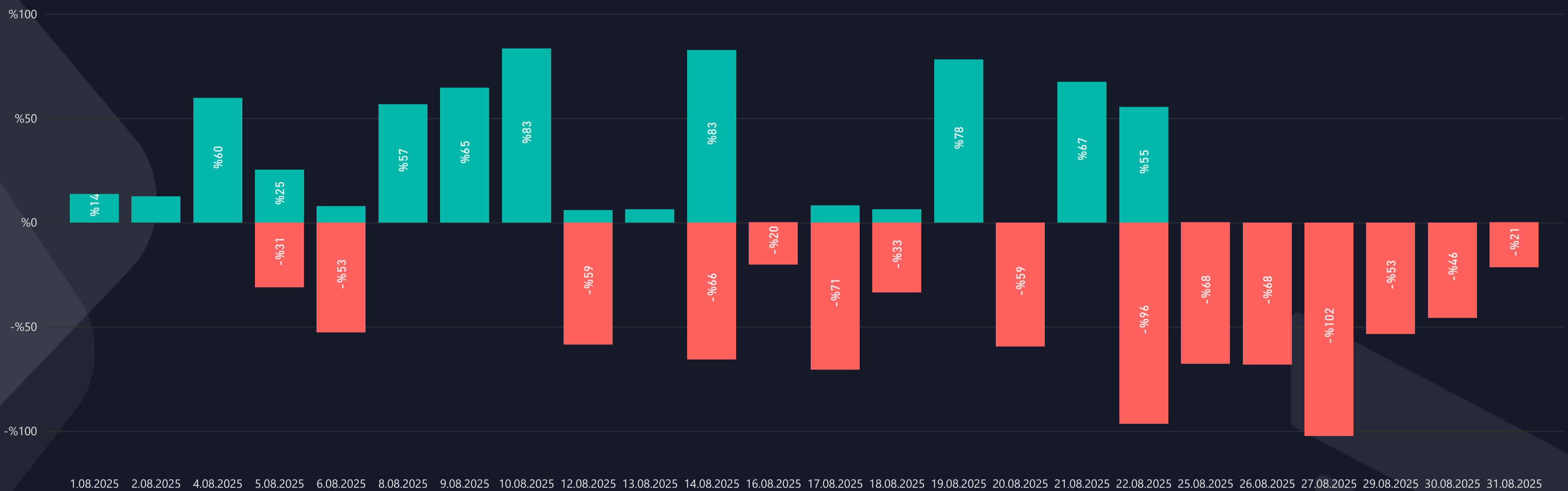


ALTSIGNALS LOW LEV. FUTURES VIP REPORT 2025 AUGUST

~TOTAL PROFIT~
-%212



WIN/LOSS TRADE CHART



TOP PROFIT & LOSS TRADES

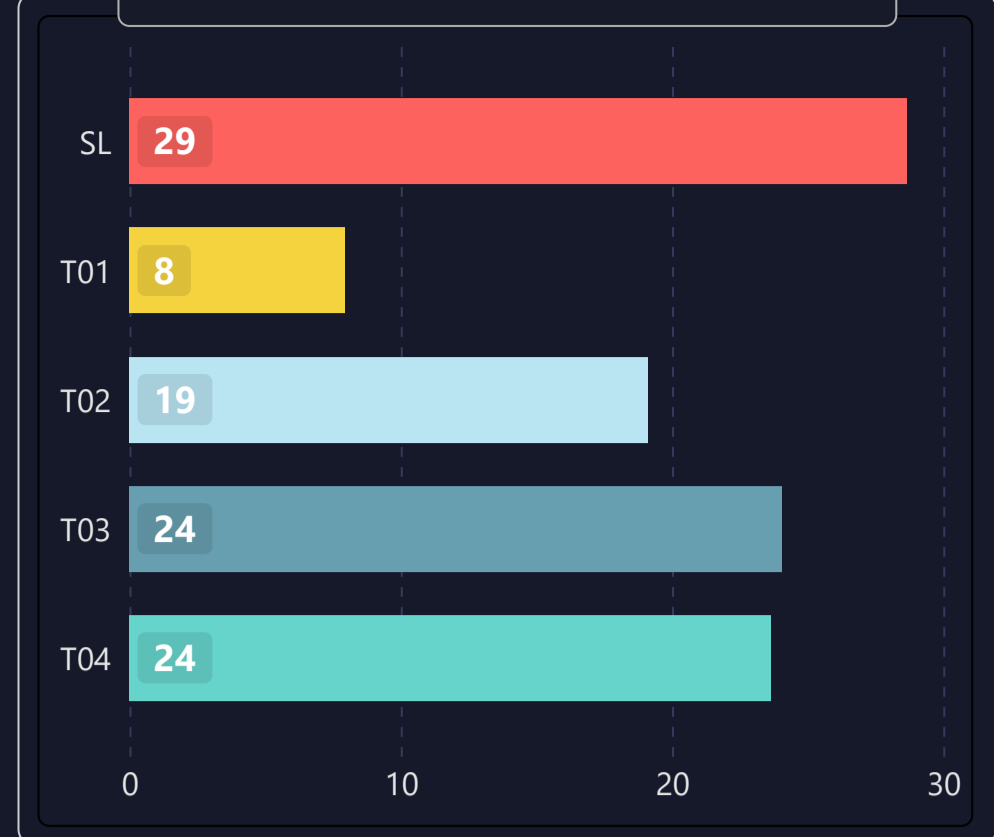
Realization Date	Pair	Profit	Duration
18.08.2025	CTSI/USDT	%78,2	6 hrs 14 mins
8.08.2025	IMX/USDT	%68,5	1 days 6 hrs 43 mins
20.08.2025	QTUM/USDT	%67,4	5 hrs 24 mins
7.08.2025	COMP/USDT	%64,5	1 days 17 hrs 25 mins
3.08.2025	LTC/USDT	%59,6	20 hrs 53 mins

Realization Date	Pair	Loss	Duration
26.08.2025	AKT/USDT	-%68,05	23 hrs 17 mins
27.08.2025	COMP/USDT	-%62,02	1 days 21 hrs 24 mins
22.08.2025	OP/USDT	-%61,28	1 days 18 hrs 6 mins
12.08.2025	DOGS/USDT	-%58,51	1 days 1 hrs 39 mins
29.08.2025	DASH/USDT	-%53,36	1 days 14 hrs 13 mins

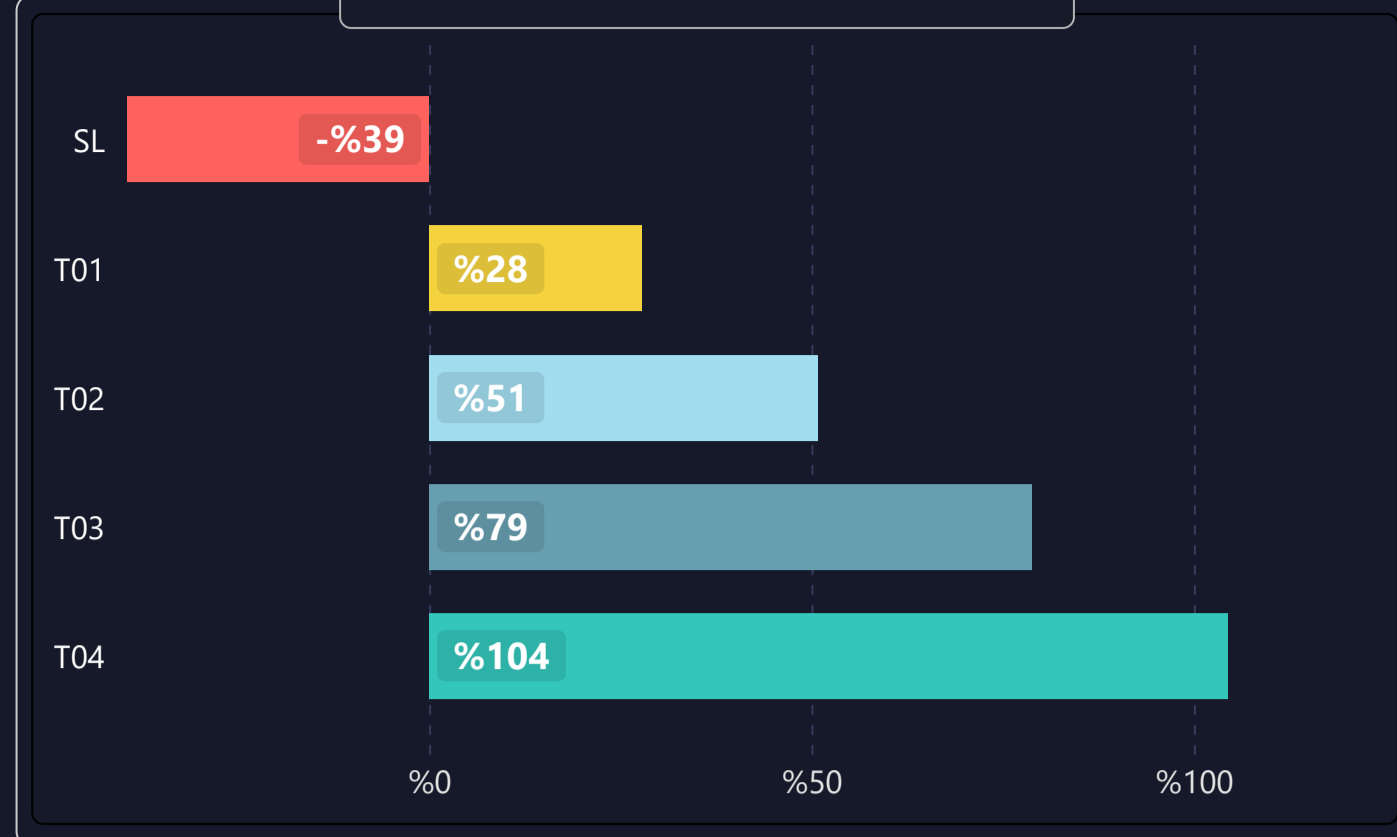


1) DETAILED STATS OF TARGETS (T1, T2, T3 etc.)


AVERAGE DURATION (HOURS)



AVERAGE P/L PER TARGET



INDIVIDUAL TARGETS STATUS



2) LIST OF ALL TRADES

Buy Date	Pair	Lev	Buy (Av.)	Sell (Av.)	Trade P/L	TP1	TP2	TP3	TP4	TP5	TP6	Stop Loss	Duration
1.08.2025	ACE/USDT	10,00	0.5090	0,5059	▲ %6,2	0.4964	0.4841	0.4711	0.4587			0.5376	4 hrs 7 mins
7.08.2025	AI/USDT	10,00	0.1265	0.1308	▲ %33,6	0.1300	0.1330	0.1360	0.1390			0.1230	1 days 3 hrs 33 mins
25.08.2025	AKT/USDT	20,00	1.1315	1,1700	▼ -%68,0	1.0900	1.0600	1.0300	1.0000			1.1800	23 hrs 17 mins
9.08.2025	ANKR/USDT	10,00	0.0166	0,0167	▲ %5,9	0.0170	0.0174	0.0178	0.0182			0.0158	1 days 10 hrs 33 mins
15.08.2025	APT/USDT	10,00	4.6190	4,7208	▼ -%22,0	4.4800	4.3800	4.2800	4.1800			4.7500	1 days 1 hrs 33 mins
13.08.2025	AR/USDT	10,00	8.2893	8,3544	▲ %7,9	8.5500	8.7500	8.9000	9.1000			7.9000	8 hrs 19 mins
12.08.2025	ARB/USDT	10,00	0.4729	0,4759	▲ %6,4	0.4850	0.4950	0.5050	0.5200			0.4500	9 hrs 26 mins
1.08.2025	AVAX/USDT	20,00	22.5139	22,3604	▲ %13,6	21.9000	21.4900	21.1000	20.6000			23.5000	4 hrs 31 mins
1.08.2025	BB/USDT	10,00	0.1000	0,0994	▲ %6,2	0.0975	0.0955	0.0935	0.0915			0.1060	1 hrs 21 mins
21.08.2025	BB/USDT	5,00	0.1249	0.1388	▲ %55,4	0.1300	0.1350	0.1400	0.1500			0.1170	9 hrs 41 mins
20.08.2025	BEAMX/USDT	10,00	0.0074	0,0076	▼ -%29,2	0.0072	0.0071	0.0069	0.0067			0.0077	4 hrs 21 mins
17.08.2025	CELR/USDT	10,00	0.0090	0,0091	▲ %8,3	0.0093	0.0095	0.0097	0.0100			0.0084	0 hrs 31 mins
7.08.2025	COMP/USDT	10,00	47.0867	50,1250	▲ %64,5	48.5000	49.5000	50.5000	52.0000			45.2000	1 days 17 hrs 25 mins
25.08.2025	COMP/USDT	20,00	43.3750	44,7201	▼ -%62,0	41.6000	40.5000	39.5000	38.5000			45.3800	1 days 21 hrs 24 mins
18.08.2025	CTSI/USDT	20,00	0.0947	0,0910	▲ %78,2	0.0930	0.0910	0.0890	0.0860			0.0990	6 hrs 14 mins
27.08.2025	DASH/USDT	20,00	23.4250	22,8000	▼ -%53,4	24.0000	24.4000	25.0000	25.6000			22.8000	1 days 14 hrs 13 mins
5.08.2025	DF/USDT	20,00	0.0285	0,0292	▼ -%52,7	0.0278	0.0272	0.0266	0.0260			0.0292	10 hrs 54 mins
22.08.2025	DF/USDT	5,00	0.0308	0,0295	▼ -%20,9	0.0320	0.0330	0.0340	0.0355			0.0295	2 days 12 hrs 7 mins
6.08.2025	DOGS/USDT	20,00	0.0001	0,0001	▲ %7,8	0.0001	0.0001	0.0001	0.0001			0.0001	1 hrs 53 mins
10.08.2025	DOGS/USDT	10,00	0.0001	0,0001	▼ -%58,5	0.0002	0.0002	0.0002	0.0002	0.0002		0.0001	1 days 1 hrs 39 mins
7.08.2025	ENA/USDT	10,00	0.6425	0,6449	▲ %3,7	0.6520	0.6640	0.6780	0.6920			0.6000	2 hrs 17 mins
15.08.2025	FLOKI/USDT	10,00	0.0001	0,0001	▼ -%48,5	0.0001	0.0001	0.0001	0.0001			0.0001	2 days 18 hrs 29 mins
8.08.2025	IMX/USDT	10,00	0.5555	0,5936	▲ %68,5	0.5689	0.5837	0.6006	0.6211			0.5195	1 days 6 hrs 43 mins
5.08.2025	IOTX/USDT	10,00	0.0306	0,0296	▼ -%31,1	0.0316	0.0324	0.0331	0.0340			0.0296	2 hrs 5 mins
23.08.2025	JTO/USDT	5,00	1.9131	1,8025	▼ -%28,9	2.0450	2.1010	2.1610	2.2210			1.8025	1 days 22 hrs 59 mins
27.08.2025	LEVER/USDT	10,00	0.0001	0,0001	▼ -%40,2	0.0001	0.0002	0.0002	0.0002			0.0001	18 hrs 35 mins
3.08.2025	LTC/USDT	10,00	109.0000	115,5000	▲ %59,6	112.0000	114.5000	116.5000	119.0000			107.0000	7 hrs 40 mins
20.08.2025	MAV/USDT	10,00	0.0553	0,0570	▼ -%30,2	0.0535	0.0523	0.0510	0.0497			0.0570	0 hrs 54 mins
3.08.2025	OM/USDT	10,00	0.2438	0,2454	▲ %6,4	0.2500	0.2552	0.2601	0.2653			0.2324	14 days 22 hrs 52 mins
9.08.2025	OM/USDT	10,00	0.2813	0,2839	▲ %9,1	0.2915	0.2976	0.3050	0.3115			0.2732	1 days 8 hrs 47 mins
20.08.2025	OP/USDT	20,00	0.7180	0,6960	▼ -%61,3	0.7450	0.7600	0.7800	0.8000			0.6960	1 days 18 hrs 6 mins
18.08.2025	PENDLE/USDT	10,00	5.5685	5,3820	▼ -%33,5	5.8030	5.9520	6.1000				5.3820	3 hrs 32 mins
15.08.2025	PHA/USDT	10,00	0.1039	0,1060	▼ -%20,2	0.1000	0.0980	0.0960	0.0940			0.1060	3 hrs 46 mins
29.08.2025	PHA/USDT	10,00	0.1052	0,1100	▼ -%45,6	0.1010	0.0990	0.0970	0.0950			0.1100	11 hrs 12 mins
12.08.2025	POL/USDT	10,00	0.2463	0,2535	▲ %29,1	0.2520	0.2580	0.2640	0.2700			0.2400	1 days 5 hrs 15 mins
20.08.2025	QTUM/USDT	10,00	2.1313	2,2750	▲ %67,4	2.2000	2.2400	2.3000	2.3600			2.0600	5 hrs 24 mins
13.08.2025	ROSE/USDT	5,00	0.0311	0,0295	▼ -%25,0	0.0325	0.0335	0.0342	0.0350			0.0295	18 hrs 26 mins
12.08.2025	RVN/USDT	10,00	0.0140	0,0140	▲ %6,0	0.0137	0.0134	0.0131	0.0128			0.0144	15 hrs 4 mins
22.08.2025	STRK/USDT	10,00	0.1390	0,1365	▼ -%18,0	0.1440	0.1480	0.1520	0.1580			0.1340	2 days 12 hrs 5 mins
11.08.2025	TRX/USDT	10,00	0.3443	0,3600	▲ %45,6	0.3520	0.3600	0.3680	0.3750			0.3360	2 days 17 hrs 7 mins
20.08.2025	USUAL/USDT	10,00	0.0654	0,0678	▼ -%35,1	0.0640	0.0626	0.0610	0.0595			0.0690	2 days 17 hrs 35 mins
7.08.2025	VET/USDT	10,00	0.0239	0,0243	▲ %19,5	0.0246	0.0252	0.0258	0.0264			0.0227	1 days 0 hrs 23 mins
29.08.2025	YFI/USDT	10,00	5286.5000	5400,0000	▼ -%21,5	5160.0000	5080.0000	5000.0000	4880.0000			5400.0000	1 days 6 hrs 26 mins
13.08.2025	YGG/USDT	10,00	0.1772	0,1700	▼ -%40,6	0.1840	0.1880	0.1920	0.1960			0.1700	18 hrs 56 mins
3.08.2025	ZEREBRO/USDT	10,00	0.0268	0,0275	▲ %25,3	0.0273	0.0279	0.0285	0.0291	0.0305		0.0259	1 days 9 hrs 27 mins