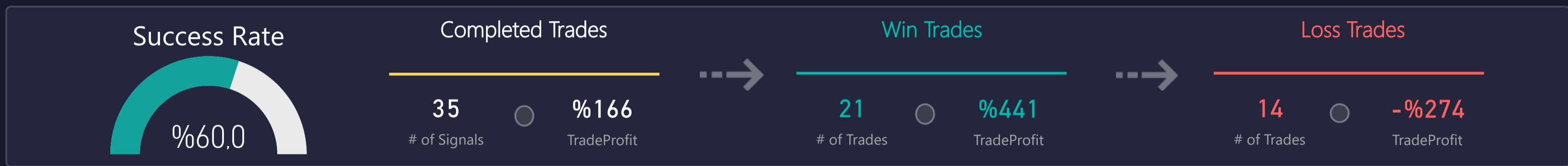
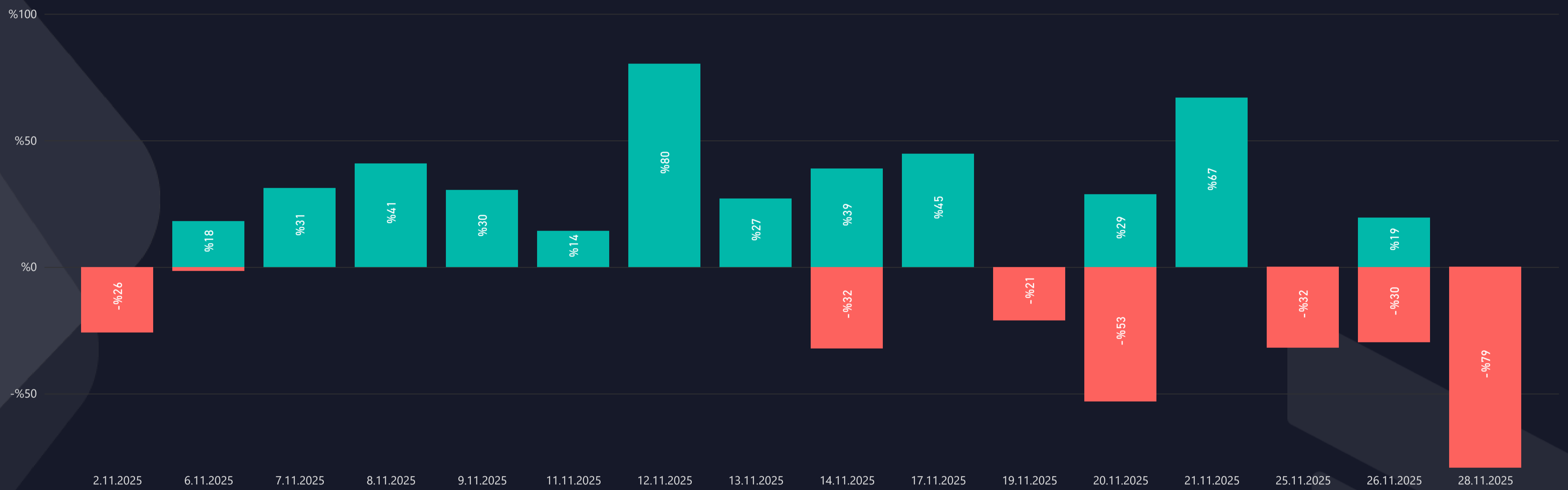




ALTSIGNALS LOW LEV. FUTURES VIP REPORT 2025 NOVEMBER



WIN/LOSS TRADE CHART



TOP PROFIT & LOSS TRADES

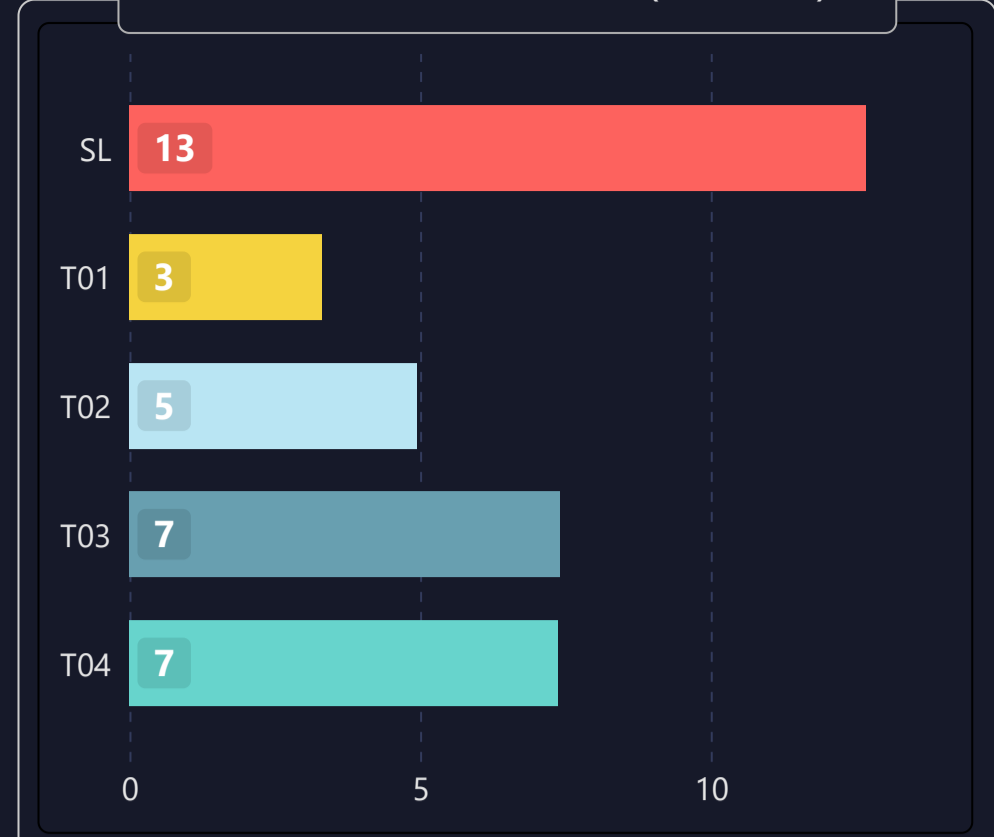
Realization Date	Pair	Profit	Duration
20.11.2025	MORPHO/USDT	%66,8	6 hrs 50 mins
17.11.2025	XVG/USDT	%44,8	3 hrs 59 mins
11.11.2025	SHELL/USDT	%34,6	17 hrs 1 mins
11.11.2025	1000000MOG/USDT	%28,6	18 hrs 31 mins
7.11.2025	GRIFFAIN/USDT	%26,9	5 hrs 53 mins

Realization Date	Pair	Loss	Duration
14.11.2025	METIS/USDT	-%32,12	3 hrs 16 mins
26.11.2025	FET/USDT	-%29,63	4 hrs 10 mins
20.11.2025	BEL/USDT	-%29,24	0 hrs 43 mins
2.11.2025	TWT/USDT	-%25,77	19 hrs 21 mins
28.11.2025	ORDI/USDT	-%23,51	1 days 6 hrs 51 mins

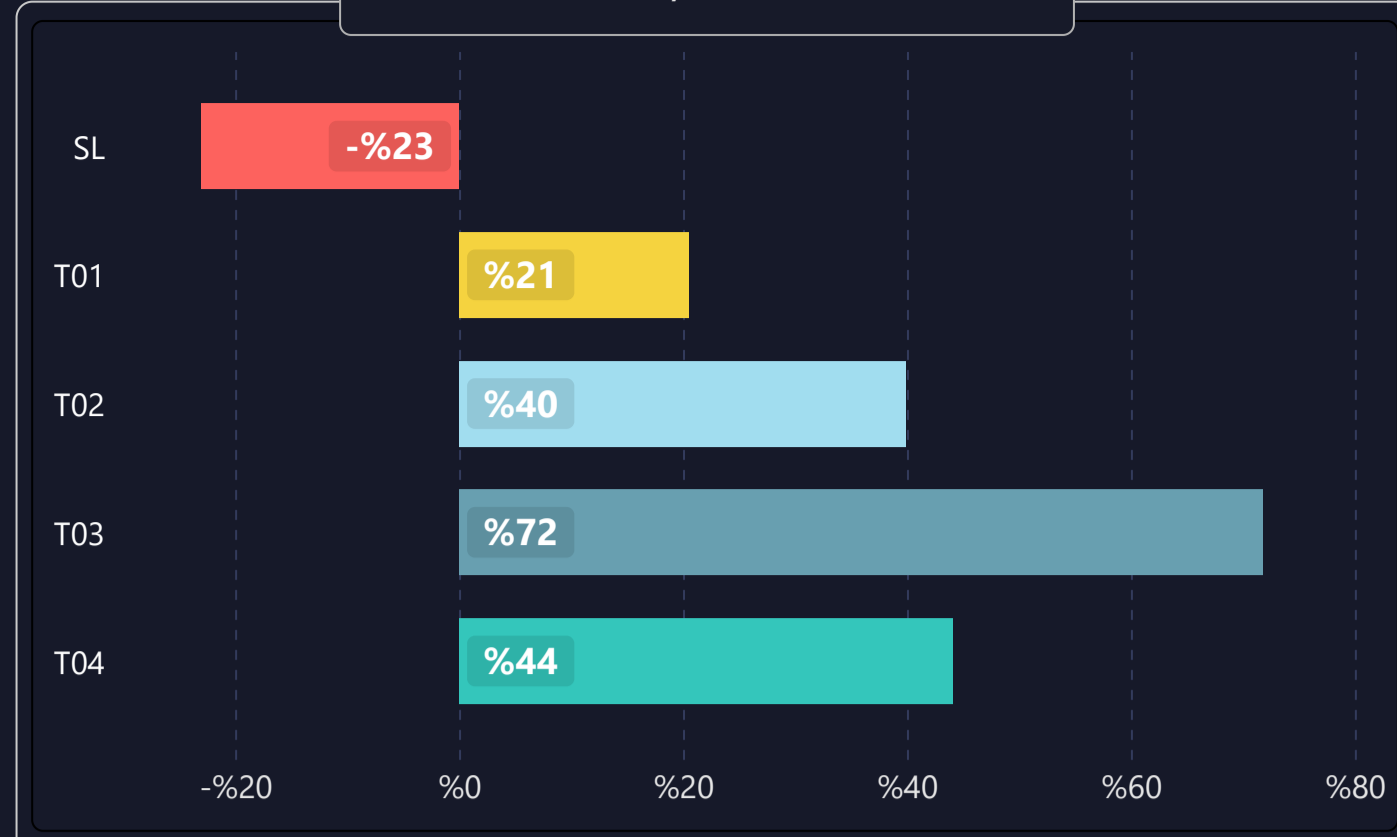


1) DETAILED STATS OF TARGETS (T1, T2, T3 etc.)


AVERAGE DURATION (HOURS)



AVERAGE P/L PER TARGET



INDIVIDUAL TARGETS STATUS



2) LIST OF ALL TRADES

Buy Date	Pair	Lev	Buy (Av.)	Sell (Av.)	Trade P/L	TP1	TP2	TP3	TP4	TP5	TP6	Stop Loss	Duration
1.11.2025	TWT/USDT	10,00	1.2690	1,2363	▼ -%25,8	1.3050	1.3300	1.3550	1.3900			1.2300	19 hrs 21 mins
5.11.2025	LUMIA/USDT	10,00	0.1325	0.1349	▲ %18,1	0.1350	0.1380	0.1410	0.1440			0.1280	3 hrs 57 mins
5.11.2025	CAKE/USDT	5,00	2.2475	2,2407	▼ -%1,5	2.3100	2.3600	2.4100	2.4600			2.2000	2 hrs 56 mins
7.11.2025	ARK/USDT	10,00	0.3050	0,3093	▲ %13,9	0.3100	0.3180	0.3240	0.3320			0.2940	7 hrs 28 mins
7.11.2025	BANANA/USDT	10,00	9.9300	10,1200	▲ %19,1	10.1000	10.3000	10.5000	10.7500			9.6000	1 hrs 47 mins
7.11.2025	GRASS/USDT	5,00	0.3410	0,3492	▲ %12,0	0.3476	0.3550	0.3620	0.3750			0.3200	1 hrs 10 mins
7.11.2025	GRIFFAIN/USDT	10,00	0.0183	0,0188	▲ %26,9	0.0188	0.0192	0.0196	0.0200			0.0176	5 hrs 53 mins
9.11.2025	IOTX/USDT	10,00	0.0115	0,0117	▲ %14,8	0.0117	0.0120	0.0123	0.0126			0.0111	0 hrs 58 mins
9.11.2025	HOOK/USDT	5,00	0.0651	0,0671	▲ %15,7	0.0670	0.0680	0.0700	0.0720			0.0600	0 hrs 35 mins
11.11.2025	AR/USDT	4,00	5.1980	4,9772	▲ %17,0	5.0000	4.9000	4.8000	4.7000			5.3500	9 hrs 54 mins
11.11.2025	HIVE/USDT	5,00	0.1306	0,1343	▲ %14,2	0.1340	0.1370	0.1400	0.1430			0.1220	0 hrs 31 mins
11.11.2025	1000000MOG/USDT	10,00	0.3663	0,3559	▲ %28,6	0.3540	0.3460	0.3380	0.3300			0.3850	18 hrs 31 mins
11.11.2025	SHELL/USDT	10,00	0.1083	0,1046	▲ %34,6	0.1050	0.1030	0.1010	0.0980			0.1140	9 hrs 41 mins
12.11.2025	BRETT/USDT	5,00	0.0219	0,0212	▲ %17,7	0.0212	0.0207	0.0203	0.0198			0.0228	18 hrs 7 mins
12.11.2025	FARTCOIN/USDT	5,00	0.2843	0,2789	▲ %9,4	0.2780	0.2720	0.2650	0.2600			0.2950	6 hrs 49 mins
13.11.2025	GRT/USDT	10,00	0.0606	0,0597	▲ %15,4	0.0595	0.0580	0.0570	0.0555			0.0640	5 hrs 39 mins
13.11.2025	BANANA/USDT	5,00	8.9600	8,8240	▲ %7,6	8.8000	8.6000	8.4500	8.2500			9.4000	5 hrs 27 mins
13.11.2025	METIS/USDT	10,00	9.1075	9,4000	▼ -%32,1	8.8000	8.6000	8.4000	8.2000			9.4000	3 hrs 16 mins
13.11.2025	PYTH/USDT	5,00	0.0948	0,0918	▲ %15,8	0.0920	0.0900	0.0880	0.0860			0.0990	8 hrs 43 mins
17.11.2025	XVG/USDT	10,00	0.0081	0,0084	▲ %44,8	0.0084	0.0086	0.0088	0.0090			0.0078	3 hrs 59 mins
18.11.2025	BIO/USDT	10,00	0.0664	0,0650	▼ -%21,1	0.0685	0.0700	0.0715	0.0730			0.0650	9 hrs 35 mins
20.11.2025	COMP/USDT	10,00	31.9000	31,4000	▼ -%15,7	32.6000	33.2000	33.8000	34.6000			31.4000	0 hrs 46 mins
20.11.2025	BEL/USDT	10,00	0.1710	0,1660	▼ -%29,2	0.1760	0.1800	0.1840	0.1890			0.1660	0 hrs 43 mins
20.11.2025	SANTOS/USDT	10,00	1.7050	1,6910	▼ -%8,2	1.7600	1.8000	1.8400	1.8800			1.6600	0 hrs 24 mins
20.11.2025	MORPHO/USDT	20,00	1.7210	1,6635	▲ %66,8	1.6700	1.6400	1.6000				1.8000	6 hrs 50 mins
20.11.2025	SANTOS/USDT	10,00	1.7261	1,7640	▲ %22,0	1.7600	1.8000	1.8400	1.8800			1.6600	0 hrs 7 mins
20.11.2025	XVG/USDT	5,00	0.0069	0,0068	▲ %6,8	0.0068	0.0067	0.0066	0.0064			0.0072	0 hrs 51 mins
24.11.2025	BCH/USDT	5,00	544.2500	527,4327	▼ -%15,4	570.0000	585.0000	600.0000	625.0000			516.0000	14 hrs 3 mins
24.11.2025	YGG/USDT	10,00	0.0913	0,0898	▼ -%16,4	0.0940	0.0960	0.0985				0.0890	13 hrs 41 mins
25.11.2025	SPX/USDT	5,00	0.5929	0,6159	▲ %19,5	0.6200	0.6400	0.6600	0.6750			0.5600	3 hrs 12 mins
25.11.2025	FET/USDT	10,00	0.2700	0,2780	▼ -%29,6	0.2620	0.2560	0.2500				0.2780	4 hrs 10 mins
26.11.2025	ORDI/USDT	10,00	4.1475	4,0500	▼ -%23,5	4.2800	4.3800	4.4800	4.6000			4.0500	1 days 6 hrs 51 mins
26.11.2025	ADA/USDT	10,00	0.4300	0,4200	▼ -%23,3	0.4440	0.4540	0.4640	0.4740			0.4200	1 days 21 hrs 50 mins
27.11.2025	ENJ/USDT	10,00	0.0338	0,0332	▼ -%16,3	0.0347	0.0354	0.0361				0.0332	9 hrs 57 mins
27.11.2025	LTC/USDT	10,00	86.9100	85,5000	▼ -%16,2	89.0000	91.0000	93.0000				85.5000	8 hrs 52 mins