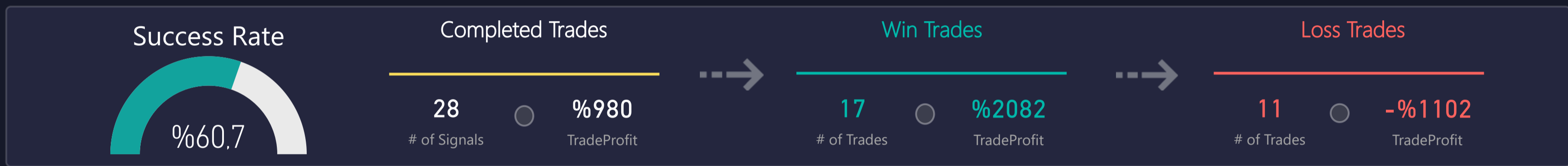


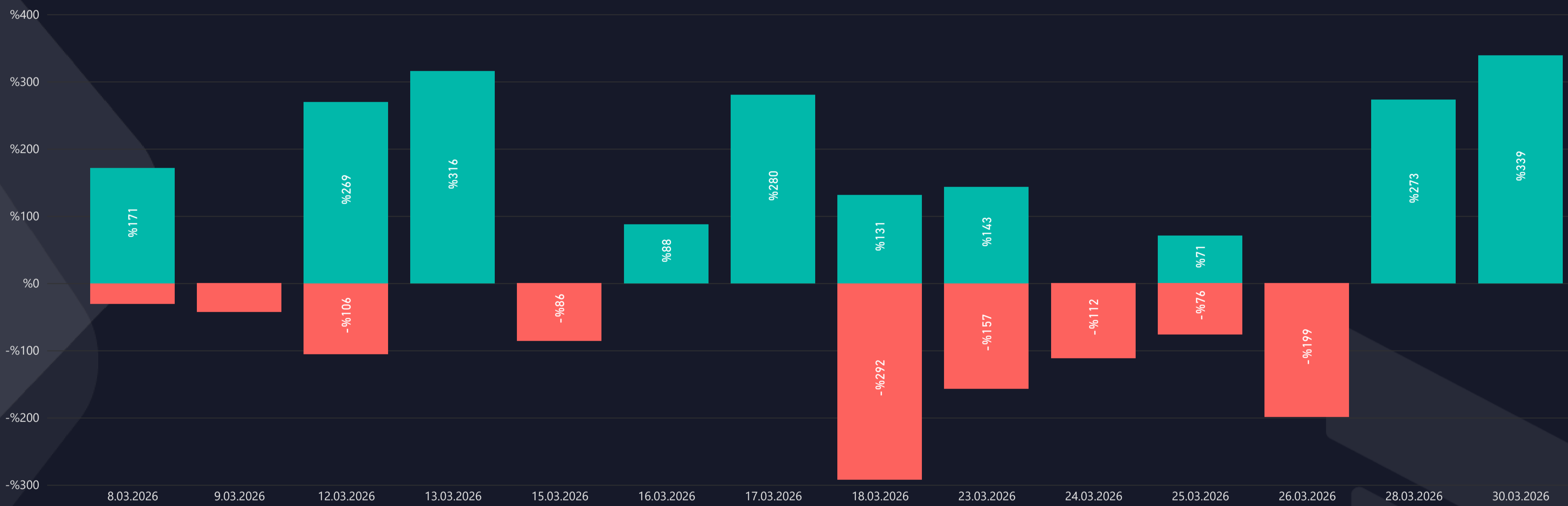


# ALTSIGNALS BINANCE HIGH LEV. VIP REPORT 2026 MARCH

TOTAL PROFIT  
%980



## WIN/LOSS TRADE CHART




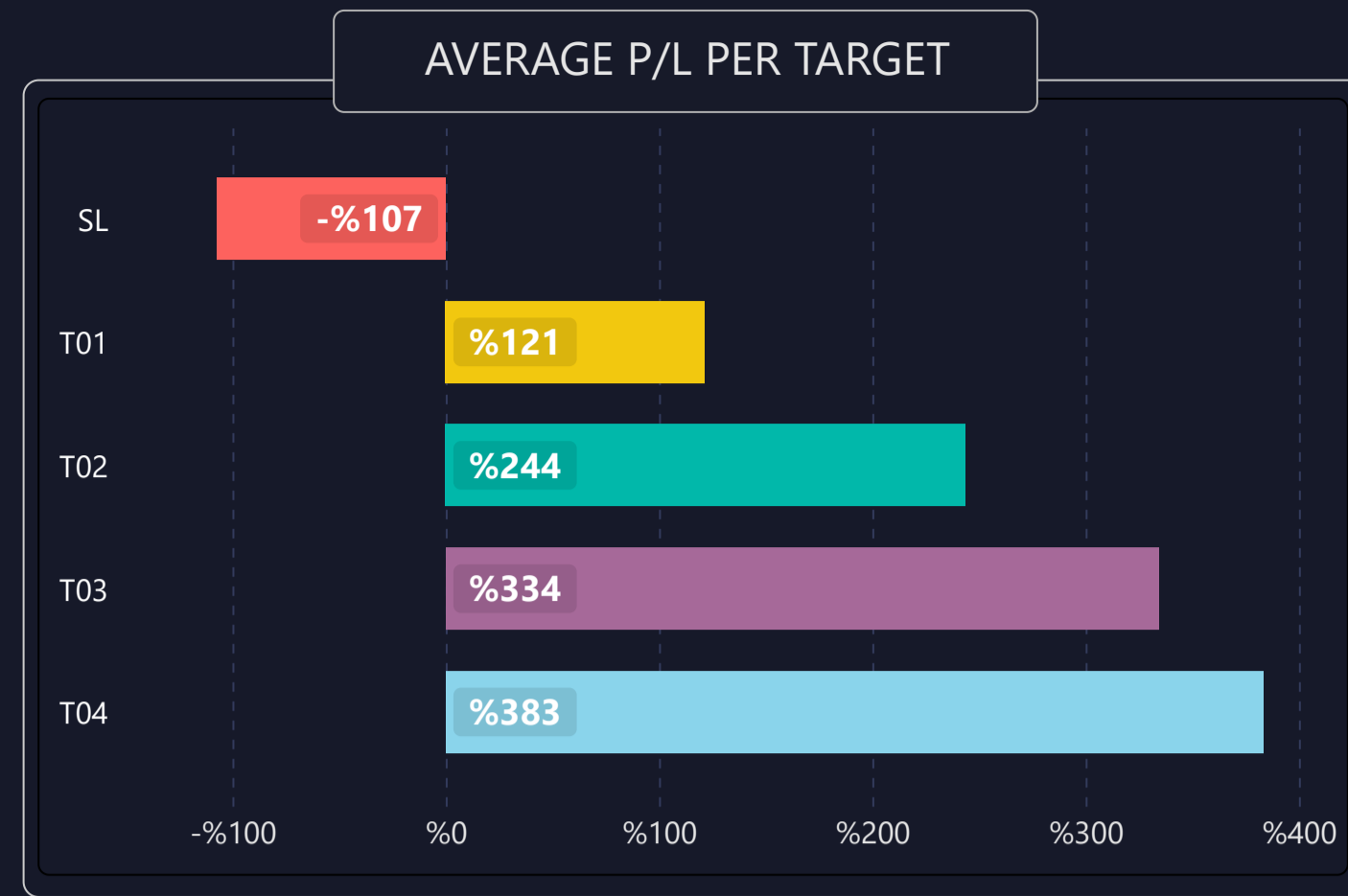
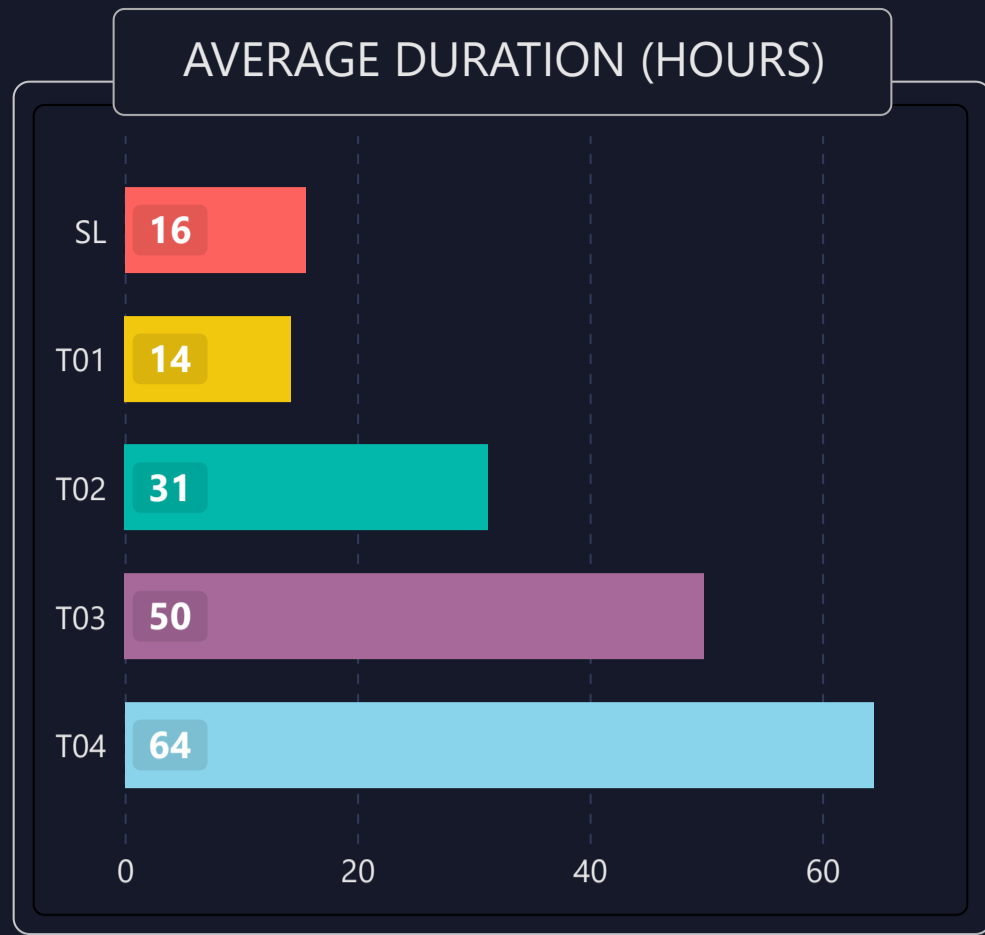
## TOP PROFIT & LOSS TRADES

Realization Date	Pair	Profit	Duration
16.03.2026	ETH/USDT	%206,2	16 hrs 38 mins
24.03.2026	LUNA2/USDT	%184,2	4 days 7 hrs 11 mins
27.03.2026	MOODENG/USDT	%175,5	2 days 3 hrs 28 mins
27.03.2026	STX/USDT	%163,5	2 days 5 hrs 8 mins
13.03.2026	BTC/USDT	%161,9	4 hrs 23 mins

Realization Date	Pair	Loss	Duration
18.03.2026	INJ/USDT	-%159,54	1 days 18 hrs 7 mins
23.03.2026	TIA/USDT	-%157,23	3 hrs 55 mins
18.03.2026	LUNA2/USDT	-%132,81	16 hrs 42 mins
26.03.2026	ZK/USDT	-%118,11	11 hrs 43 mins
24.03.2026	PENDLE/USDT	-%111,54	13 hrs 51 mins



# 1) DETAILED STATS OF TARGETS (T1, T2, T3 etc.)



## 2) LIST OF ALL TRADES

Buy Date	Pair	Lev	Buy (Av.)	Sell (Av.)	Trade P/L	TP1	TP2	TP3	Stop Loss	Duration
5.03.2026	ETH/USDT	50,00	2075.0000	2032,65	▲ %102,0	2040.0000	2000.0000	1980.0000	2110.0000	2 days 8 hrs 28 mins
8.03.2026	RPL/USDT	30,00	1.8133	1,83	▼ -%30,9	1.7600	1.7200	1.6800	1.8800	7 hrs 3 mins
8.03.2026	ATOM/USDT	50,00	1.7533	1,73	▲ %69,4	1.7250	1.6980	1.6680	1.7900	8 hrs 2 mins
9.03.2026	BTC/USDT	100,00	67510.0000	67800,00	▼ -%43,0	66760.0000	66260.0000	65800.0000	67800.0000	0 hrs 32 mins
11.03.2026	COTI/USDT	50,00	0.0121	0,01	▲ %93,7	0.0124	0.0126	0.0129	0.0120	3 hrs 39 mins
12.03.2026	ARK/USDT	30,00	0.1760	0,18	▲ %75,0	0.1800	0.1840	0.1880	0.1700	2 hrs 7 mins
12.03.2026	PEOPLE/USDT	50,00	0.0073	0,01	▼ -%105,8	0.0072	0.0070	0.0069	0.0075	6 hrs 4 mins
12.03.2026	PNUT/USDT	50,00	0.0462	0,05	▲ %100,6	0.0473	0.0485	0.0500	0.0448	2 hrs 43 mins
12.03.2026	BRETT/USDT	50,00	0.0074	0,01	▲ %153,6	0.0076	0.0077	0.0079	0.0072	6 hrs 28 mins
13.03.2026	BTC/USDT	100,00	72322.6669	73493,40	▲ %161,9	73700.0000	74600.0000	75800.0000	71054.0000	4 hrs 23 mins
14.03.2026	THETA/USDT	50,00	0.1745	0,18	▼ -%86,0	0.1700	0.1664	0.1630	0.1775	1 days 0 hrs 17 mins
15.03.2026	XTZ/USDT	50,00	0.3832	0,39	▲ %131,3	0.3950	0.4050	0.4200	0.3660	3 days 2 hrs 4 mins
16.03.2026	ETH/USDT	100,00	2279.0000	2326,00	▲ %206,2	2320.0000	2380.0000	2440.0000	2160.0000	6 hrs 50 mins
16.03.2026	WOO/USDT	50,00	0.0194	0,02	▲ %87,6	0.0198	0.0202	0.0208	0.0188	1 hrs 10 mins
16.03.2026	INJ/USDT	50,00	3.2280	3,13	▼ -%159,5	3.3500	3.4200	3.5000	3.1250	1 days 18 hrs 7 mins
16.03.2026	WOO/USDT	50,00	0.0196	0,02	▲ %74,2	0.0198	0.0202	0.0208	0.0188	3 hrs 59 mins
17.03.2026	LUNA2/USDT	50,00	0.0640	0,06	▼ -%132,8	0.0660	0.0675	0.0690	0.0623	16 hrs 42 mins
19.03.2026	GOAT/USDT	50,00	0.0180	0,02	▲ %143,4	0.0176	0.0172	0.0168	0.0185	3 days 0 hrs 23 mins
23.03.2026	TIA/USDT	50,00	0.3180	0,33	▼ -%157,2	0.3060	0.3000	0.2940	0.3280	3 hrs 55 mins
23.03.2026	PENDLE/USDT	20,00	1.1745	1,24	▼ -%111,5	1.1200	1.0900	1.0660	1.2400	13 hrs 51 mins
24.03.2026	LUNA2/USDT	50,00	0.0602	0,06	▲ %184,2	0.0583	0.0570	0.0555	0.0620	4 days 7 hrs 11 mins
25.03.2026	COMP/USDT	50,00	19.4150	19,10	▼ -%81,1	19.9000	20.3000	20.7000	19.1000	17 hrs 27 mins
25.03.2026	1000FLOKI/USDT	50,00	0.0305	0,03	▼ -%76,3	0.0314	0.0320	0.0325	0.0300	9 hrs 30 mins
25.03.2026	KAS/USDT	50,00	0.0391	0,04	▲ %70,6	0.0398	0.0407	0.0413	0.0368	0 hrs 38 mins
25.03.2026	ZK/USDT	50,00	0.0191	0,02	▼ -%118,1	0.0196	0.0200	0.0204	0.0186	11 hrs 43 mins
27.03.2026	AVA/USDT	50,00	0.1910	0,19	▲ %89,0	0.1870	0.1820	0.1780	0.2020	6 hrs 29 mins
27.03.2026	STX/USDT	50,00	0.2248	0,22	▲ %163,5	0.2180	0.2120	0.2060	0.2330	2 days 5 hrs 8 mins
27.03.2026	MOODENG/USDT	50,00	0.0457	0,04	▲ %175,5	0.0442	0.0434	0.0426	0.0468	2 days 3 hrs 28 mins