
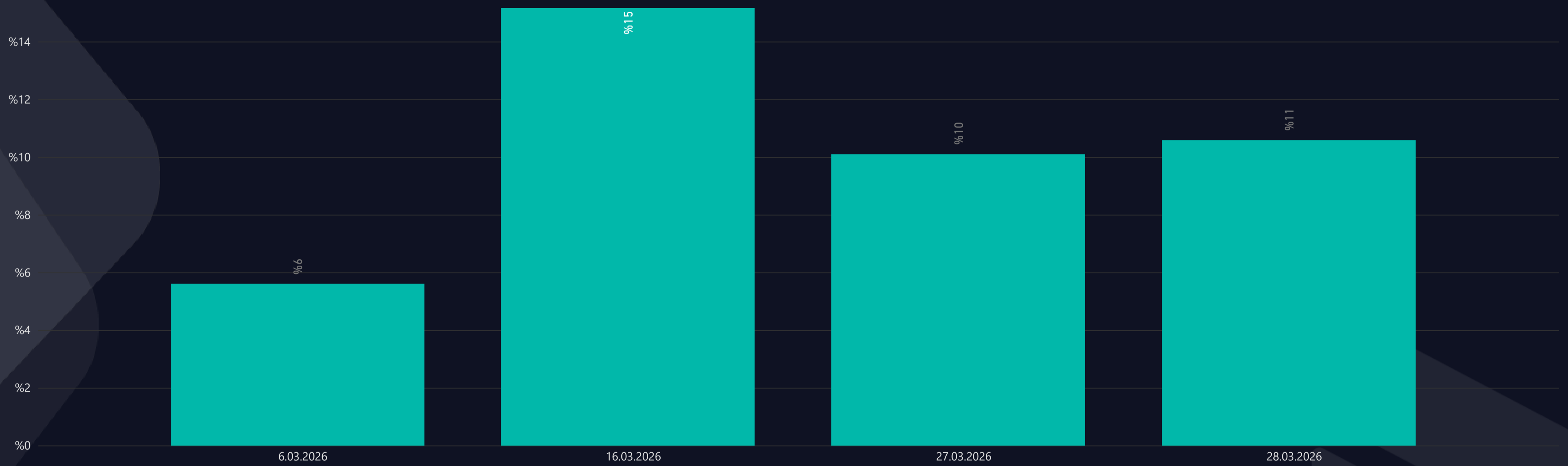




ALTSIGNALS BINANCE SPOT VIP REPORT 2026 MARCH



WIN/LOSS TRADE CHART



TOP PROFIT & LOSS TRADES

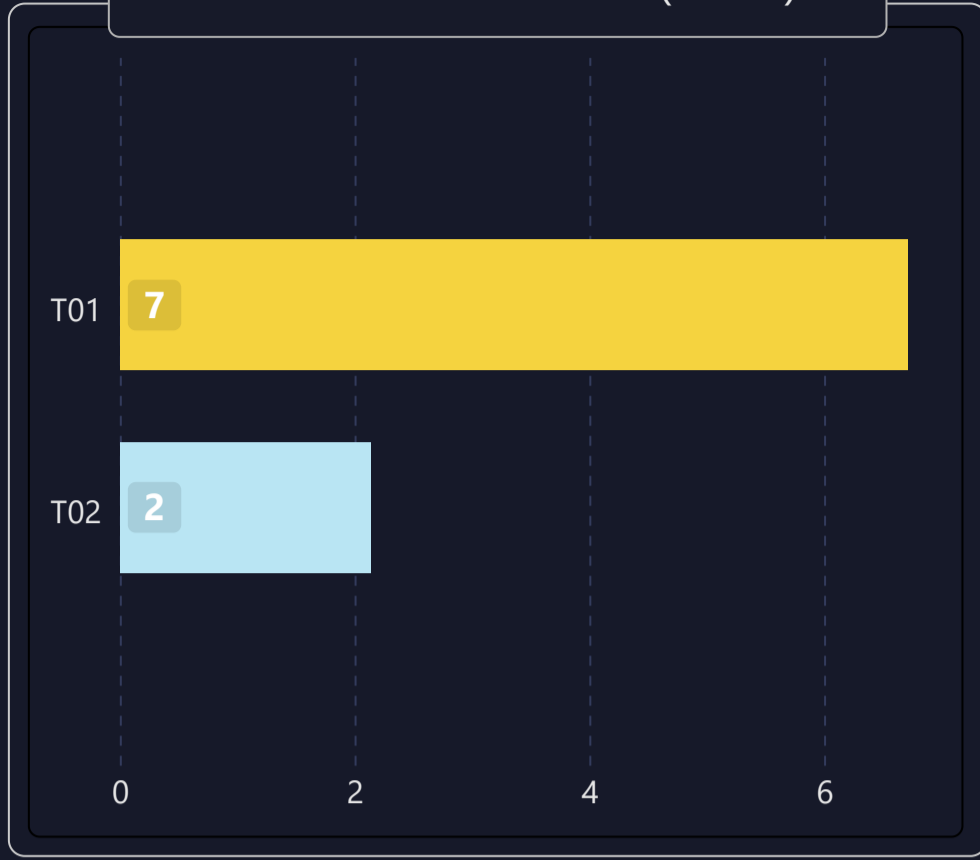
Realization Date	Pair	Profit	Duration
25.03.2026	CFG/USDT	%10,6	2 days 14 hrs 47 mins
25.03.2026	SWARM/USDT	%10,1	1 days 18 hrs 19 mins
12.03.2026	ACT/USDT	%7,9	3 days 23 hrs 41 mins
12.03.2026	ORDI/USDT	%7,3	3 days 23 hrs 46 mins
6.02.2026	BTC/USDT	%5,6	27 days 20 hrs 24 mins

Realization Date	Pair	Loss	Duration
------------------	------	------	----------

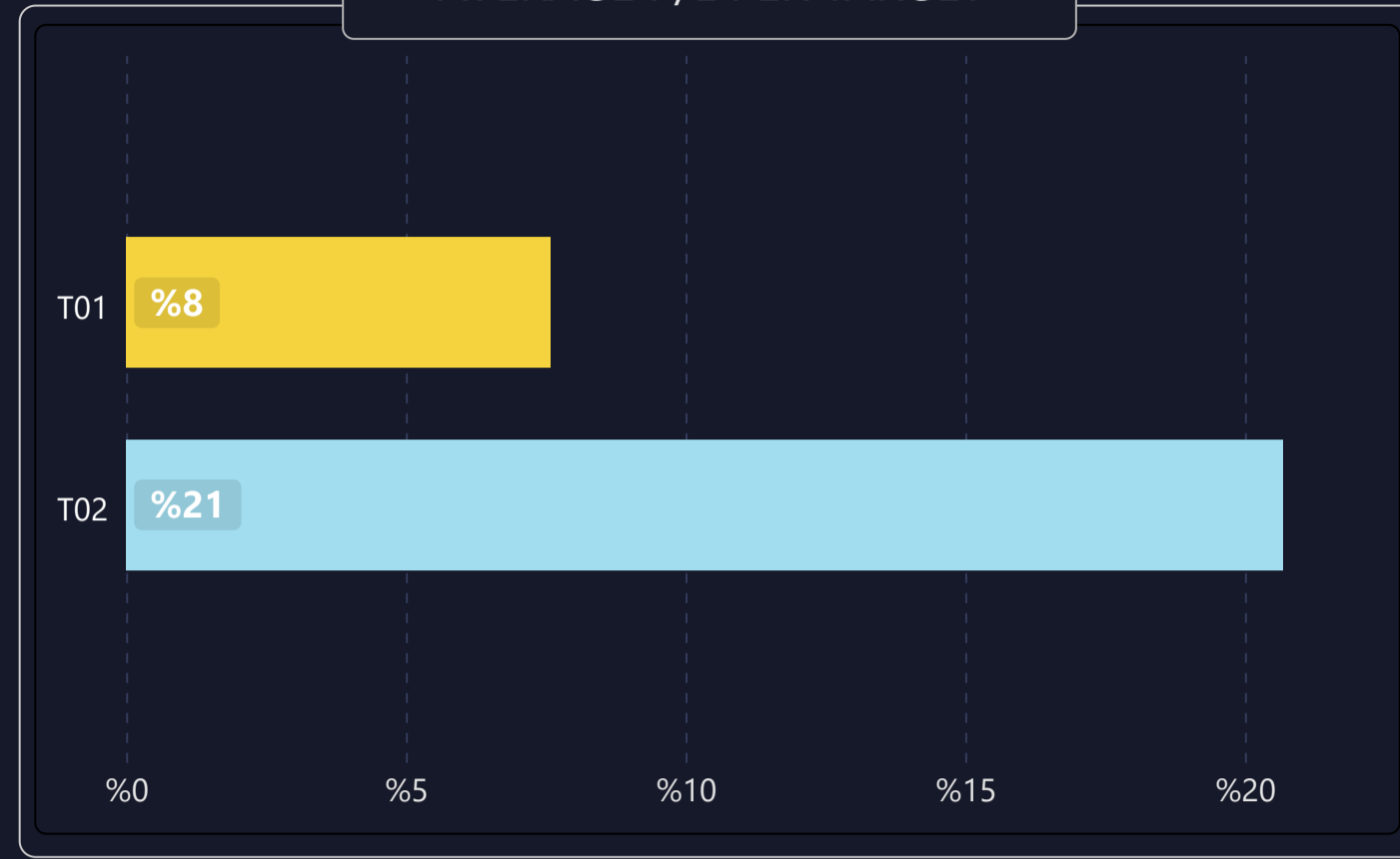


1) DETAILED STATS OF TARGETS (T1, T2, T3 etc.)

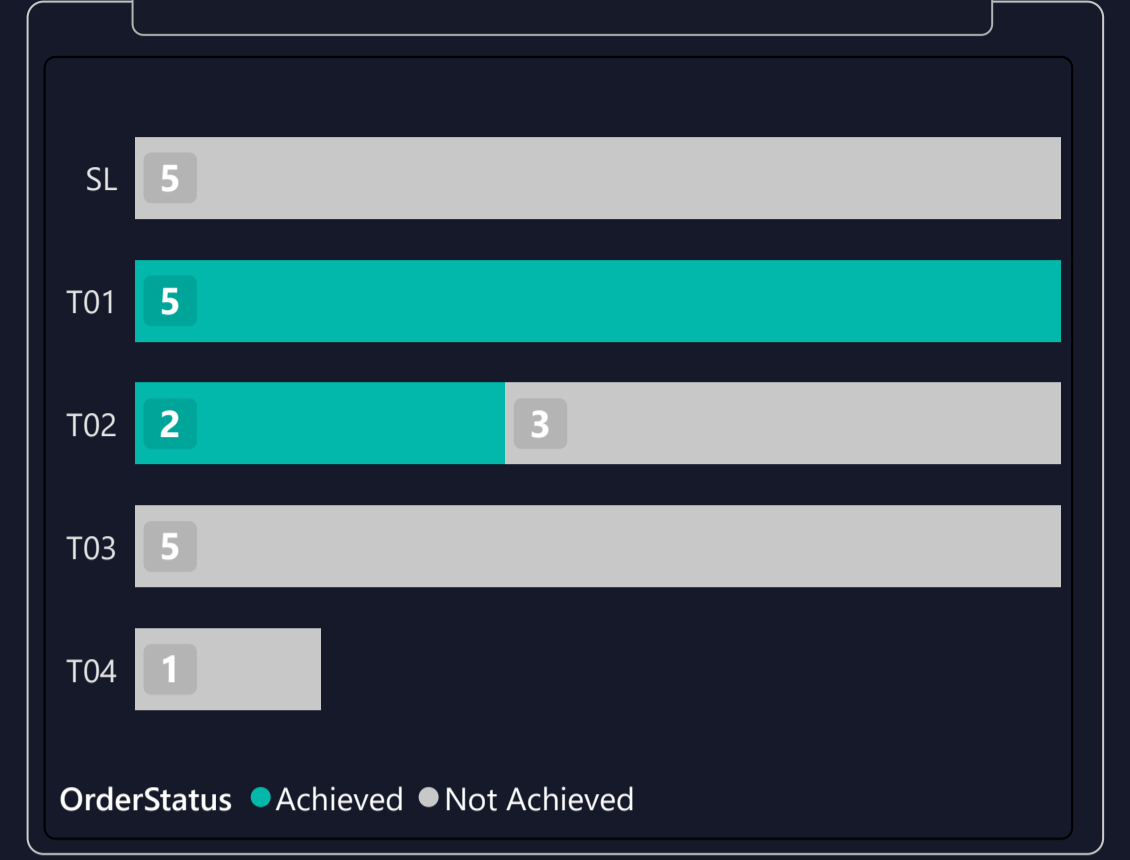
AVERAGE DURATION (DAYS)



AVERAGE P/L PER TARGET



INDIVIDUAL TARGETS STATUS



2) LIST OF ALL TRADES

Buy Date	Pair	Lev	Buy (Av.)	Sell (Av.)	Trade P/L	TP1	TP2	TP3	TP4	TP5	TP6	Stop Loss	Duration
6.02.2026	BTC/USDT	1,00	68725.0283	72572,5028	▲ %5,6	73000.0000	75000.0000	78000.0000	80000.0000			60000.0000	27 days 20 hrs 24 mins
12.03.2026	ORDI/USDT	1,00	2.4750	2,6557	▲ %7,3	2.6500	2.8500	3.1000				2.1500	3 days 23 hrs 46 mins
12.03.2026	ACT/USDT	1,00	0.0136	0,0147	▲ %7,9	0.0147	0.0160	0.0175				0.0120	3 days 23 hrs 41 mins
25.03.2026	CFG/USDT	1,00	0.1419	0,1570	▲ %10,6	0.1546	0.1783	0.2607				0.1237	2 days 14 hrs 47 mins
25.03.2026	SWARM/USDT	1,00	0.0074	0,0082	▲ %10,1	0.0080	0.0086	0.0092				0.0065	1 days 3 hrs 6 mins