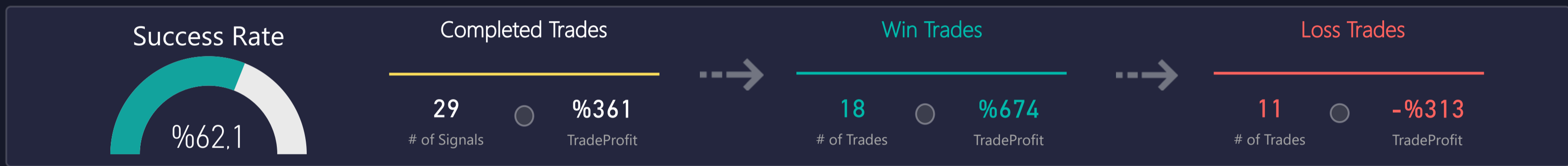


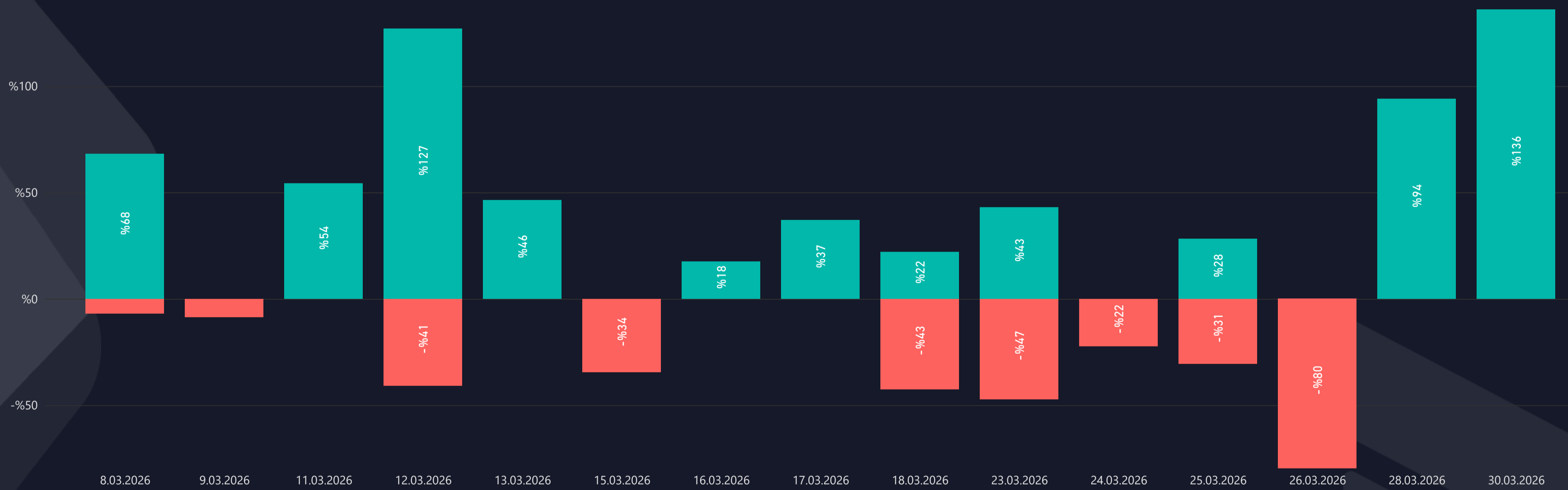


ALTSIGNALS LOW LEV. FUTURES VIP REPORT 2026 MARCH

TOTAL PROFIT
%361



WIN/LOSS TRADE CHART




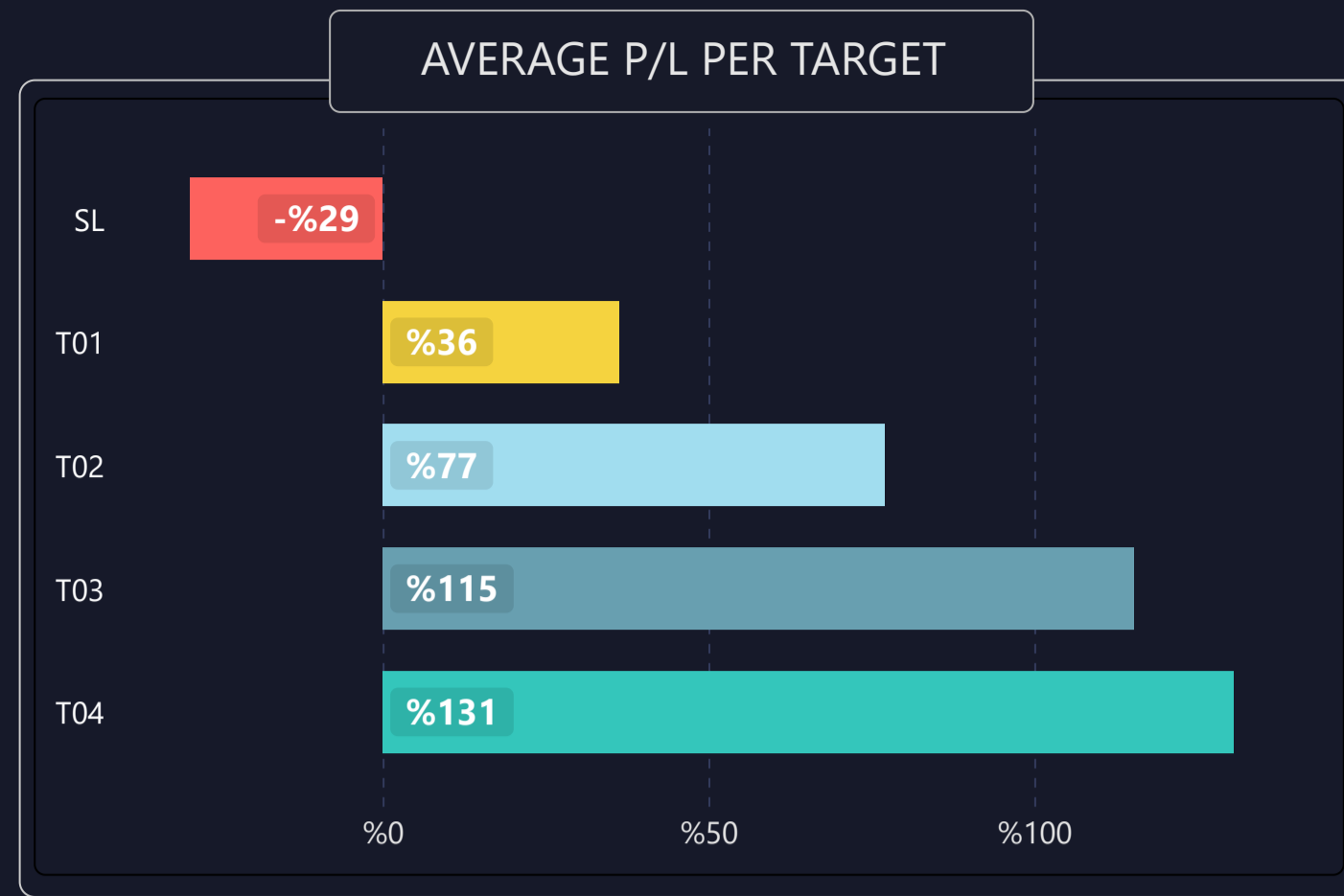
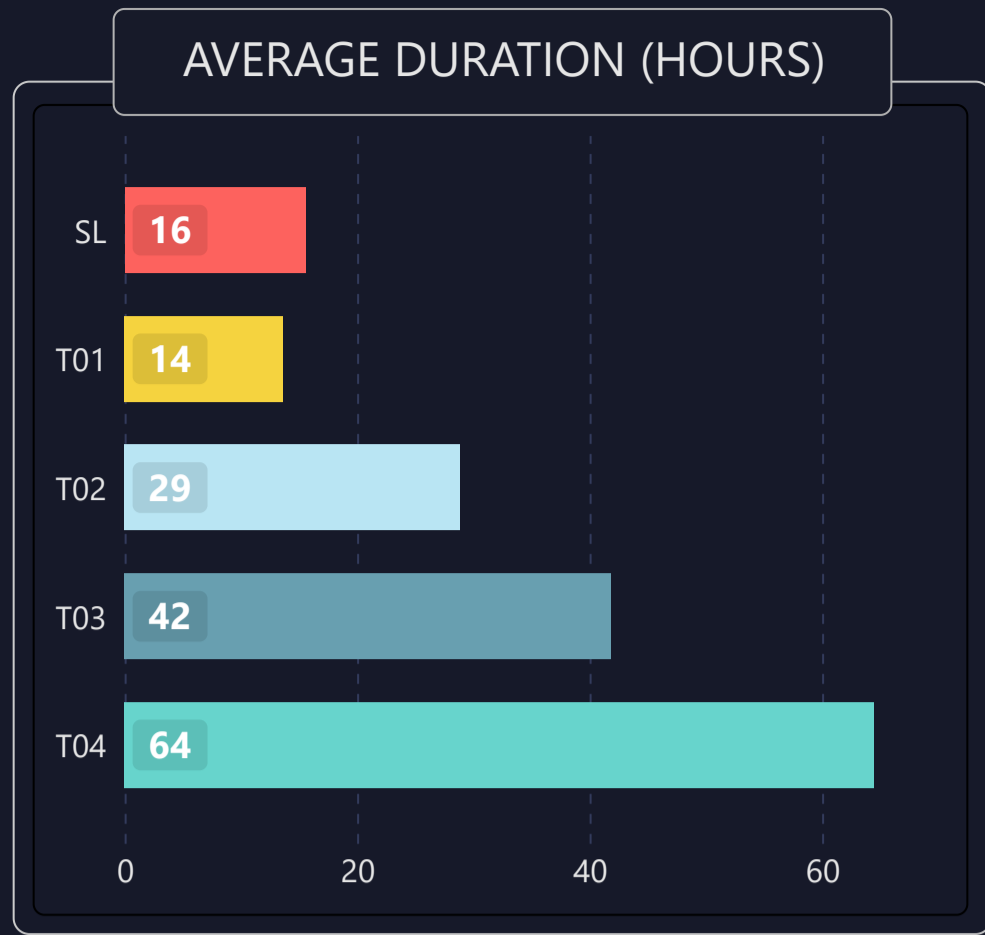
TOP PROFIT & LOSS TRADES

Realization Date	Pair	Profit	Duration
24.03.2026	LUNA2/USDT	%76,2	4 days 7 hrs 11 mins
27.03.2026	MOODENG/USDT	%70,2	2 days 3 hrs 28 mins
27.03.2026	STX/USDT	%65,8	2 days 5 hrs 9 mins
11.03.2026	SOLV/USDT	%54,3	1 hrs 58 mins
12.03.2026	ARK/USDT	%50,6	7 hrs 8 mins

Realization Date	Pair	Loss	Duration
26.03.2026	ZK/USDT	-%47,24	11 hrs 43 mins
23.03.2026	TIA/USDT	-%47,17	3 hrs 55 mins
12.03.2026	PEOPLE/USDT	-%40,87	6 hrs 5 mins
15.03.2026	THETA/USDT	-%34,38	1 days 0 hrs 17 mins
26.03.2026	COMP/USDT	-%32,45	17 hrs 27 mins



1) DETAILED STATS OF TARGETS (T1, T2, T3 etc.)



2) LIST OF ALL TRADES

Buy Date	Pair	Lev	Buy (Av.)	Sell (Av.)	Trade P/L	TP1	TP2	TP3	TP4	TP5	TP6	Stop Loss	Duration
5.03.2026	ETH/USDT	20,00	2075.0000	2032,6500	▲ %40,8	2040.0000	2000.0000	1980.0000	1945.0000			2110.0000	2 days 8 hrs 30 mins
8.03.2026	RPL/USDT	8,00	1.8133	1,8290	▼ -%6,9	1.7600	1.7200	1.6800	1.6400			1.8800	7 hrs 3 mins
8.03.2026	ATOM/USDT	20,00	1.7532	1,7292	▲ %27,3	1.7250	1.6980	1.6680				1.7900	8 hrs 2 mins
9.03.2026	BTC/USDT	20,00	67510.0000	67800,0000	▼ -%8,6	66760.0000	66260.0000	65800.0000				67800.0000	0 hrs 32 mins
11.03.2026	SOLV/USDT	20,00	0.0039	0,0040	▲ %54,3	0.0039	0.0040	0.0041				0.0037	1 hrs 58 mins
11.03.2026	COTI/USDT	20,00	0.0121	0,0124	▲ %37,1	0.0124	0.0126	0.0129				0.0120	3 hrs 39 mins
12.03.2026	ARK/USDT	20,00	0.1760	0,1805	▲ %50,6	0.1800	0.1840	0.1880	0.1940			0.1700	7 hrs 8 mins
12.03.2026	PEOPLE/USDT	20,00	0.0073	0,0075	▼ -%40,9	0.0072	0.0070	0.0069	0.0068			0.0075	6 hrs 5 mins
12.03.2026	PNUT/USDT	20,00	0.0462	0,0471	▲ %39,2	0.0473	0.0485	0.0500				0.0448	2 hrs 43 mins
12.03.2026	BRETT/USDT	10,00	0.0074	0,0076	▲ %30,2	0.0076	0.0077	0.0079				0.0072	6 hrs 30 mins
13.03.2026	BTC/USDT	10,00	72322.6655	73493,3998	▲ %16,2	73700.0000	74600.0000	75800.0000	77100.0000			71054.0000	4 hrs 24 mins
14.03.2026	THETA/USDT	20,00	0.1745	0,1775	▼ -%34,4	0.1700	0.1664	0.1630	0.1590			0.1775	1 days 0 hrs 17 mins
15.03.2026	XTZ/USDT	10,00	0.3850	0,3935	▲ %22,1	0.3950	0.4050	0.4200	0.4400			0.3660	3 days 2 hrs 4 mins
16.03.2026	ETH/USDT	10,00	2275.7083	2326,0000	▲ %22,1	2320.0000	2380.0000	2440.0000	2500.0000			2160.0000	6 hrs 50 mins
16.03.2026	WOO/USDT	10,00	0.0194	0,0197	▲ %17,5	0.0198	0.0202	0.0208	0.0214			0.0188	1 hrs 10 mins
16.03.2026	INJ/USDT	5,00	3.2280	3,1250	▼ -%16,0	3.3500	3.4200	3.5000	3.5600			3.1250	1 days 18 hrs 7 mins
16.03.2026	WOO/USDT	10,00	0.0196	0,0198	▲ %14,8	0.0198	0.0202	0.0208	0.0214			0.0188	3 hrs 59 mins
17.03.2026	LUNA2/USDT	10,00	0.0640	0,0623	▼ -%26,6	0.0660	0.0675	0.0690	0.0710			0.0623	16 hrs 42 mins
19.03.2026	GOAT/USDT	15,00	0.0180	0,0175	▲ %43,0	0.0176	0.0172	0.0168	0.0164			0.0185	3 days 0 hrs 23 mins
23.03.2026	TIA/USDT	15,00	0.3180	0,3280	▼ -%47,2	0.3060	0.3000	0.2940	0.2880			0.3280	3 hrs 55 mins
23.03.2026	PENDLE/USDT	4,00	1.1745	1,2400	▼ -%22,3	1.1200	1.0900	1.0660	1.0380			1.2400	13 hrs 51 mins
24.03.2026	LUNA2/USDT	20,00	0.0603	0,0580	▲ %76,2	0.0583	0.0570	0.0555	0.0541			0.0620	4 days 7 hrs 11 mins
25.03.2026	COMP/USDT	20,00	19.4150	19,1000	▼ -%32,4	19.9000	20.3000	20.7000	21.4000			19.1000	17 hrs 27 mins
25.03.2026	1000FLOKI/USDT	20,00	0.0305	0,0300	▼ -%30,5	0.0314	0.0320	0.0325	0.0330			0.0300	9 hrs 30 mins
25.03.2026	KAS/USDT	20,00	0.0391	0,0397	▲ %28,2	0.0398	0.0407	0.0413	0.0420			0.0368	0 hrs 39 mins
25.03.2026	ZK/USDT	20,00	0.0191	0,0186	▼ -%47,2	0.0196	0.0200	0.0204	0.0210			0.0186	11 hrs 43 mins
27.03.2026	AVA/USDT	10,00	0.1910	0,1876	▲ %17,8	0.1870	0.1820	0.1780	0.1720			0.2020	6 hrs 30 mins
27.03.2026	STX/USDT	20,00	0.2248	0,2174	▲ %65,8	0.2180	0.2120	0.2060	0.2000			0.2330	2 days 5 hrs 9 mins
27.03.2026	MOODENG/USDT	20,00	0.0456	0,0440	▲ %70,2	0.0442	0.0434	0.0426	0.0418			0.0468	2 days 3 hrs 28 mins