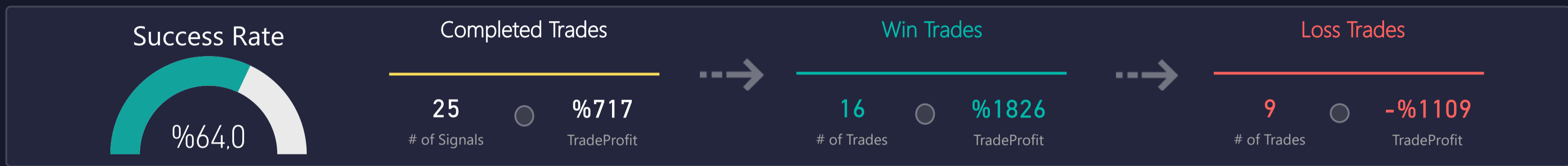


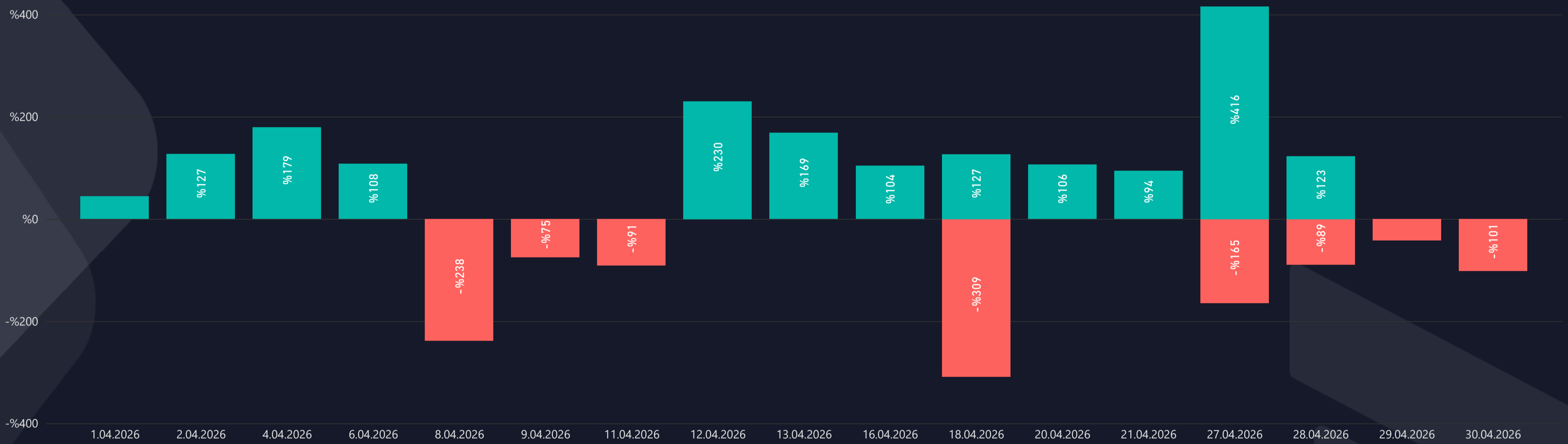


ALTSIGNALS BINANCE HIGH LEV. VIP REPORT 2026 APRIL

TOTAL PROFIT
%717



WIN/LOSS TRADE CHART



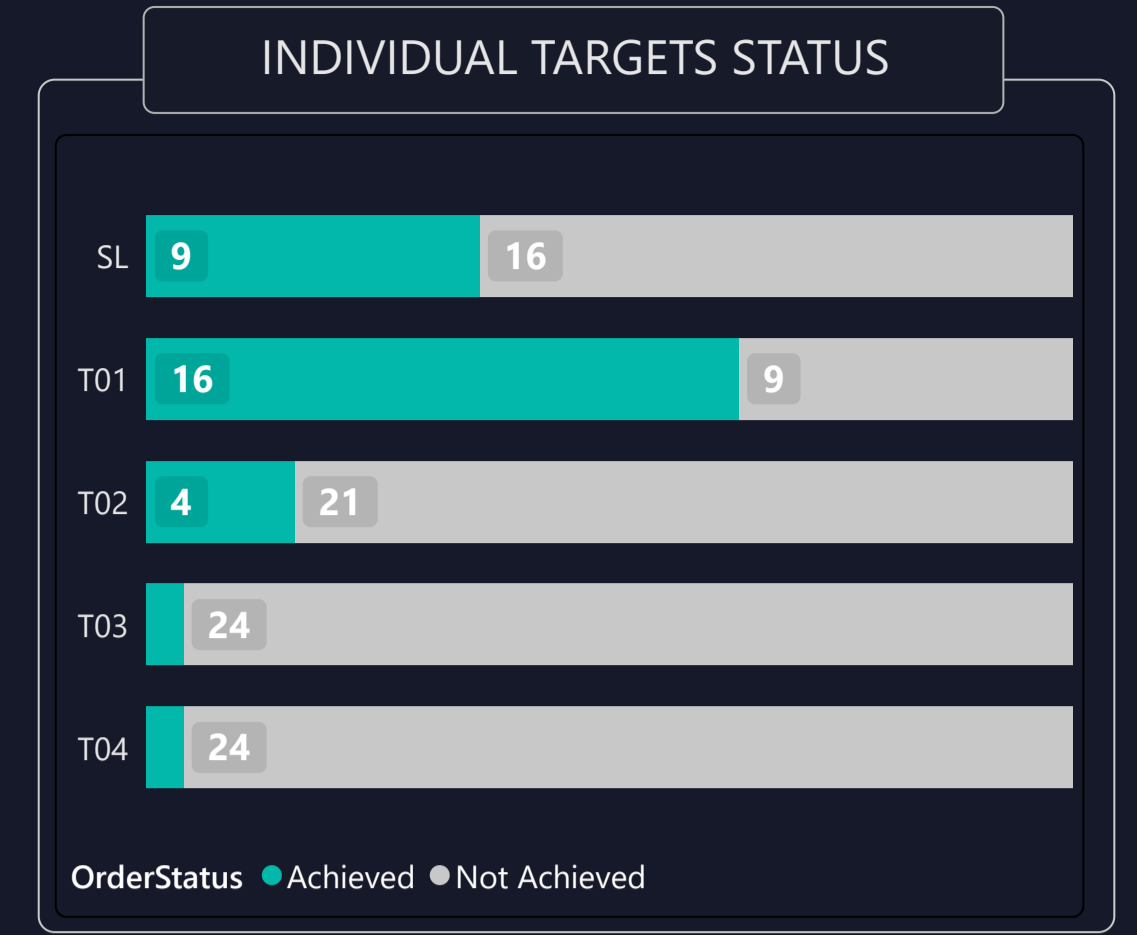
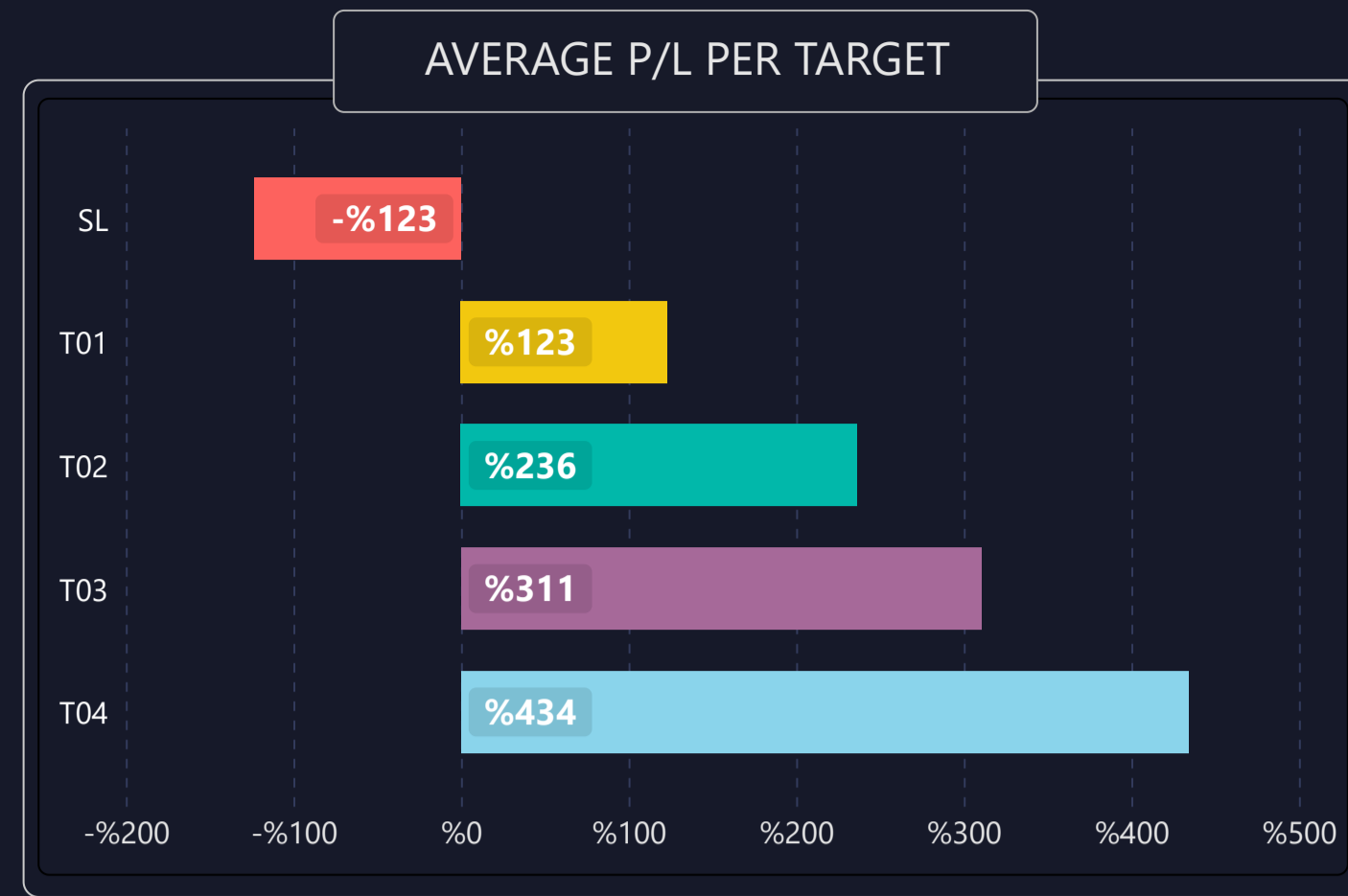
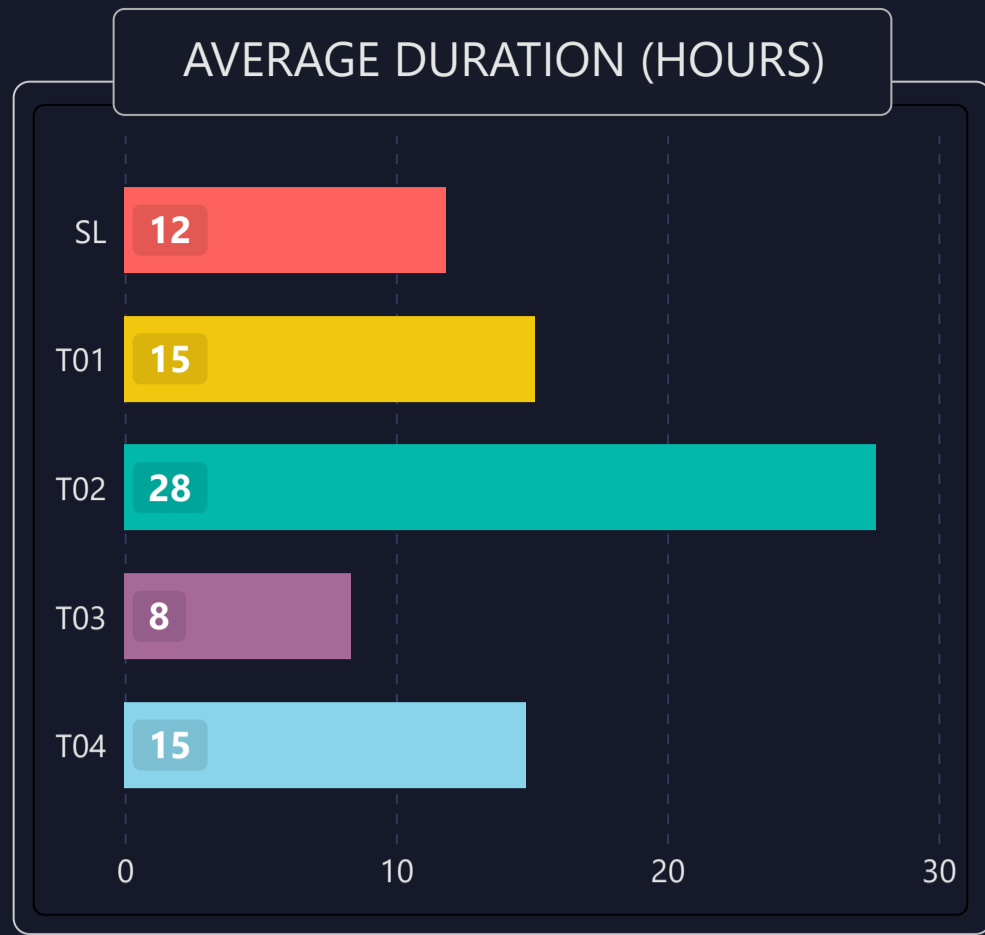
TOP PROFIT & LOSS TRADES

Realization Date	Pair	Profit	Duration
23.04.2026	KAVA/USDT	%211,5	4 days 2 hrs 50 mins
2.04.2026	RSR/USDT	%179,0	2 days 4 hrs 47 mins
12.04.2026	ACE/USDT	%168,6	20 hrs 58 mins
10.04.2026	ENA/USDT	%159,7	1 days 8 hrs 4 mins
1.04.2026	DYM/USDT	%126,7	14 hrs 48 mins

Realization Date	Pair	Loss	Duration
8.04.2026	C98/USDT	-%238,10	23 hrs 35 mins
18.04.2026	ROSE/USDT	-%201,70	22 hrs 55 mins
27.04.2026	SEI/USDT	-%164,58	12 hrs 45 mins
18.04.2026	TRUMP/USDT	-%106,98	13 hrs 56 mins
30.04.2026	UNI/USDT	-%101,39	6 hrs 9 mins



1) DETAILED STATS OF TARGETS (T1, T2, T3 etc.)



2) LIST OF ALL TRADES

Buy Date	Pair	Lev	Buy (Av.)	Sell (Av.)	Trade P/L	TP1	TP2	TP3	Stop Loss	Duration
31.03.2026	VINE/USDT	20,00	0.0173	0,02	▲ %44,3	0.0177	0.0181	0.0185	0.0154	14 hrs 36 mins
1.04.2026	DYM/USDT	50,00	0.0243	0,02	▲ %126,7	0.0238	0.0233	0.0228	0.0247	8 hrs 20 mins
2.04.2026	RSR/USDT	50,00	0.0015	0,00	▲ %179,0	0.0014	0.0014	0.0013	0.0015	2 days 4 hrs 47 mins
3.04.2026	UNI/USDT	50,00	3.1600	3,09	▲ %107,6	3.0800	3.0000	2.9300	3.3500	2 days 4 hrs 8 mins
7.04.2026	C98/USDT	50,00	0.0231	0,02	▼ -%238,1	0.0222	0.0216	0.0210	0.0242	23 hrs 35 mins
9.04.2026	DOGE/USDT	50,00	0.0932	0,09	▼ -%74,6	0.0955	0.0975	0.0990	0.0918	2 hrs 60 mins
10.04.2026	ENA/USDT	50,00	0.0945	0,10	▲ %159,7	0.0980	0.1020	0.1060	0.0910	1 days 8 hrs 4 mins
10.04.2026	COTI/USDT	50,00	0.0141	0,01	▼ -%90,7	0.0144	0.0147	0.0150	0.0138	17 hrs 50 mins
12.04.2026	IP/USDT	50,00	0.4830	0,48	▲ %70,4	0.4750	0.4650	0.4560	0.4960	7 hrs 22 mins
12.04.2026	ACE/USDT	50,00	0.1147	0,11	▲ %168,6	0.1110	0.1090	0.1060	0.1180	9 hrs 38 mins
15.04.2026	AXS/USDT	50,00	1.1420	1,17	▲ %104,2	1.1700	1.1950	1.2200	1.1220	18 hrs 23 mins
17.04.2026	ROSE/USDT	50,00	0.0118	0,01	▼ -%201,7	0.0122	0.0125	0.0128	0.0113	22 hrs 55 mins
17.04.2026	TRUMP/USDT	50,00	3.0145	2,95	▼ -%107,0	3.1050	3.1800	3.2600	2.9500	13 hrs 56 mins
18.04.2026	PHA/USDT	50,00	0.0340	0,03	▲ %88,0	0.0334	0.0327	0.0319	0.0368	0 hrs 60 mins
18.04.2026	ALCH/USDT	20,00	0.0749	0,07	▲ %38,7	0.0734	0.0718	0.0702	0.0767	0 hrs 32 mins
18.04.2026	AVAX/USDT	50,00	9.3533	9,15	▲ %106,0	9.1200	8.9000	8.7000	9.5300	2 days 0 hrs 12 mins
21.04.2026	XMR/USDT	50,00	360.9000	367,70	▲ %94,2	367.0000	374.0000	381.0000	352.0000	5 hrs 1 mins
23.04.2026	KAVA/USDT	50,00	0.0598	0,06	▲ %211,5	0.0622	0.0635	0.0650	0.0570	4 days 2 hrs 50 mins
26.04.2026	ONT/USDT	50,00	0.0722	0,07	▲ %100,1	0.0705	0.0695	0.0680	0.0750	9 hrs 7 mins
26.04.2026	SEI/USDT	50,00	0.0638	0,06	▼ -%164,6	0.0660	0.0674	0.0690	0.0617	12 hrs 45 mins
27.04.2026	ARKM/USDT	50,00	0.1153	0,11	▲ %122,8	0.1120	0.1090	0.1070	0.1190	10 hrs 22 mins
27.04.2026	BANANA/USDT	50,00	3.8750	3,79	▲ %104,2	3.7800	3.7000	3.6200	3.9600	5 hrs 25 mins
28.04.2026	DRIFT/USDT	20,00	0.0368	0,04	▼ -%42,1	0.0382	0.0390	0.0398	0.0360	4 hrs 22 mins
28.04.2026	INJ/USDT	50,00	3.5075	3,57	▼ -%89,1	3.4000	3.3100	3.2400	3.5700	2 hrs 13 mins
29.04.2026	UNI/USDT	50,00	3.1560	3,22	▼ -%101,4	3.0600	2.9900	2.9200	3.2200	6 hrs 9 mins