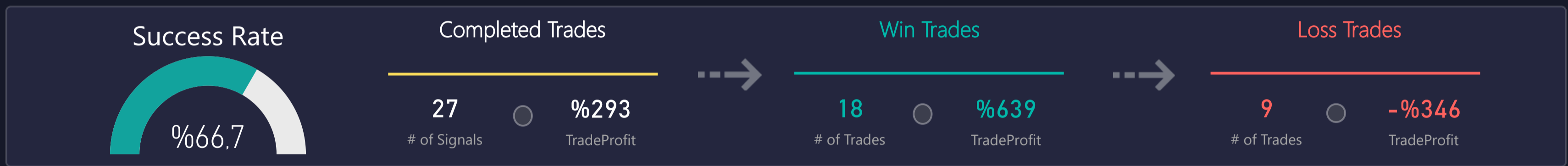


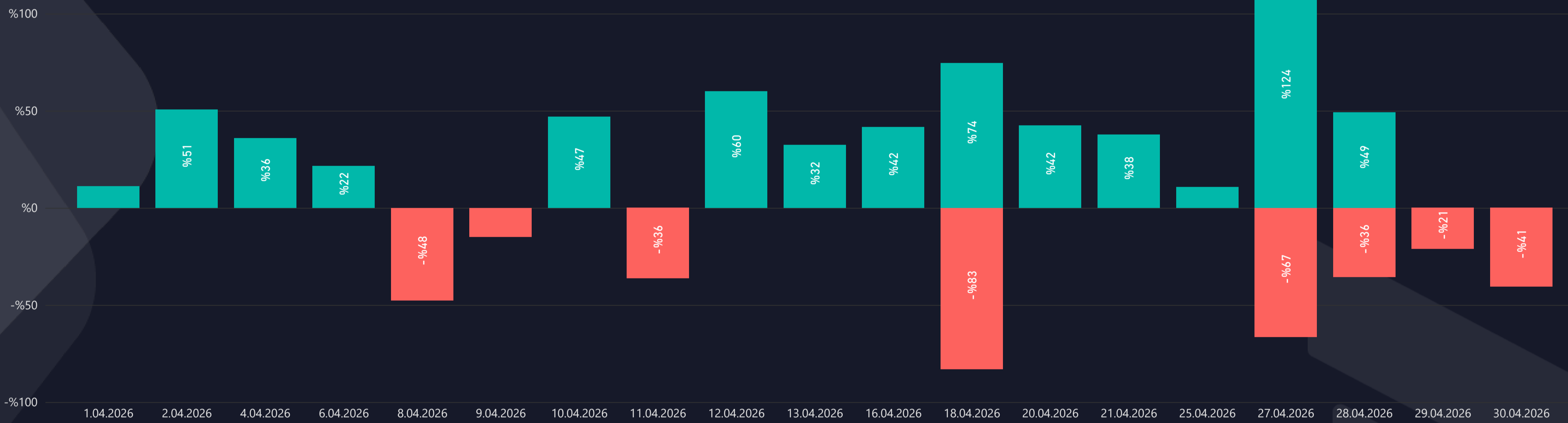


ALTSIGNALS LOW LEV. FUTURES VIP REPORT 2026 APRIL

TOTAL PROFIT
%293



WIN/LOSS TRADE CHART




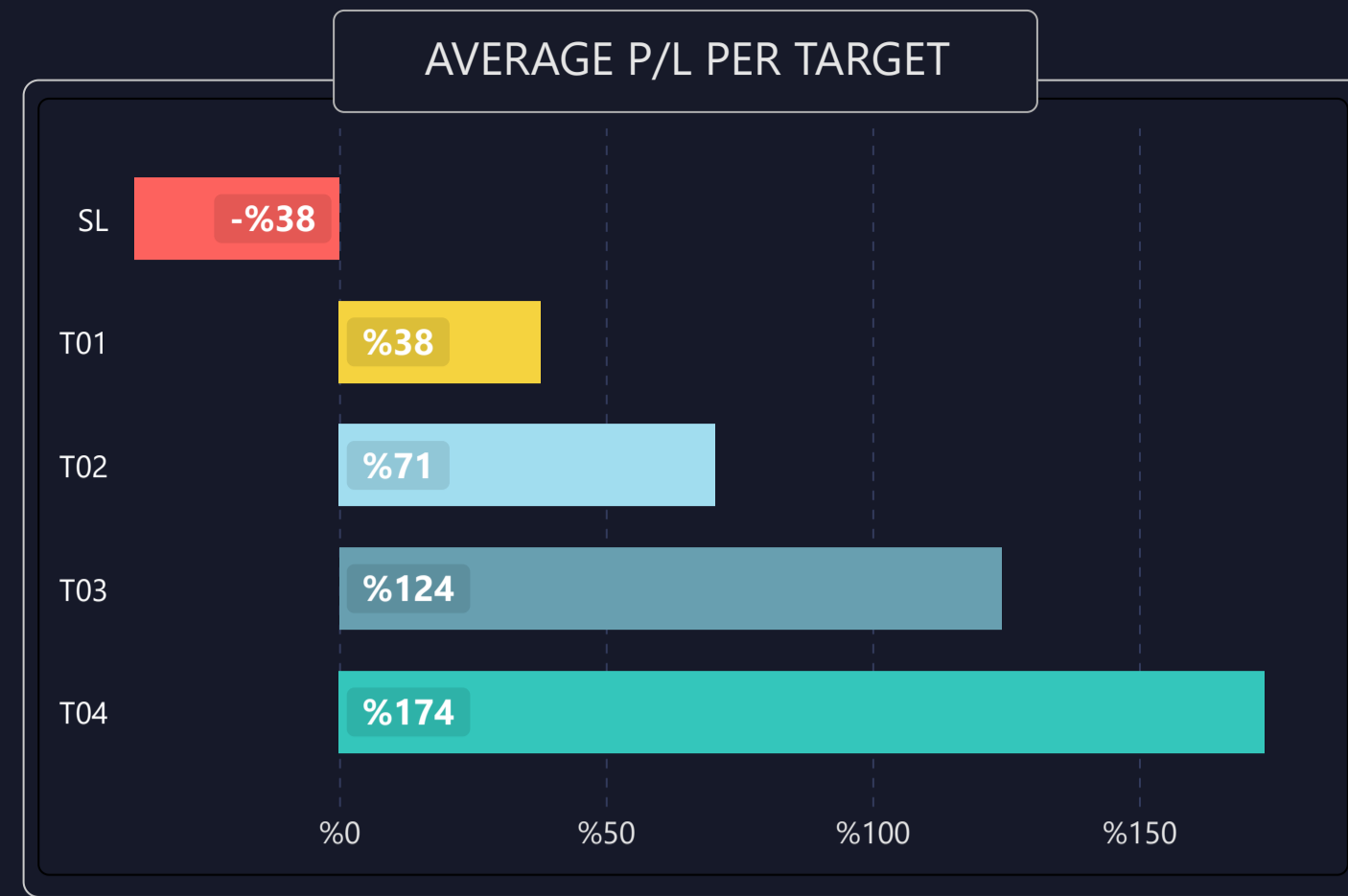
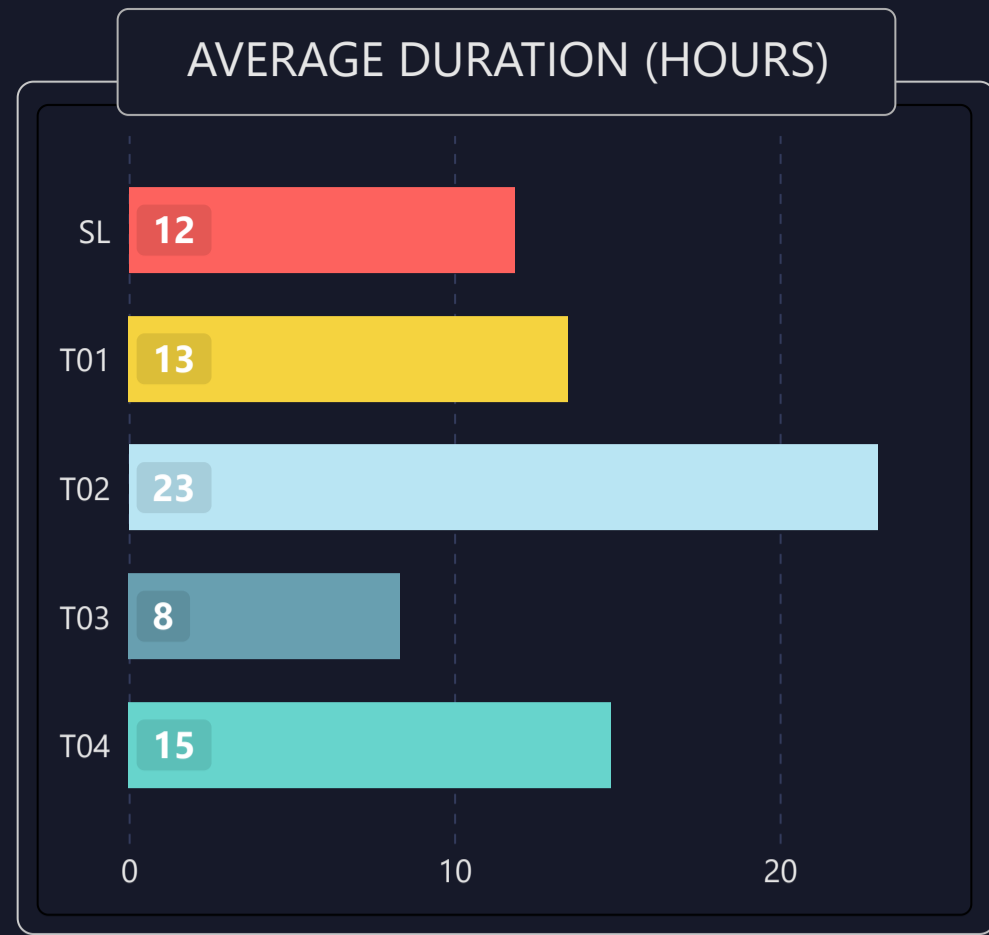
TOP PROFIT & LOSS TRADES

Realization Date	Pair	Profit	Duration
1.04.2026	DYM/USDT	%50,7	14 hrs 49 mins
27.04.2026	ARKM/USDT	%49,1	10 hrs 22 mins
9.04.2026	GOAT/USDT	%46,9	4 hrs 34 mins
18.04.2026	AVAX/USDT	%42,4	2 days 0 hrs 13 mins
23.04.2026	KAVA/USDT	%42,3	4 days 2 hrs 50 mins

Realization Date	Pair	Loss	Duration
27.04.2026	SEI/USDT	-%66,59	12 hrs 45 mins
8.04.2026	C98/USDT	-%47,62	23 hrs 35 mins
18.04.2026	TRUMP/USDT	-%42,79	13 hrs 56 mins
30.04.2026	UNI/USDT	-%40,56	6 hrs 9 mins
18.04.2026	ROSE/USDT	-%40,34	22 hrs 55 mins



1) DETAILED STATS OF TARGETS (T1, T2, T3 etc.)



2) LIST OF ALL TRADES

Buy Date	Pair	Lev	Buy (Av.)	Sell (Av.)	Trade P/L	TP1	TP2	TP3	TP4	TP5	TP6	Stop Loss	Duration
12.04.2026	ACE/USDT	10,00	0.1145	0.1108	▲ %32,3	0.1110	0.1090	0.1060	0.1030			0.1180	9 hrs 39 mins
18.04.2026	ALCH/USDT	20,00	0.0749	0.0735	▲ %38,7	0.0734	0.0718	0.0702	0.0686			0.0767	0 hrs 35 mins
27.04.2026	ARKM/USDT	20,00	0.1153	0.1125	▲ %49,1	0.1120	0.1090	0.1070	0.1040			0.1190	10 hrs 22 mins
18.04.2026	AVAX/USDT	20,00	9.3533	9.1550	▲ %42,4	9.1200	8.9000	8.7000	8.5000			9.5300	2 days 0 hrs 13 mins
15.04.2026	AXS/USDT	20,00	1.1420	1.1658	▲ %41,7	1.1700	1.1950	1.2200	1.2500			1.1220	18 hrs 23 mins
27.04.2026	BANANA/USDT	20,00	3.8750	3.7942	▲ %41,7	3.7800	3.7000	3.6200	3.5400			3.9600	5 hrs 25 mins
7.04.2026	C98/USDT	10,00	0.0231	0.0242	▼ -%47,6	0.0222	0.0216	0.0210	0.0204			0.0242	23 hrs 35 mins
25.04.2026	CHILLGUY/USDT	20,00	0.0127	0.0126	▲ %10,7	0.0126	0.0123	0.0121	0.0117			0.0132	3 hrs 14 mins
10.04.2026	COTI/USDT	20,00	0.0141	0.0138	▼ -%36,3	0.0144	0.0147	0.0150	0.0154			0.0138	17 hrs 50 mins
9.04.2026	DOGE/USDT	10,00	0.0932	0.0918	▼ -%14,9	0.0955	0.0975	0.0990	0.1010			0.0918	3 hrs 0 mins
28.04.2026	DRIFT/USDT	10,00	0.0368	0.0360	▼ -%21,1	0.0382	0.0390	0.0398	0.0408			0.0360	4 hrs 18 mins
1.04.2026	DYM/USDT	20,00	0.0243	0.0237	▲ %50,7	0.0238	0.0233	0.0228	0.0222			0.0247	8 hrs 21 mins
10.04.2026	ENA/USDT	10,00	0.0945	0.0975	▲ %31,9	0.0980	0.1020	0.1060	0.1100			0.0910	1 days 8 hrs 4 mins
9.04.2026	GOAT/USDT	20,00	0.0179	0.0183	▲ %46,9	0.0183	0.0187	0.0191	0.0195			0.0173	4 hrs 34 mins
28.04.2026	INJ/USDT	20,00	3.5075	3.5700	▼ -%35,6	3.4000	3.3100	3.2400	3.2000			3.5700	2 hrs 13 mins
12.04.2026	IP/USDT	20,00	0.4830	0.4762	▲ %28,2	0.4750	0.4650	0.4560	0.4460			0.4960	7 hrs 22 mins
23.04.2026	KAVA/USDT	10,00	0.0598	0.0623	▲ %42,3	0.0622	0.0635	0.0650	0.0668			0.0570	4 days 2 hrs 50 mins
26.04.2026	ONT/USDT	20,00	0.0722	0.0708	▲ %40,0	0.0705	0.0695	0.0680	0.0666			0.0750	9 hrs 6 mins
18.04.2026	PHA/USDT	20,00	0.0340	0.0334	▲ %35,8	0.0334	0.0327	0.0319	0.0312			0.0368	0 hrs 60 mins
17.04.2026	ROSE/USDT	10,00	0.0118	0.0113	▼ -%40,3	0.0122	0.0125	0.0128	0.0131			0.0113	22 hrs 55 mins
2.04.2026	RSR/USDT	10,00	0.0015	0.0014	▲ %35,8	0.0014	0.0014	0.0013	0.0013			0.0015	2 days 4 hrs 47 mins
26.04.2026	SEI/USDT	20,00	0.0638	0.0617	▼ -%66,6	0.0660	0.0674	0.0690	0.0710			0.0617	12 hrs 45 mins
17.04.2026	TRUMP/USDT	20,00	3.0145	2,9500	▼ -%42,8	3.1050	3.1800	3.2600	3.3400			2.9500	13 hrs 56 mins
3.04.2026	UNI/USDT	10,00	3.1600	3,0920	▲ %21,5	3.0800	3.0000	2.9300	2.8500			3.3500	2 days 4 hrs 7 mins
29.04.2026	UNI/USDT	20,00	3.1560	3,2200	▼ -%40,6	3.0600	2.9900	2.9200	2.8400			3.2200	6 hrs 9 mins
31.03.2026	VINE/USDT	5,00	0.0173	0,0176	▲ %11,1	0.0177	0.0181	0.0185	0.0195			0.0154	14 hrs 36 mins
21.04.2026	XMR/USDT	20,00	360.9000	367,7000	▲ %37,7	367.0000	374.0000	381.0000	388.0000			352.0000	5 hrs 2 mins