




# ALTSIGNALS BINANCE SPOT VIP REPORT

## 2026 MAY



### WIN/LOSS TRADE CHART



### TOP PROFIT & LOSS TRADES

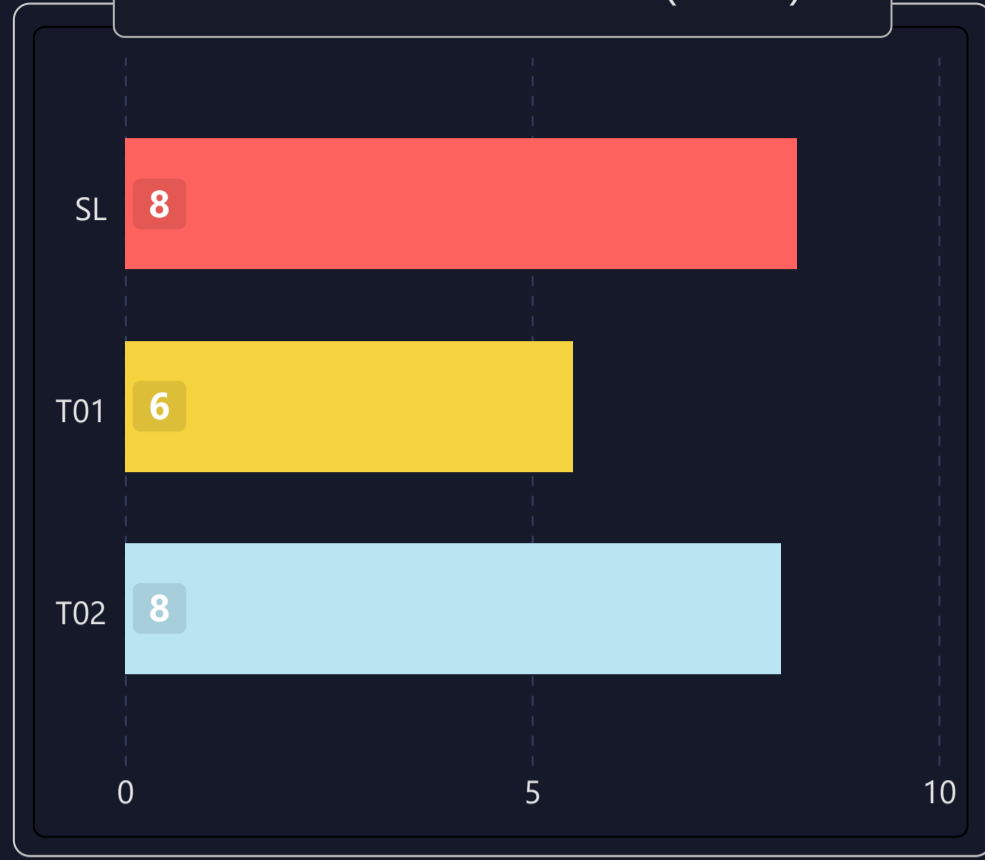
Realization Date	Pair	Profit	Duration
17.04.2026	1000FLOKI/USDT	%15,7	22 days 22 hrs 55 mins
5.05.2026	ZEC/USDT	%12,8	2 hrs 8 mins
7.05.2026	OP/USDT	%10,6	1 days 2 hrs 57 mins
5.05.2026	VIRTUAL/USDT	%10,4	6 days 15 hrs 47 mins

Realization Date	Pair	Loss	Duration
16.05.2026	THETA/USDT	-%11,69	5 days 13 hrs 45 mins
22.05.2026	XRP/USDT	-%6,73	10 days 22 hrs 25 mins

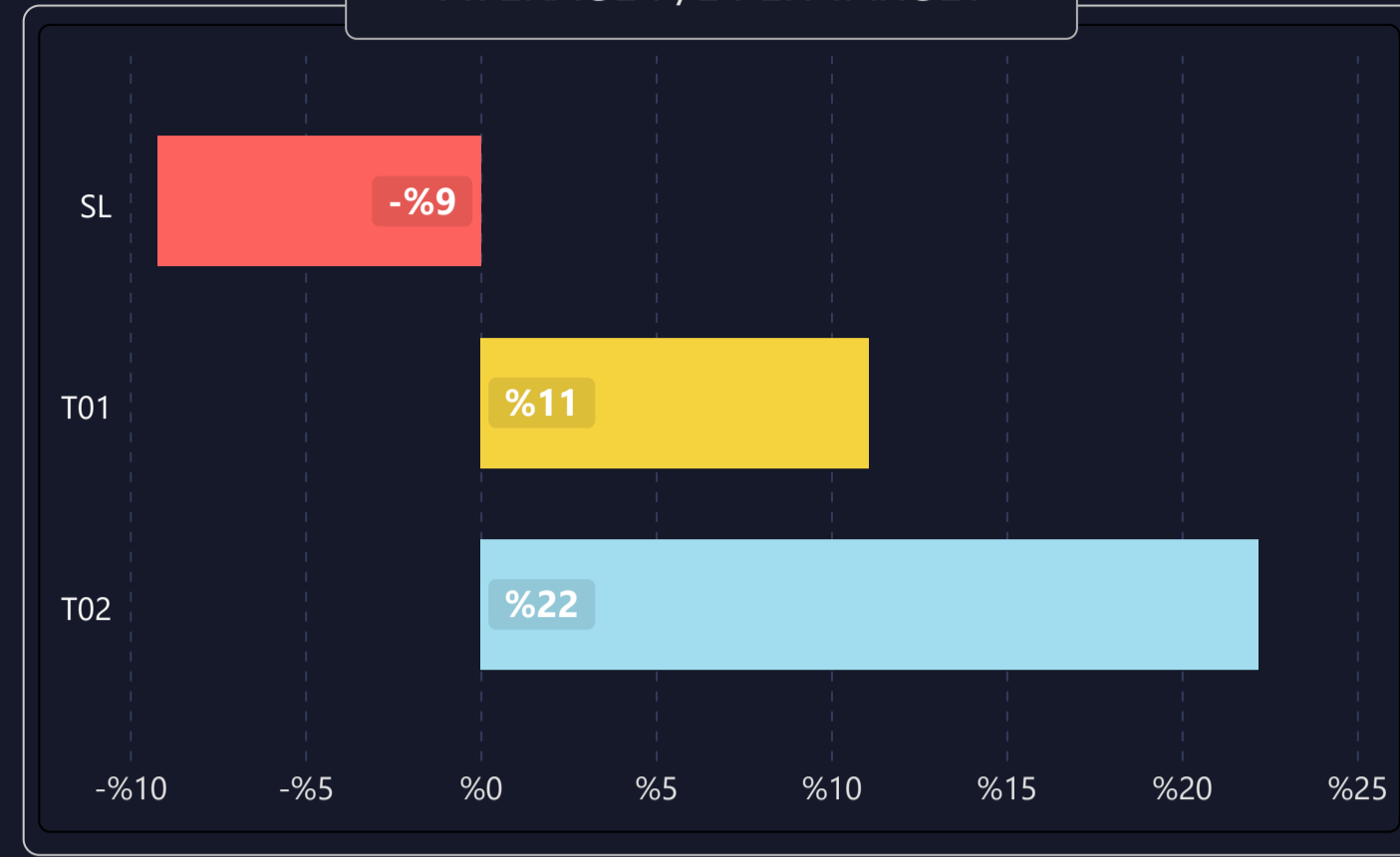


# 1) DETAILED STATS OF TARGETS (T1, T2, T3 etc.)

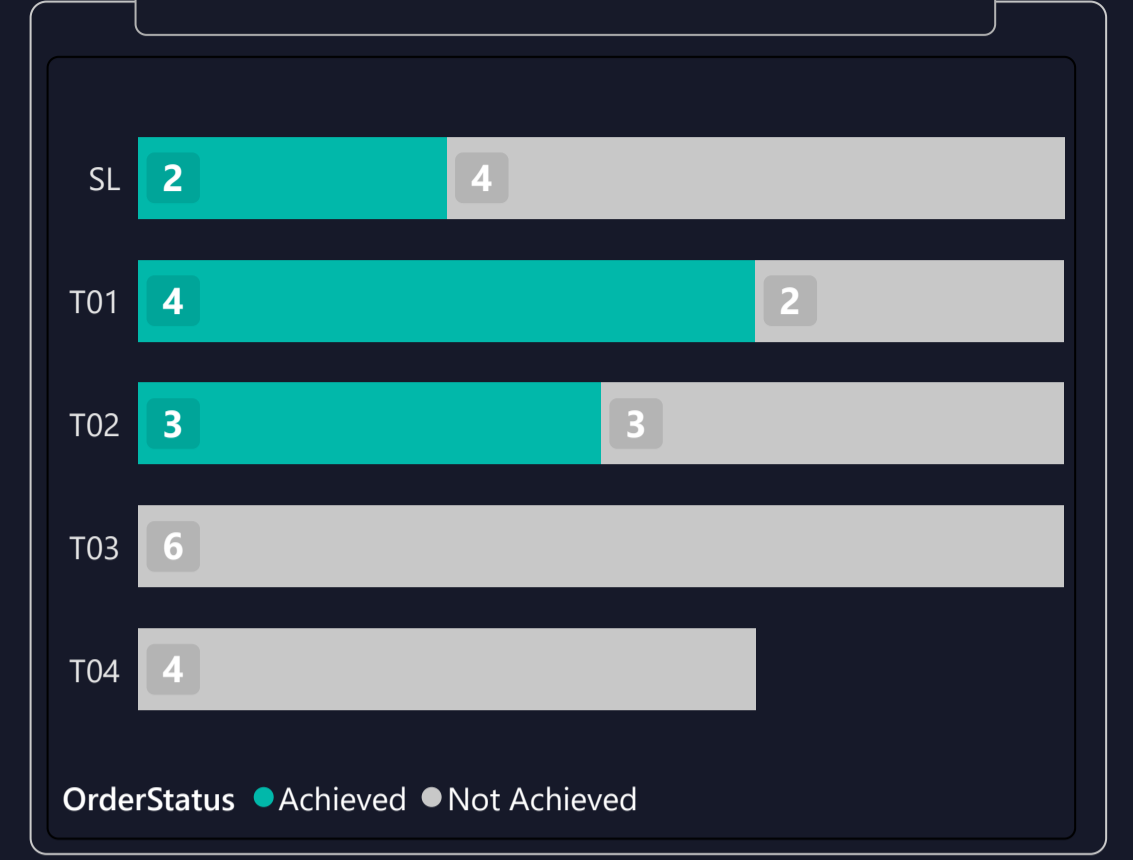
### AVERAGE DURATION (DAYS)



### AVERAGE P/L PER TARGET



### INDIVIDUAL TARGETS STATUS



# 2) LIST OF ALL TRADES

Buy Date	Pair	Lev	Buy (Av.)	Sell (Av.)	Trade P/L	TP1	TP2	TP3	TP4	TP5	TP6	Stop Loss	Duration
17.04.2026	1000FLOKI/USDT	1,00	0.0313	0,0362	▲ %15,7	0.0350	0.0380	0.0420				0.0280	22 days 22 hrs 55 mins
5.05.2026	ZEC/USDT	1,00	431.0000	486,0000	▲ %12,8	480.0000	540.0000	600.0000	680.0000			356.0000	2 hrs 8 mins
5.05.2026	VIRTUAL/USDT	1,00	0.8250	0,9105	▲ %10,4	0.9200	1.0200	1.1400	1.3500			0.7200	6 days 15 hrs 47 mins
7.05.2026	OP/USDT	1,00	0.1460	0,1615	▲ %10,6	0.1600	0.1750	0.1950	0.2200			0.1210	1 days 2 hrs 57 mins
10.05.2026	THETA/USDT	1,00	0.2310	0,2040	▼ -%11,7	0.2700	0.3000	0.3300	0.3700			0.2040	5 days 13 hrs 45 mins
11.05.2026	XRP/USDT	1,00	1.4368	1,3400	▼ -%6,7	1.6000	1.7200	1.8500				1.3400	10 days 22 hrs 25 mins