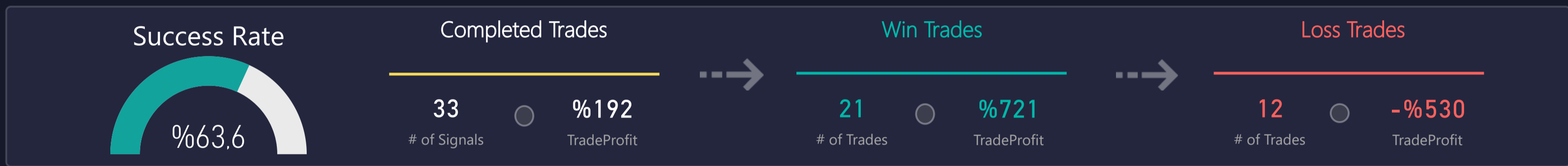


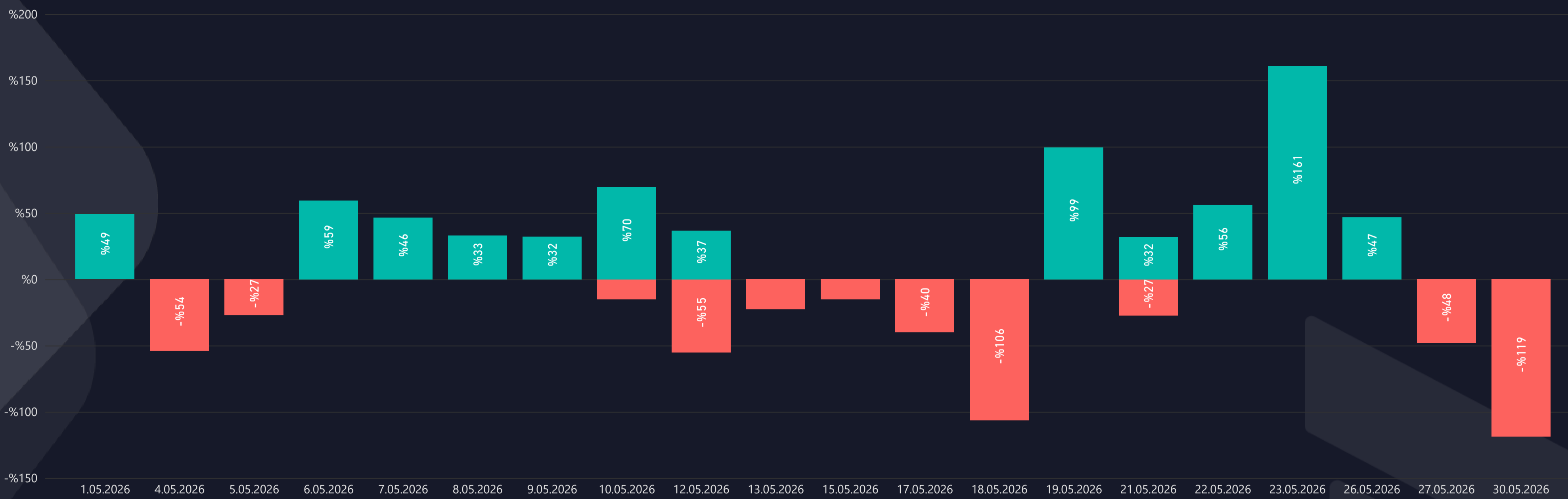


ALTSIGNALS LOW LEV. FUTURES VIP REPORT 2026 MAY

TOTAL PROFIT
%192



WIN/LOSS TRADE CHART




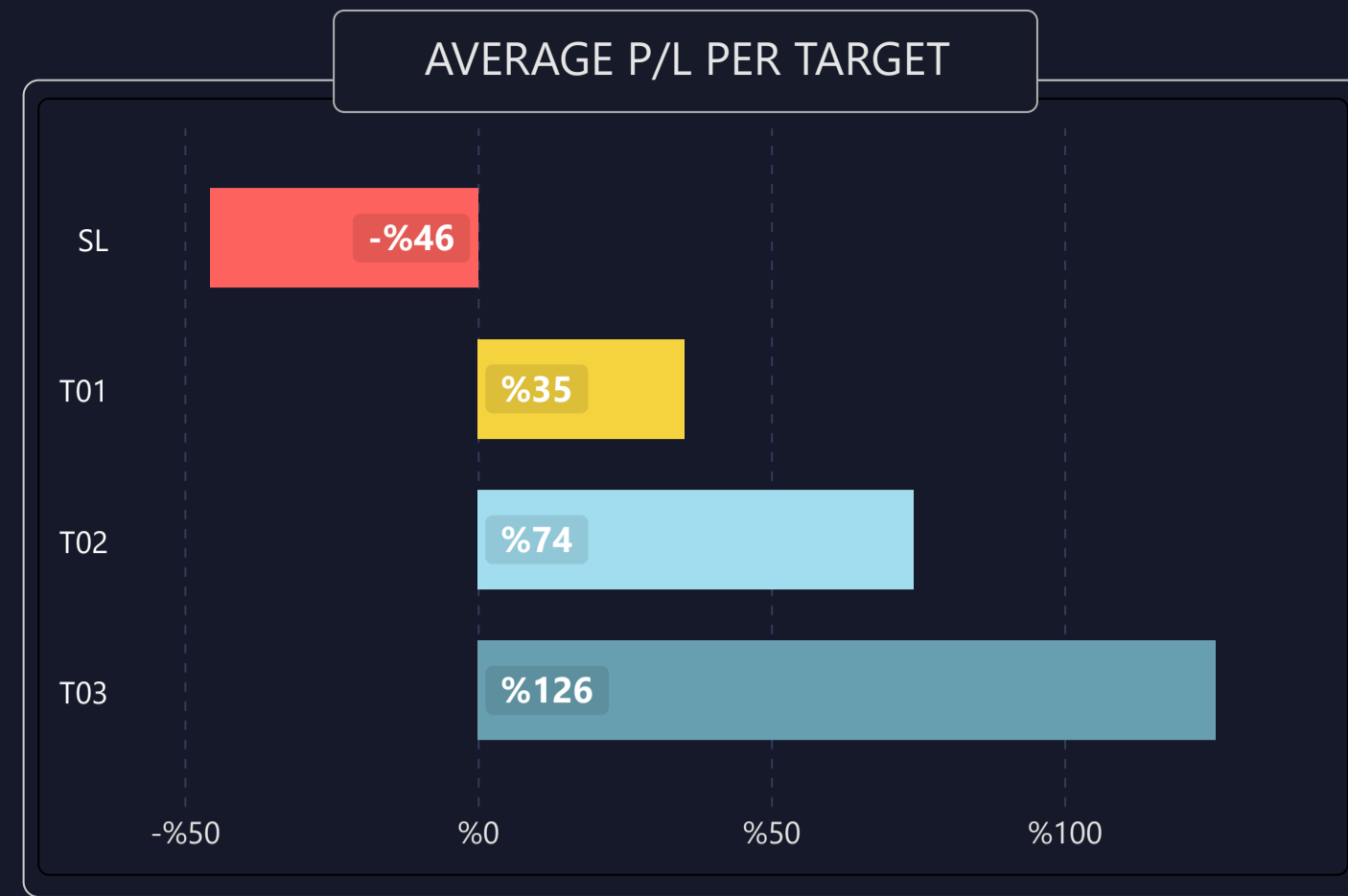
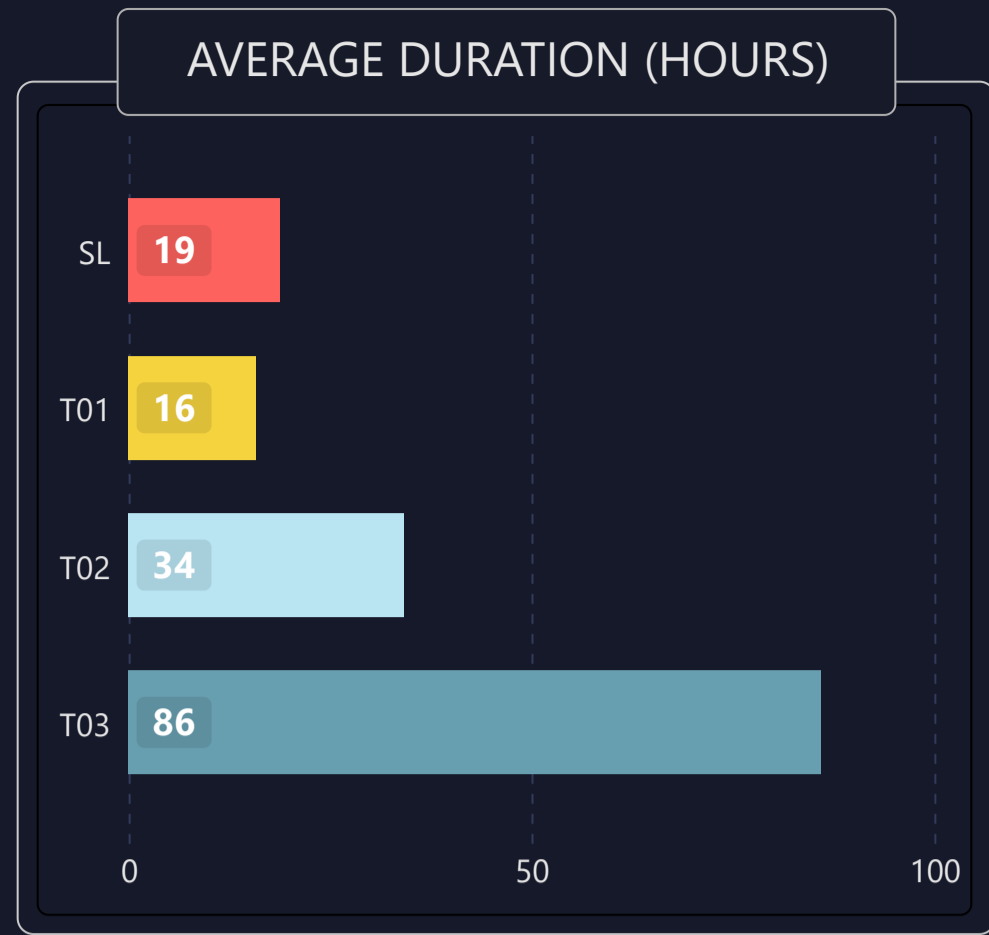
TOP PROFIT & LOSS TRADES

Realization Date	Pair	Profit	Duration
18.05.2026	NEAR/USDT	%68,5	16 hrs 14 mins
22.05.2026	SOLV/USDT	%62,6	18 hrs 59 mins
20.05.2026	APT/USDT	%56,1	1 days 20 hrs 50 mins
9.05.2026	BAT/USDT	%49,5	1 days 6 hrs 43 mins
26.05.2026	DYDX/USDT	%46,8	2 hrs 42 mins

Realization Date	Pair	Loss	Duration
30.05.2026	ENS/USDT	-%118,80	10 hrs 52 mins
18.05.2026	FLOW/USDT	-%106,38	3 hrs 52 mins
12.05.2026	1000SHIB/USDT	-%55,30	1 days 17 hrs 13 mins
27.05.2026	AAVE/USDT	-%47,94	15 hrs 58 mins
17.05.2026	NEAR/USDT	-%40,00	12 hrs 15 mins



1) DETAILED STATS OF TARGETS (T1, T2, T3 etc.)



2) LIST OF ALL TRADES

Buy Date	Pair	Lev	Buy (Av.)	Sell (Av.)	Trade P/L	TP1	TP2	TP3	TP4	TP5	TP6	Stop Loss	Duration
10.05.2026	1000SHIB/USDT	20,00	0.0066	0,0064	▼ -%55,3	0.0068	0.0069	0.0071	0.0073			0.0064	1 days 17 hrs 13 mins
6.05.2026	1MBABYDOGE/USDT	5,00	0.0004	0,0004	▲ %13,6	0.0004	0.0005	0.0005	0.0005			0.0004	20 hrs 42 mins
26.05.2026	AAVE/USDT	20,00	86.5750	84,5000	▼ -%47,9	89.0000	90.8000	92.6500	96.4000			84.5000	15 hrs 58 mins
5.05.2026	ADA/USDT	20,00	0.2585	0,2645	▲ %46,4	0.2640	0.2690	0.2750	0.2840			0.2510	18 hrs 5 mins
20.05.2026	APT/USDT	20,00	0.9513	0,9780	▲ %56,1	0.9760	0.9960	1.0200	1.0400			0.9360	1 days 20 hrs 50 mins
14.05.2026	AR/USDT	5,00	2.3825	2,3100	▼ -%15,2	2.4600	2.5200	2.5800	2.6400			2.3100	10 hrs 34 mins
20.05.2026	ARKM/USDT	20,00	0.1225	0,1245	▲ %31,9	0.1248	0.1280	0.1310	0.1340			0.1189	4 hrs 40 mins
4.05.2026	AVAX/USDT	20,00	9.2067	9,0810	▼ -%27,3	9.4500	9.6500	9.8500	10.1000			9.0500	2 hrs 33 mins
8.05.2026	BAT/USDT	20,00	0.1115	0,1128	▲ %22,9	0.1130	0.1155	0.1180	0.1220			0.1055	1 hrs 36 mins
9.05.2026	BAT/USDT	20,00	0.1081	0,1108	▲ %49,5	0.1105	0.1130	0.1155	0.1180			0.1055	1 days 6 hrs 43 mins
18.05.2026	BOME/USDT	10,00	0.0006	0,0006	▲ %30,9	0.0006	0.0006	0.0006	0.0007			0.0006	4 hrs 23 mins
16.05.2026	BTC/USDT	20,00	78317.7769	76757,8000	▲ %39,8	76950.0000	75970.0000	74840.0000	73800.0000			79060.0000	7 days 1 hrs 0 mins
4.05.2026	DOT/USDT	20,00	1.2325	1,2160	▼ -%26,8	1.2650	1.2900	1.3200	1.3500			1.2160	1 hrs 43 mins
6.05.2026	DRIFT/USDT	20,00	0.0363	0,0357	▲ %32,8	0.0356	0.0347	0.0340	0.0331			0.0374	4 hrs 2 mins
26.05.2026	DYDX/USDT	20,00	0.1645	0,1684	▲ %46,8	0.1680	0.1715	0.1750	0.1820			0.1540	2 hrs 42 mins
29.05.2026	ENS/USDT	20,00	5.8335	6,1800	▼ -%118,8	5.6000	5.4800	5.3600	5.1400			6.1800	10 hrs 52 mins
22.05.2026	ETH/USDT	20,00	2068.3333	2034,0500	▲ %33,2	2028.0000	1977.0000	1930.0000	1880.0000			2140.0000	22 hrs 26 mins
17.05.2026	FLOW/USDT	50,00	0.0376	0,0368	▼ -%106,4	0.0388	0.0396	0.0405	0.0415			0.0368	3 hrs 52 mins
18.05.2026	HBAR/USDT	10,00	0.0891	0,0868	▲ %25,3	0.0864	0.0844	0.0825	0.0800			0.0915	5 days 2 hrs 11 mins
10.05.2026	KAS/USDT	10,00	0.0382	0,0396	▲ %36,6	0.0395	0.0405	0.0415	0.0425			0.0365	1 days 8 hrs 57 mins
30.04.2026	LISTA/USDT	10,00	0.0830	0,0816	▲ %16,4	0.0814	0.0795	0.0775	0.0754			0.0870	8 hrs 53 mins
12.05.2026	LTC/USDT	20,00	57.5500	58,2000	▼ -%22,6	56.6000	55.8000	54.8000	53.6000			58.2000	6 hrs 57 mins
3.05.2026	MANA/USDT	20,00	0.0890	0,0902	▼ -%27,0	0.0868	0.0850	0.0832	0.0816			0.0902	1 days 23 hrs 31 mins
30.04.2026	MELANIA/USDT	20,00	0.1040	0,1023	▲ %32,7	0.1020	0.1000	0.0980	0.0960			0.1070	8 hrs 26 mins
8.05.2026	MOVE/USDT	20,00	0.0187	0,0190	▲ %32,2	0.0191	0.0195	0.0200	0.0204			0.0183	7 hrs 4 mins
16.05.2026	NEAR/USDT	20,00	1.5000	1,5300	▼ -%40,0	1.4630	1.4340	1.4030	1.3730			1.5300	12 hrs 15 mins
18.05.2026	NEAR/USDT	20,00	1.5350	1,5876	▲ %68,5	1.5800	1.6200	1.6600	1.7000			1.5000	5 hrs 0 mins
7.05.2026	OP/USDT	5,00	0.1465	0,1495	▲ %10,2	0.1500	0.1560	0.1630	0.1710			0.1320	9 hrs 26 mins
10.05.2026	PIXEL/USDT	10,00	0.0086	0,0085	▼ -%15,1	0.0088	0.0089	0.0092	0.0094			0.0085	1 hrs 8 mins
18.05.2026	SEI/USDT	10,00	0.0604	0,0620	▼ -%27,3	0.0585	0.0570	0.0555	0.0534			0.0620	2 days 6 hrs 44 mins
22.05.2026	SOLV/USDT	20,00	0.0042	0,0040	▲ %62,6	0.0040	0.0039	0.0038	0.0037			0.0043	18 hrs 59 mins
5.05.2026	VVV/USDT	5,00	10.1920	10,4538	▲ %12,8	10.5000	10.8000	11.2000	11.6000			9.4000	6 hrs 4 mins
8.05.2026	WLD/USDT	5,00	0.2700	0,2808	▲ %20,0	0.2800	0.2880	0.2960	0.3040			0.2580	2 days 1 hrs 41 mins